



SYRACUSE DIVISION
 ADDITION TO MAINTENANCE SECTION & ROOF REPLACEMENT
 AT THE
 WEEDSPORT SECTION MAINTENANCE COMPLEX
 INTERCHANGE 40
 MILEPOST 304.2
 IN
 CAYUGA COUNTY
 TAS 24-9A
 D214913

TYPE OF CONSTRUCTION:

BUILDING ADDITION AND EXISTING BUILDING ROOF REPLACEMENT REQUIRING LABOR AND MATERIALS FOR GENERAL CONSTRUCTION, MECHANICAL, ELECTRICAL, PLUMBING, ABATEMENT, SITE WORK.

CODE COMPLIANCE:

ALL WORK DESCRIBED AND TO BE PERFORMED UNDER THIS CONTRACT, SHALL CONFORM TO THE PROVISIONS OUTLINED BY 19 NYCRR, THE NEW YORK STATE UNIFORM FIRE PREVENTION AND BUILDING CODE(S) AND ITS REFERENCE STANDARDS, INCLUDING ICC 117.1-2008.

BUILDING CLASSIFICATIONS:

OCCUPANCY CLASSIFICATION: B
 CONSTRUCTION CLASSIFICATION: II B

NOTES:

ALL WORK CONTEMPLATED UNDER THIS CONTRACT IS TO BE COVERED BY AND IN CONFORMITY WITH THE STANDARD SPECIFICATIONS (US CUSTOMARY) REFERENCED IN THE CONTRACT "PROPOSAL" EXCEPT AS MODIFIED BY THESE PLANS OR CHANGES SET FORTH IN THE CONTRACT "PROPOSAL".

STANDARD SHEETS:

THE LATEST REVISIONS OF THE STANDARD SHEETS MAINTAINED BY NYS DOT, WHICH ARE CURRENT ON THE DATE OF ADVERTISEMENT FOR BIDS SHALL BE CONSIDERED TO BE IN EFFECT. ALL PAY ITEMS AND WORK CONTAINED IN THE CONTRACT AND ANY ADDITIONAL PAY ITEMS AND WORK ENCOUNTERED DURING THE COURSE OF THE CONTRACT SHALL BE SUBJECT TO THE APPLICABLE STANDARD SHEET(S) UNLESS OTHERWISE SPECIFIED IN THE CONTRACT DOCUMENTS.

THE LATEST REVISIONS OF THE NYSTA STANDARD SHEETS MAINTAINED BY THE AUTHORITY, WHICH ARE CURRENT ON THE DATE OF ADVERTISEMENT FOR BIDS, SHALL BE CONSIDERED TO BE IN EFFECT. ALL PAY ITEMS AND WORK CONTAINED IN THE CONTRACT AND ANY ADDITIONAL PAY ITEMS AND WORK ENCOUNTERED DURING THE COURSE OF THE CONTRACT SHALL BE SUBJECT TO THE APPLICABLE STANDARD SHEET(S) UNLESS OTHERWISE SPECIFIED IN THE CONTRACT DOCUMENTS. SEE GENERAL NOTES DRAWINGS FOR LISTING.

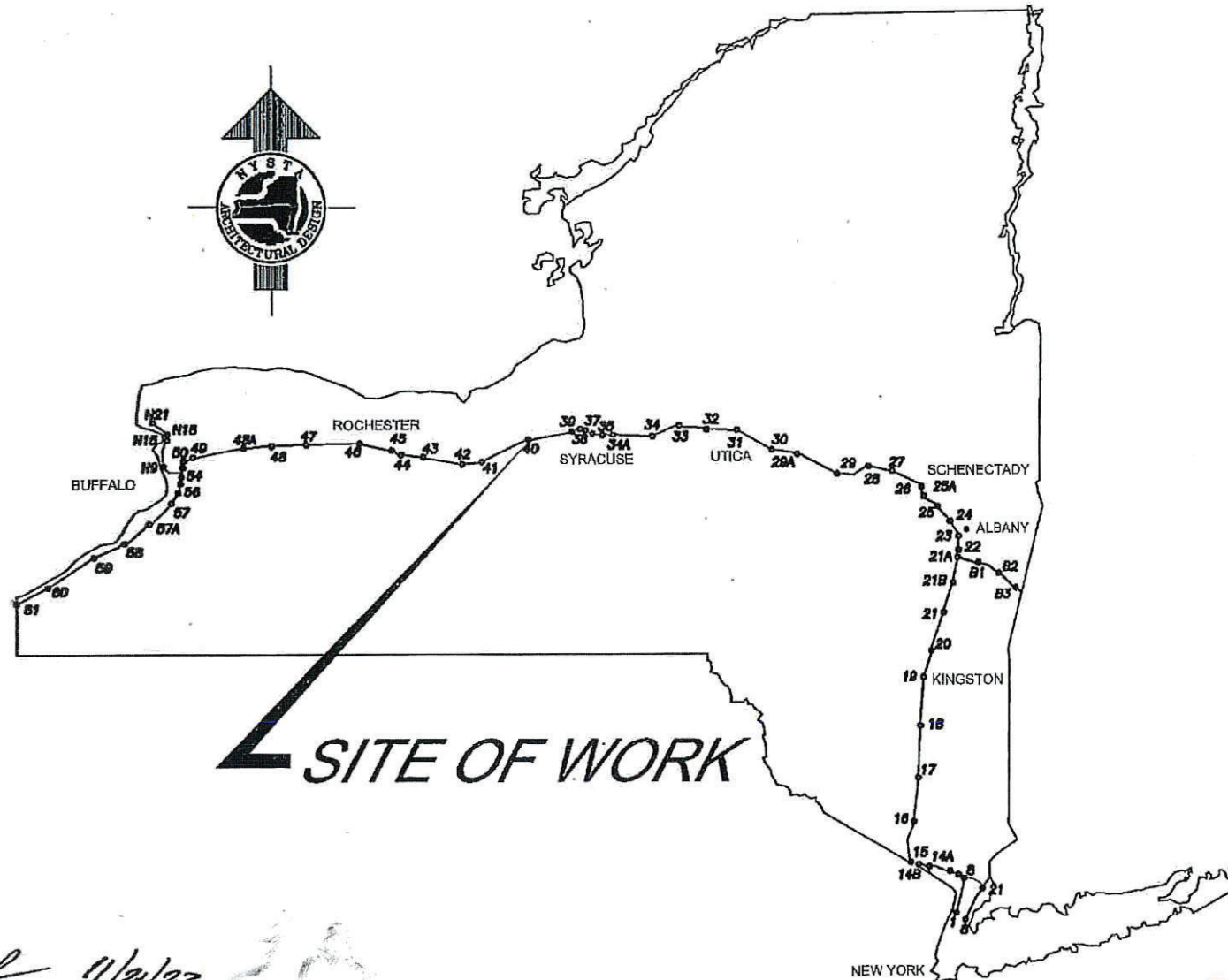
DIG SAFELY NEW YORK
 UNDERGROUND FACILITIES PROTECTION ORGANIZATION
 CALL 811



EXP. 03/31/2026

PREPARED AND RECOMMENDED BY:
Daniel D. Duprey DATE: 11/15/2023
 CONSULTANT COMPANY NAME: CPL
 CONSULTANT MANAGERS NAME: DANIEL D. DUPREY
 LICENSE NUMBER: 061941

CERTIFICATE OF AUTHORIZATION: #018330



CONTRACTOR'S NAME: _____
 AWARD DATE: _____
 COMPLETION DATE: _____
 FINAL ACCEPTANCE DATE: _____
 INSPECTION FIRMS NAME: _____
 RESIDENT ENGINEER: _____
 FINAL COST TOTAL: _____

FISCAL SHARE	COST(S)

INSPECTION FIRM CONSULTANT STAMP:

RECOMMENDED BY: *[Signature]* 11/21/23
 DIRECTOR, OFFICE OF DESIGN

RECOMMENDED BY: *[Signature]* 11/21/23
 DIVISION DIRECTOR

RECOMMENDED BY: *[Signature]* 11/21/23
 TRAFFIC ENGINEER

RECOMMENDED BY: *[Signature]* 11/21/23
 DIRECTOR, OFFICE OF CONSTRUCTION MANAGEMENT

RECOMMENDED BY: *[Signature]* 11/21/23
 DIRECTOR OF MAINTENANCE AND OPERATIONS

APPROVED BY: *[Signature]* 11/21/23
 CHIEF ENGINEER

REVIEWED BY: *[Signature]*
 PROJECT MANAGER: *[Signature]*
 BUREAU DIRECTOR: *[Signature]*

LIST OF ABBREVIATIONS

Table of abbreviations for construction terms, including AFF ABOVE FINISHED FLOOR, AP ACCESS PANEL, CM CONSTRUCTION MANAGER, EL ELEVATOR, etc.

LIST OF DRAWINGS


Table listing drawing sheets and titles, categorized by section: 1. GENERAL, 2. CIVIL, 3. STRUCTURAL, 4. ARCHITECTURE, 5. MECHANICAL, 6. PLUMBING, 7. ELECTRICAL, 8. ESTIMATE OF QUANTITIES.

MATERIAL SYMBOLS

GRAPHIC SYMBOLS

Table showing material symbols (e.g., EARTH, ROCK, BRICK) and graphic symbols (e.g., EXISTING COLUMN CENTERLINE, FINISHED CONTOURS).

Administrative section containing 'ALTERED ON' date (11/15/2023), 'AFFIXED ON' date, professional engineer seal for Daniel D. Duprey, and expiration date (EXP. 03/31/2026).



IT IS A VIOLATION OF LAW FOR ANY PERSON, UNLESS THEY ARE ACTING UNDER THE DIRECTION OF A LICENSED PROFESSIONAL ENGINEER, ARCHITECT, LANDSCAPE ARCHITECT, OR LAND SURVEYOR, TO ALTER AN ITEM IN ANY WAY...

Table with 4 columns: DATE, DESCRIPTION, BY, SYM. for tracking revisions.



Project information table including Title of Project (WEEDSPORT-ADDITIONS TO MAINTENANCE SECTION AND ROOF REPLACEMENT), Location of Project (WEEDSPORT MP 304.2), Contract Number (TAS 24-9A), Date (09/27/2022), and Drawing Number (GN-1).

Vertical text on the left margin: TA NUMBER/DWG/DWG NUMBER, CHECKED BY: XXX, DRAFTED BY: XXX, DESIGNED BY: XXX, BUREAU DIRECTOR: J.L. MORRIS

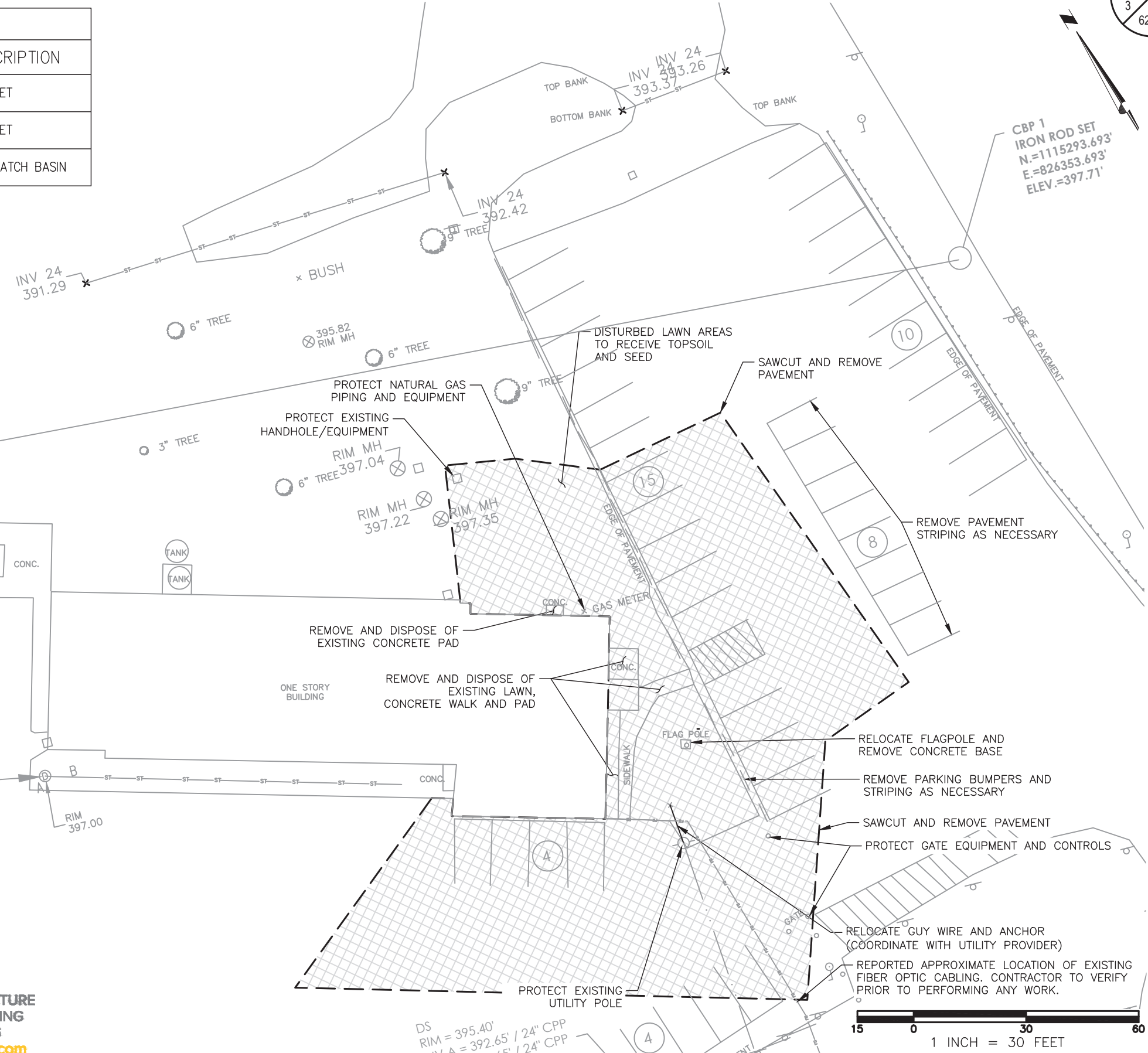
TABLE OF BENCHMARKS			
NAME	STATION OFFSET	ELEVATION	DESCRIPTION
CBP 1	N/A	397.71'	IRON ROD SET
CBP 2	N/A	394.04'	IRON ROD SET
CBP 4	N/A	395.40'	X-CUT IN CATCH BASIN

NOTES:
ALL UNDERGROUND UTILITIES ARE TAKEN FROM RECORD MAPS
UNLESS OTHERWISE NOTED.

HORIZONTAL DATUM:
COORDINATES SHOWN ARE REFERENCED TO THE NEW YORK STATE
PLANE COORDINATE SYSTEM CENTRAL ZONE, NAD83. COMBINED
SCALE FACTOR IS 0.99993750

VERTICAL DATUM:
ELEVATIONS ARE REFERENCED TO THE NORTH AMERICAN
VERTICAL DATUM 1988, (NAVD88).

TANK NUMBER/DWG NUMBER: XXX
 CHECKED BY: XXX
 DRAFTED BY: XXX
 CHECKED BY: XXX
 DESIGNED BY: XXX
 BUREAU DIRECTOR: J.L. MORRIS



CBP 2
IRON ROD SET
N.=1115318.577'
E.=825942.989'
ELEV.=394.04'

CBP 1
IRON ROD SET
N.=1115293.693'
E.=826353.693'
ELEV.=397.71'

DS
RIM = 397.00'
INV A = 393.65' / 12" CMP
INV B = 395.9' / 6" PVC

DS
RIM = 395.40'
INV A = 392.65' / 24" CPP
INV B = 392.65' / 24" CPP

ALTERED ON: _____ AFFIXED ON: 11/15/2023

SIGNATURE: _____ SIGNATURE: _____
STAMP: _____ STAMP: _____



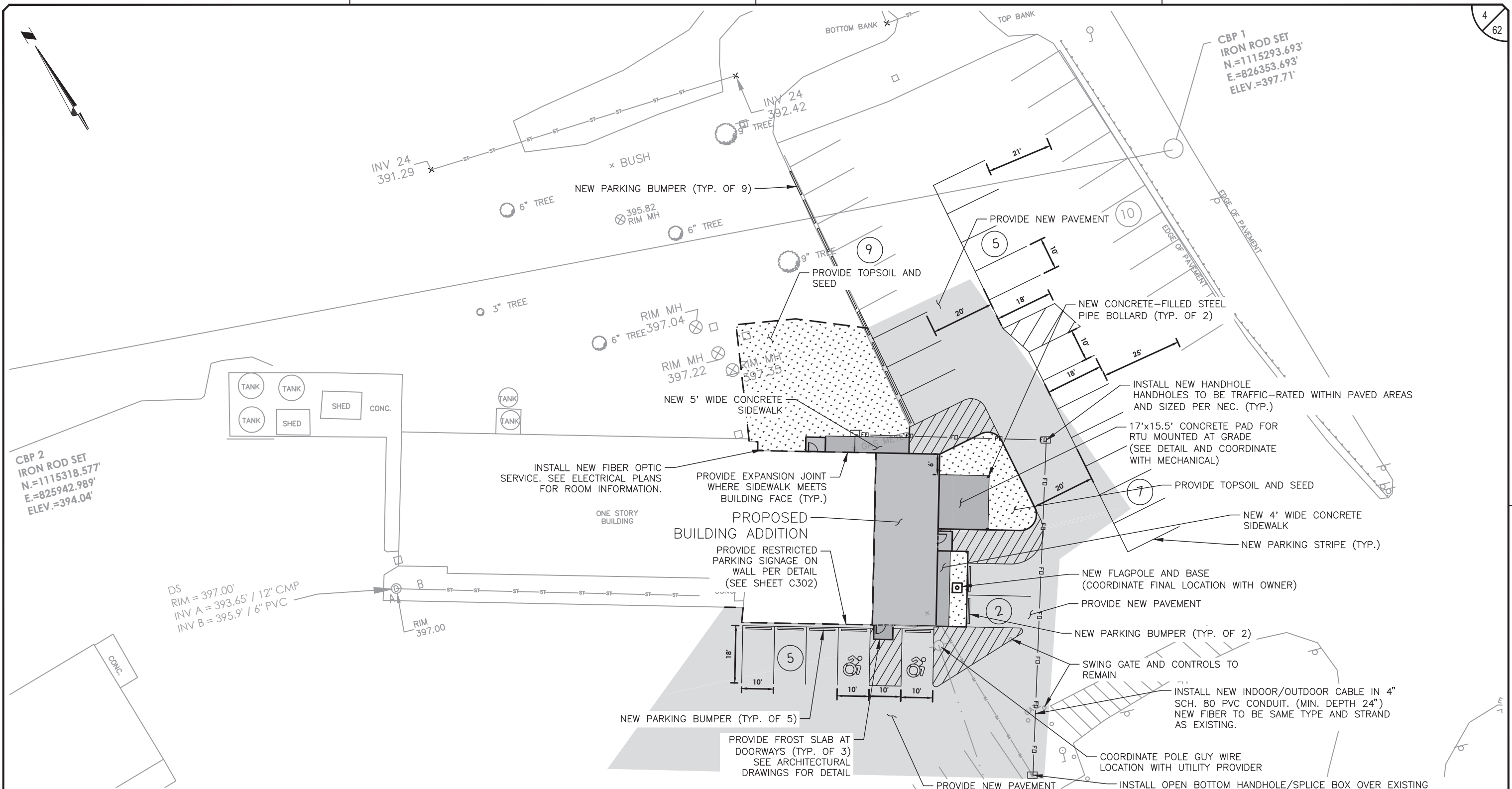
IT IS A VIOLATION OF LAW FOR ANY PERSON, UNLESS THEY ARE ACTING UNDER THE DIRECTION OF A LICENSED PROFESSIONAL ENGINEER, ARCHITECT, LANDSCAPE ARCHITECT, OR LAND SURVEYOR, TO ALTER AN ITEM IN ANY WAY. IF AN ITEM BEARING THE STAMP OF A LICENSED PROFESSIONAL IS ALTERED, THE ALTERING ENGINEER, ARCHITECT, LANDSCAPE ARCHITECT, OR LAND SURVEYOR SHALL STAMP THE DOCUMENT AND INCLUDE THE NOTATION "ALTERED BY" FOLLOWED BY THEIR SIGNATURE, THE DATE OF SUCH ALTERATION, AND A SPECIFIC DESCRIPTION OF THE ALTERATION.

REVISIONS			
DATE	DESCRIPTION	BY	SYM.



TITLE OF PROJECT WEEDSPORT-ADDITIONS TO MAINTENANCE SECTION AND ROOF REPLACEMENT	CONTRACT NUMBER: TAS 24-9A
LOCATION OF PROJECT WEEDSPORT MP 304.2	DATE: 09/27/2022
TITLE OF DRAWING EXISTING CONDITIONS AND DEMOLITION PLAN	DRAWING NUMBER: C100

T.A. NUMBER/DWG. NUMBER
CHECKED BY: XXX
DRAFTED BY: XXX
CHECKED BY: XXX
DESIGNED BY: XXX
BUREAU DIRECTOR: J.L. MORRIS



ALTERED ON:
SIGNATURE:
STAMP:

AFFIXED ON: 11/15/2023
SIGNATURE:
STAMP:

EXP. 03/31/2026

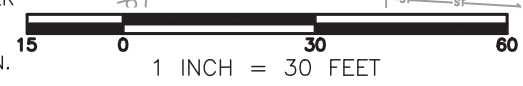


IT IS A VIOLATION OF LAW FOR ANY PERSON, UNLESS THEY ARE ACTING UNDER THE DIRECTION OF A LICENSED PROFESSIONAL ENGINEER, ARCHITECT, LANDSCAPE ARCHITECT, OR LAND SURVEYOR, TO ALTER AN ITEM IN ANY WAY. IF AN ITEM BEARING THE STAMP OF A LICENSED PROFESSIONAL IS ALTERED, THE ALTERING ENGINEER, ARCHITECT, LANDSCAPE ARCHITECT, OR LAND SURVEYOR SHALL STAMP THE DOCUMENT AND INCLUDE THE NOTATION "ALTERED BY" FOLLOWED BY THEIR SIGNATURE, THE DATE OF SUCH ALTERATION, AND A SPECIFIC DESCRIPTION OF THE ALTERATION.

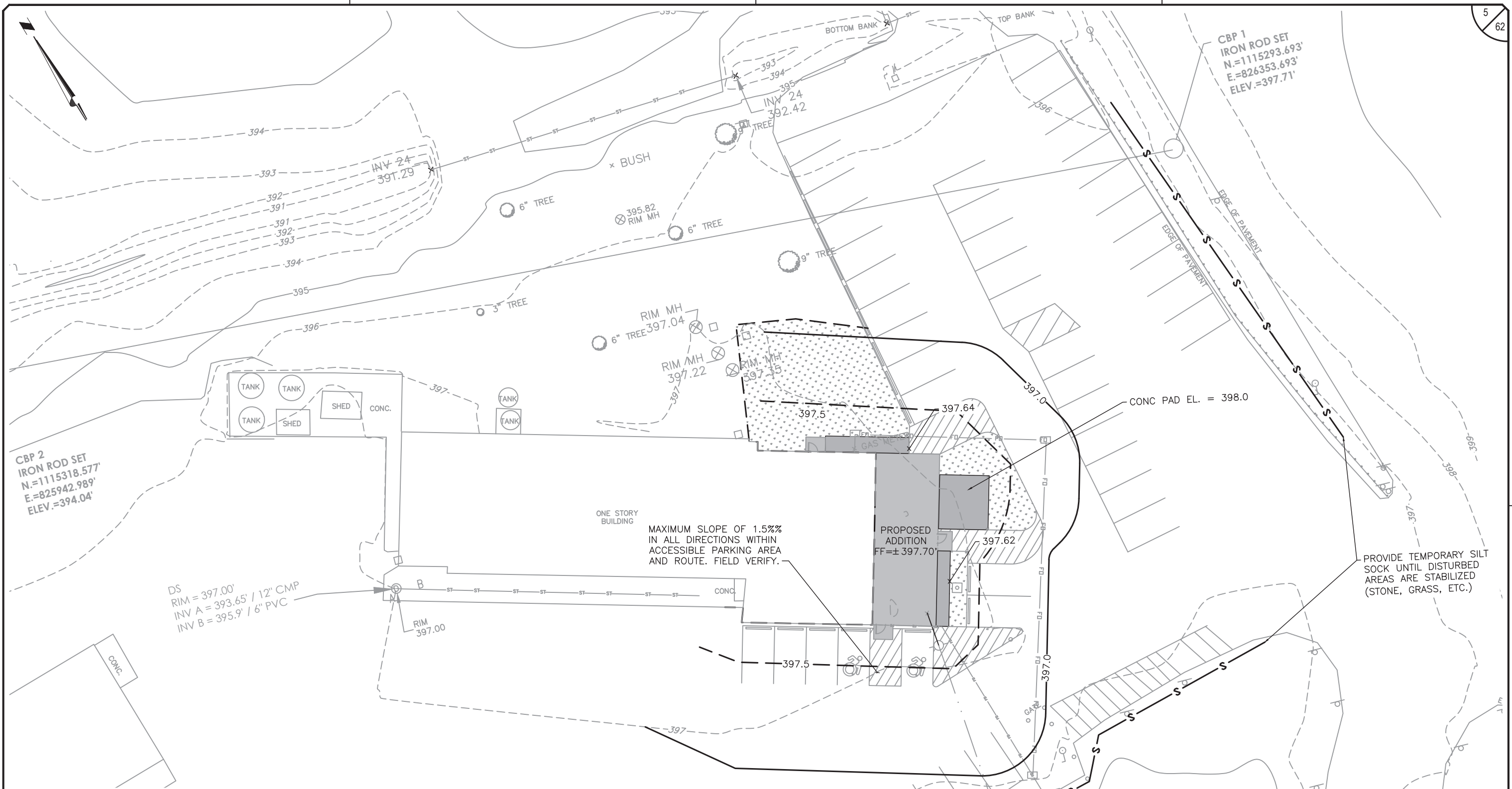
REVISIONS			
DATE	DESCRIPTION	BY	SYM.




TITLE OF PROJECT WEEDSPORT-ADDITIONS TO MAINTENANCE SECTION AND ROOF REPLACEMENT	CONTRACT NUMBER: TAS 24-9A
LOCATION OF PROJECT WEEDSPORT MP 304.2	DATE: 09/27/2022
TITLE OF DRAWING PROPOSED SITE AND UTILITY PLAN	DRAWING NUMBER: C200



TANK NUMBER/DWG NUMBER
 CHECKED BY: XXX
 DRAFTED BY: XXX
 CHECKED BY: XXX
 DESIGNED BY: XXX
 BUREAU DIRECTOR: J.L. MORRIS



ALTERED ON:
 SIGNATURE:
 STAMP:

AFFIXED ON: 11/15/2023
 SIGNATURE:
 STAMP:

 EXP. 03/31/2026

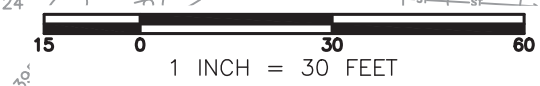


IT IS A VIOLATION OF LAW FOR ANY PERSON, UNLESS THEY ARE ACTING UNDER THE DIRECTION OF A LICENSED PROFESSIONAL ENGINEER, ARCHITECT, LANDSCAPE ARCHITECT, OR LAND SURVEYOR, TO ALTER AN ITEM IN ANY WAY. IF AN ITEM BEARING THE STAMP OF A LICENSED PROFESSIONAL IS ALTERED, THE ALTERING ENGINEER, ARCHITECT, LANDSCAPE ARCHITECT, OR LAND SURVEYOR SHALL STAMP THE DOCUMENT AND INCLUDE THE NOTATION "ALTERED BY" FOLLOWED BY THEIR SIGNATURE, THE DATE OF SUCH ALTERATION, AND A SPECIFIC DESCRIPTION OF THE ALTERATION.

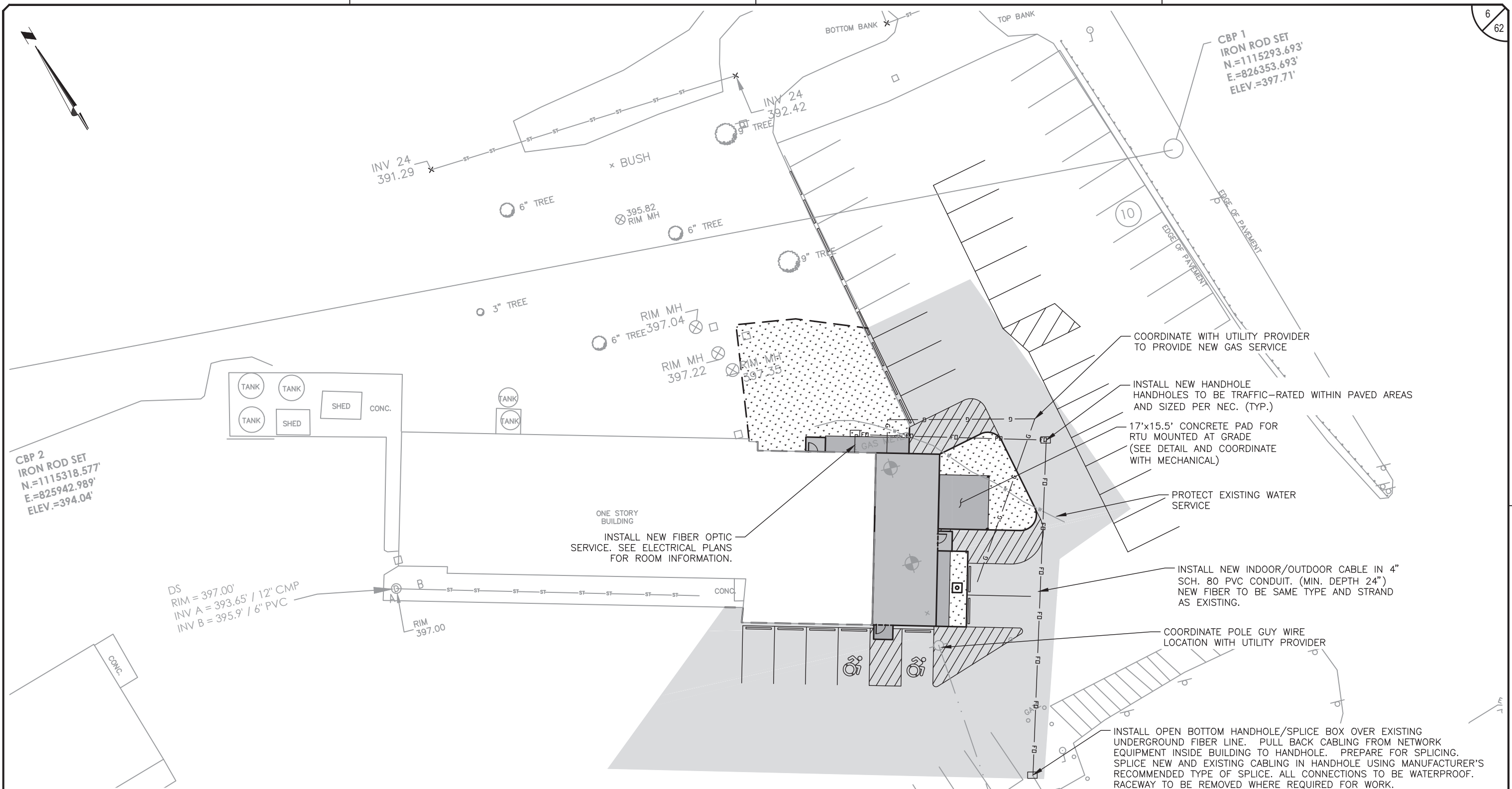
REVISIONS			
DATE	DESCRIPTION	BY	SYM.



TITLE OF PROJECT WEEDSPORT-ADDITIONS TO MAINTENANCE SECTION AND ROOF REPLACEMENT	CONTRACT NUMBER: TAS 24-9A
LOCATION OF PROJECT WEEDSPORT MP 304.2	DATE: 09/27/2022
TITLE OF DRAWING PROPOSED GRADING PLAN	DRAWING NUMBER: C201



T.A. NUMBER/DWG. NUMBER: XXX
 CHECKED BY: XXX
 DRAFTED BY: XXX
 DESIGNED BY: XXX
 BUREAU DIRECTOR: J.L. MORRIS



ALTERED ON: _____
 AFFIXED ON: 11/15/2023
 SIGNATURE: _____
 STAMP: _____
 STATE OF NEW YORK
 DANIEL D. DUPREY, JR.
 LICENSED PROFESSIONAL ENGINEER
 No. 081941
 EXP. 03/31/2026

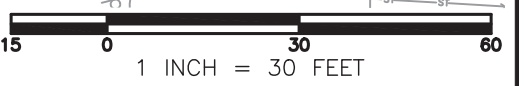


IT IS A VIOLATION OF LAW FOR ANY PERSON, UNLESS THEY ARE ACTING UNDER THE DIRECTION OF A LICENSED PROFESSIONAL ENGINEER, ARCHITECT, LANDSCAPE ARCHITECT, OR LAND SURVEYOR, TO ALTER AN ITEM IN ANY WAY. IF AN ITEM BEARING THE STAMP OF A LICENSED PROFESSIONAL IS ALTERED, THE ALTERING ENGINEER, ARCHITECT, LANDSCAPE ARCHITECT, OR LAND SURVEYOR SHALL STAMP THE DOCUMENT AND INCLUDE THE NOTATION "ALTERED BY" FOLLOWED BY THEIR SIGNATURE, THE DATE OF SUCH ALTERATION, AND A SPECIFIC DESCRIPTION OF THE ALTERATION.

REVISIONS			
DATE	DESCRIPTION	BY	SYM.



TITLE OF PROJECT WEEDSPORT-ADDITIONS TO MAINTENANCE SECTION AND ROOF REPLACEMENT LOCATION OF PROJECT WEEDSPORT MP 304.2 TITLE OF DRAWING PROPOSED UTILITY PLAN	CONTRACT NUMBER: TAS 24-9A DATE: 09/27/2022 DRAWING NUMBER: C202
----------------------------------------------------------------------------------------------------------------------------------------------------------------------------------	---------------------------------------------------------------------------------



GENERAL CONSTRUCTION NOTES:

1. ALL WORK IS TO BE COMPLETED IN ACCORDANCE WITH OSHA, COUNTY, TOWN, NYSTA, NYSDEC, USACE AND LOCAL COMMUNITY REQUIREMENTS.
2. THE LOCATIONS, SIZES AND ELEVATIONS OF EXISTING UTILITIES ARE BASED ON INFORMATION COMPILED BY THE ENGINEER FROM DRAWINGS OF RECORDS AND INFORMATION FURNISHED BY THE VARIOUS UTILITIES, WITH FIELD CHECKING WHERE NECESSARY AND POSSIBLE. THE ACCURACY OF THIS INFORMATION IS NOT GUARANTEED AND MAY BE APPROXIMATE ONLY. IT IS THE CONTRACTOR'S RESPONSIBILITY TO HAVE THIS INFORMATION VERIFIED AND LOCATED PRIOR TO CONSTRUCTION. NO CONSTRUCTION EXCAVATION, BORING, OR BLASTING SHALL BE DONE WITHOUT CERTIFICATION OF THE DEPTH AND LOCATION OF UTILITIES. VISIT U-DIG-NY (WWW.UDIGNY.ORG) OR CALL 811 AT LEAST 48 HOURS PRIOR TO COMMENCING WORK.
3. THE CONTRACTOR SHALL EXPOSE EXISTING UTILITIES, SERVICES, SEWERS AND LATERALS AHEAD OF PIPE LAYING OR OTHER WORK OPERATIONS SO THAT IF MINOR ADJUSTMENTS MUST BE MADE IN ELEVATION AND/OR ALIGNMENT, DUE TO INTERFERENCE, THESE CHANGES CAN BE MADE IN ADVANCE OF THE WORK.
4. DRAINAGE SHALL BE MAINTAINED THROUGHOUT THE PERIOD OF CONSTRUCTION. THE ROADS SHALL BE KEPT CLEAN OF MUD AND DEBRIS AT ALL TIMES.
5. SAFE AND CONTINUOUS THROUGH TRAFFIC AND INGRESS AND EGRESS FOR ADJACENT OWNER DRIVEWAYS, SERVICE ROADS AND PUBLIC STREETS SHALL BE MAINTAINED THROUGHOUT THE PERIOD OF CONSTRUCTION.
6. THE CONTRACTOR SHALL CONFORM TO ALL CONDITIONS OF ANY APPLICABLE EASEMENTS.
7. THE CONTRACTOR SHALL LOCATE, FLAG AND PRESERVE SURVEY MONUMENTS AND PROPERTY CORNER MARKERS. THE CONTRACTOR SHALL HAVE A LICENSED SURVEYOR REESTABLISH ANY PROPERTY CORNERS OR SURVEY MONUMENTS DISTURBED DURING CONSTRUCTION AT NO ADDITIONAL COST TO THE OWNER.
8. THE CONTROL OF EROSION AND SEDIMENT ORIGINATING FROM CONSTRUCTION OPERATIONS IS CONSIDERED A CRITICAL RESPONSIBILITY OF THE CONTRACTOR. EROSION CONTROL DEVICES SHALL BE ESTABLISHED PRIOR TO COMMENCING WORK. THE ENGINEER WILL BE THE FINAL JUDGE OF THE ADEQUACY OF CONTRACTOR'S EROSION AND SEDIMENT CONTROL AND MAY SUSPEND WORK UNTIL ADEQUATE CONTROL IS ATTAINED.
9. UTILITY POLES SHALL BE SUPPORTED, WHERE NECESSARY, AT NO ADDITIONAL COST TO THE OWNER.
10. TO PROTECT NEW OR EXISTING WORK, SHEETING OR SHORING (IF REQUIRED DURING CONSTRUCTION) SHALL BE PROVIDED AT NO COST TO THE OWNER.
11. CONTRACTOR SHALL BE RESPONSIBLE FOR PROPER DISPOSAL OF EXCAVATED MATERIAL FROM THE SITE.
12. THE CONTROL OF DUST ORIGINATING FROM THE CONSTRUCTION OPERATIONS IS CONSIDERED A CRITICAL RESPONSIBILITY OF THE CONTRACTOR. THE ENGINEER WILL BE THE FINAL JUDGE OF THE ADEQUACY OF THE CONTRACTOR'S DUST CONTROL EFFORTS. WORK MAY BE SUSPENDED BY THE ENGINEER UNTIL ADEQUATE DUST CONTROL IS ATTAINED.
13. ALL NEW SURFACES SHALL BE SLOPED AWAY FROM THE BUILDING ADDITION UNLESS OTHERWISE NOTED ON THE DRAWINGS.
14. MAINTAIN FIRE APPARATUS ACCESS ROAD TO ALL PORTIONS OF THE BUILDING. THE FIRE APPARATUS ACCESS ROAD SHALL COMPLY WITH THE FIRE CODE AND EXTEND TO WITHIN 150' OF THE BUILDING.

GENERAL EROSION CONTROL NOTES:

1. SEDIMENT FROM THE SITE SHALL BE PREVENTED FROM DISCHARGING TO ANY SURFACE WATER OR STORMWATER PIPING SYSTEM BY THE INSTALLATION OF EROSION AND SEDIMENTATION CONTROL MEASURES AND PRACTICES PRIOR TO OR CONCURRENT WITH LAND DISTURBING ACTIVITIES.
2. CONTRACTOR SHALL APPOINT A PERSON TO BE RESPONSIBLE FOR ALL EROSION AND SEDIMENT CONTROL MEASURES. THIS PERSON SHALL BE TRAINED IN ACCORDANCE WITH NYSDEC REQUIREMENTS FOR EROSION AND SEDIMENT CONTROL ACTIVITIES.
3. PROVIDE AND MAINTAIN SILT FENCE AROUND PERIMETER OF ALL WORK AREAS, EXCAVATED SOIL STOCKPILES, AND BETWEEN DISTURBED AREAS AND DRAINAGE WAYS OR WATER BODIES. COORDINATE LOCATIONS WITH OWNER AS WORK PROGRESSES AND AREAS ARE STABILIZED. SILT FENCE TO BE INSTALLED AND ENTRENCHED (MIN 6" BELOW GROUND ELEVATION). SILT SOCK MAY BE USED ON PAVED OR GRAVEL AREAS.
4. EROSION CONTROL MEASURES SHALL BE IN PLACE PRIOR TO ANY SOIL DISTURBANCE ACTIVITIES, INCLUDING GRADING OR FILLING OPERATIONS AND INSTALLATION OF PROPOSED STRUCTURES OR UTILITIES.
5. CONTRACTOR SHALL MAINTAIN EROSION CONTROL MEASURES AT ALL TIMES. IF FULL IMPLEMENTATION OF THE APPROVED PLAN DOES NOT PROVIDE FOR EFFECTIVE EROSION CONTROL, ADDITIONAL EROSION AND SEDIMENT CONTROL MEASURES SHALL BE IMPLEMENTED.
6. PERMANENT GROUND COVER SHALL BE INSTALLED ON ALL DISTURBED AREAS WITHIN 5 WORKING DAYS FOLLOWING COMPLETION OF CONSTRUCTION OR DEVELOPMENT.
7. ADJACENT ROADWAYS TO BE KEPT FREE AND CLEAR OF DEBRIS, REFUSE AND SILT AT ALL TIMES.
8. CONTRACTORS SHALL NOT WASH CONCRETE TRUCKS, TOOLS OR EQUIPMENT OUT ONTO BARE GROUND OR DIRECTLY INTO STORM OR SANITARY SEWER SYSTEMS (INCLUDING SWALES, DITCHES, STREAMS, PONDS, WETLANDS, ETC.). EXCESS CONCRETE AND CONCRETE WASH WATER SHALL BE COLLECTED IN A WASHBASIN AND DISPOSED OF PROPERLY. CONCRETE WASHOUT AREAS SHALL BE DESIGNED TO THE MOST CURRENT VERSION OF THE NEW YORK STATE STANDARDS AND SPECIFICATIONS FOR EROSION AND SEDIMENT CONTROL. ALL CONCRETE WASHOUT AREAS UTILIZED BY THE CONTRACTOR SHALL BE PRE-APPROVED BY THE THRUWAY PROJECT-ENGINEER (TPE). REFER TO ENVIRONMENTAL SPECIAL NOTE 29: CONTROL OF WET CONCRETE WASTE.
9. EROSION CONTROL MEASURES WILL BE STRICTLY ENFORCED BY THE ENGINEER. ANY EROSION CONTROL DEVICE WHICH IS DEEMED NECESSARY BY THE ENGINEER SHALL BE INSTALLED BY THE CONTRACTOR PRIOR TO CONTINUING WITH THE WORK.
10. PERIODIC CLEANING AND INSPECTION OF TEMPORARY SOIL EROSION AND WATER POLLUTION CONTROL DEVICES WILL BE NECESSARY. AFTER ANY STORM EVENT MAINTENANCE SHALL BE REQUIRED.
11. IN THE EVENT DEWATERING OPERATIONS BECOME NECESSARY, A SETTLING BASIN WILL BE REQUIRED UNLESS THE PUMP DISCHARGE IS AS CLEAR AND FREE OF SEDIMENT AS THE FLOWING STREAM. PRIOR TO USE, THE SETTLING BASIN LOCATION AND DESIGN SHALL BE APPROVED BY THE ENGINEER.
12. THE COST OF INSTALLING, CLEANING AND REMOVING TEMPORARY SOIL EROSION AND WATER POLLUTION CONTROL DEVICES SHALL NOT BE PAID FOR SEPARATELY. THEY SHALL BE INCLUDED AS SPECIFIED IN THE BIDDING DOCUMENTS.

GENERAL DEMOLITION NOTES:

1. THE CONTRACTOR SHALL ABANDON AND/OR REMOVE EXISTING UTILITIES, STRUCTURES, PAVEMENT, SIDEWALK, CURB AND APPURTENANCES AS SHOWN ON THE PLANS AND/OR AS DIRECTED.
2. ALL MATERIALS SHALL BE DISPOSED OF OFF-SITE IN ACCORDANCE WITH ALL CURRENT REGULATIONS AND REQUIREMENTS.
3. PROTECT PROJECT BENCHMARKS.
4. CONTRACTOR TO COORDINATE WITH OWNER FOR WORK ADJACENT TO BUILDING ENTRANCES/EXITS. ENTRANCE/EXIT DOORS TO ALL BUILDINGS TO REMAIN FULLY FUNCTIONAL AND UNOBSTRUCTED AS REQUIRED BY CODE TO INSURE PROPER INGRESS AND EGRESS IS MAINTAINED AT ALL TIMES.
5. CONTRACTOR TO PROVIDE TEMPORARY WALKWAYS TO MAINTAIN INGRESS AND EGRESS TO ALL BUILDINGS AS NECESSARY AND TO BE COORDINATED WITH OWNER'S REPRESENTATIVE. WALKWAYS WITHIN 10' OF CONSTRUCTION, DEMOLITION ACTIVITIES, OR OPEN EXCAVATION SHALL HAVE PHYSICAL BARRIERS TO PROTECT PEDESTRIANS.
6. PROTECT ALL SURFACE AND SUBSURFACE UTILITIES TO REMAIN DURING DEMOLITION WORK.
7. THE CONTRACTOR SHALL DETERMINE EXACT LOCATION AND ELEVATION OF UNDERGROUND UTILITIES BEFORE COMMENCING CONSTRUCTION. CONTRACTOR SHALL MAKE EXPLORATION EXCAVATIONS TO LOCATE EXISTING UNDERGROUND FACILITIES SUFFICIENTLY AHEAD OF CONSTRUCTION TO PERMIT REVISIONS AS REQUIRED.
8. WHERE ASPHALT PAVEMENT IS TO BE REMOVED ADJACENT TO CURB OR SIDEWALK THAT IS TO REMAIN, THE CONTRACTOR SHALL MAKE A FULL DEPTH SAW CUT IN THE ASPHALT PAVEMENT ALONG THE FACE OF THE CURB TO PROTECT THE CURB AND SIDEWALK.
9. ALL NEW AND RESTORED LAWN AREAS SHALL RECEIVE 4" OF APPROVED TOP SOIL AND BE SEEDED.


ENVIRONMENTAL SPECIAL NOTE 29

CONTROL OF WET CONCRETE WASTE:

CONTRACTORS SHALL NOT WASH CONCRETE TRUCKS, TOOLS OR EQUIPMENT OUT ONTO BARE GROUND OR DIRECTLY INTO STORM OR SANITARY SEWER SYSTEMS (INCLUDING SWALES, DITCHES, STREAMS, PONDS, WETLANDS, ETC.). EXCESS CONCRETE AND CONCRETE WASH WATER SHALL BE COLLECTED IN A WASHBASIN AND DISPOSED OF PROPERLY. CONCRETE WASHOUT AREAS SHALL BE DESIGNED TO THE MOST CURRENT VERSION OF THE NEW YORK STATE STANDARDS AND SPECIFICATIONS FOR EROSION AND SEDIMENT CONTROL. ALL CONCRETE WASHOUT AREAS UTILIZED BY THE CONTRACTOR SHALL BE PRE-APPROVED BY THE THRUWAY PROJECT ENGINEER (TPE).

TANUMBER/DWGNO/REVNO
CHECKED BY: XXX
DRAFTED BY: XXX
DESIGNED BY: XXX
BUREAU DIRECTOR: J.L. MORRIS

ALTERED ON:	AFFIXED ON: 11/15/2023
SIGNATURE: STAMP:	SIGNATURE: STAMP:



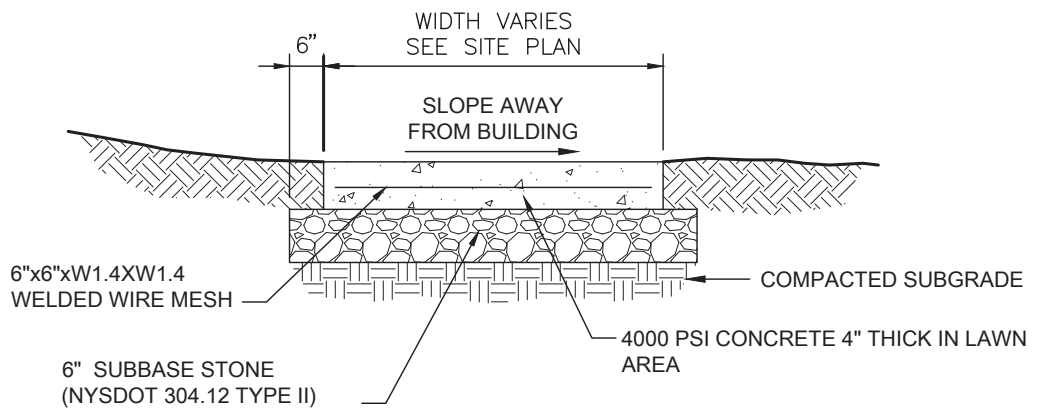


IT IS A VIOLATION OF LAW FOR ANY PERSON, UNLESS THEY ARE ACTING UNDER THE DIRECTION OF A LICENSED PROFESSIONAL ENGINEER, ARCHITECT, LANDSCAPE ARCHITECT, OR LAND SURVEYOR, TO ALTER AN ITEM IN ANY WAY. IF AN ITEM BEARING THE STAMP OF A LICENSED PROFESSIONAL IS ALTERED, THE ALTERING ENGINEER, ARCHITECT, LANDSCAPE ARCHITECT, OR LAND SURVEYOR SHALL STAMP THE DOCUMENT AND INCLUDE THE NOTATION "ALTERED BY" FOLLOWED BY THEIR SIGNATURE, THE DATE OF SUCH ALTERATION, AND A SPECIFIC DESCRIPTION OF THE ALTERATION.

REVISIONS			
DATE	DESCRIPTION	BY	SYM



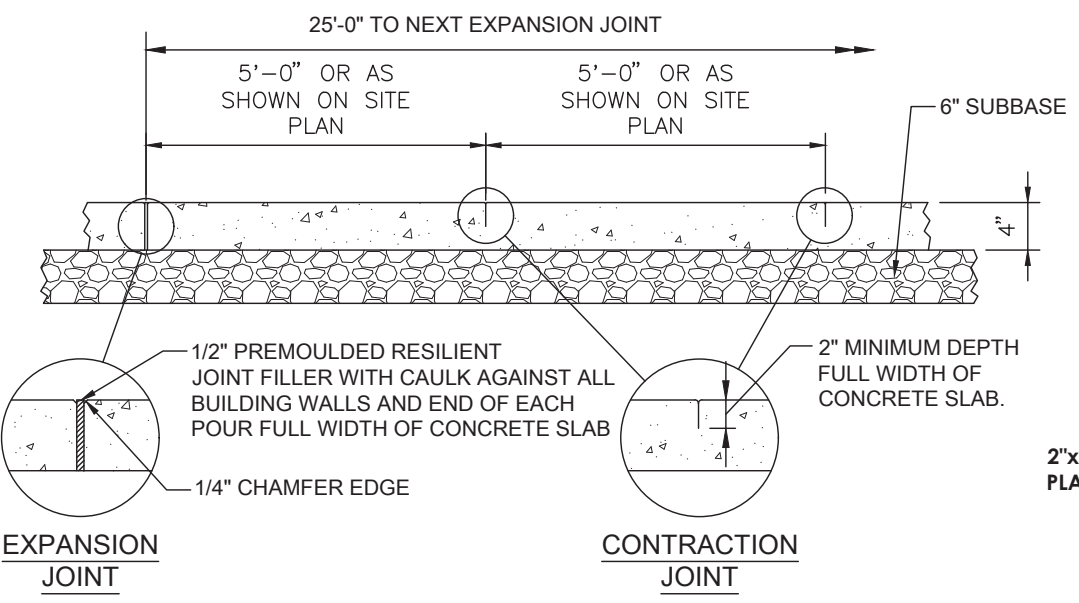
TITLE OF PROJECT WEEDSPORT-ADDITIONS TO MAINTENANCE SECTION AND ROOF REPLACEMENT	CONTRACT NUMBER: TAS 24-9A
LOCATION OF PROJECT WEEDSPORT MP 304.2	DATE: 09/27/2022
TITLE OF DRAWING CIVIL GENERAL NOTES	DRAWING NUMBER: C300



CROSS-SECTIONAL VIEW

DIA. (IN.)	SLOPE %						
	2	5	10	20	25	33	50
8	225*	200	100	50	20	-	-
12	250	225	125	65	50	40	25
18	275	250	150	70	55	45	30
24	350	275	200	130	100	60	35
32	450	325	275	150	120	75	50

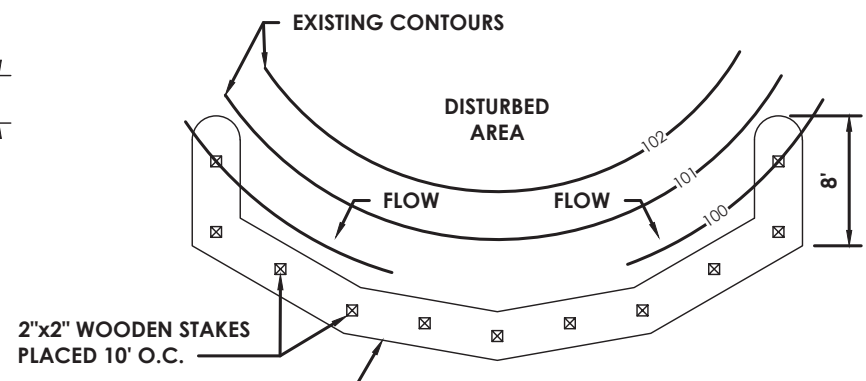
* LENGTH IN FEET



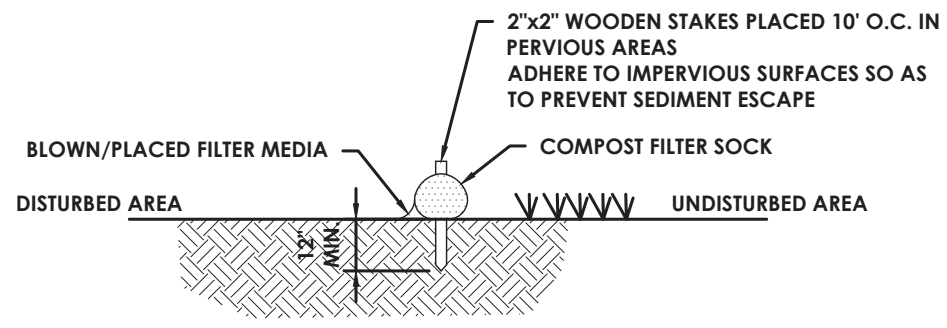
SIDE VIEW

TYPICAL CONCRETE SIDEWALK

N.T.S.



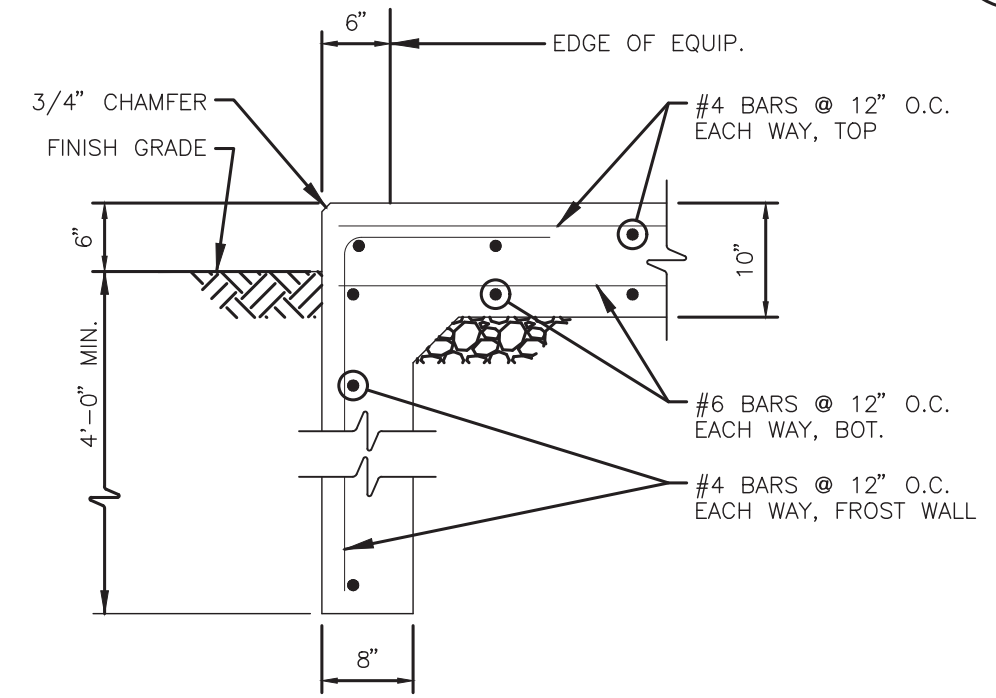
PLAN VIEW



SECTION VIEW

COMPOST FILTER SOCK

N.T.S.



DETAIL NOTES:

1. COORDINATE EQUIPMENT PAD SIZE AND LOCATION WITH MECHANICAL, ELECTRICAL AND EQUIPMENT MANUFACTURER'S DRAWINGS.
2. VERIFY PAD THICKNESS WITH EQUIPMENT MANUFACTURER FOR ANCHORAGE.
3. PROVIDE CONTROL JOINTS IN SLAB AT SPACINGS NOT TO EXCEED 12'-0" O.C. IN EITHER DIRECTION. JOINTED AREAS SHALL BE SQUARE.

MOVEMENT SENSITIVE EQUIPMENT EXTERIOR CONCRETE PAD

N.T.S.

TANUMBER/DWGNO/DWG NUMBER
CHECKED BY: XXX
DRAFTED BY: XXX
CHECKED BY: XXX
DESIGNED BY: XXX
BUREAU DIRECTOR: J.L. MORRIS

ALTERED ON:	AFFIXED ON: 11/15/2023
SIGNATURE: STAMP:	



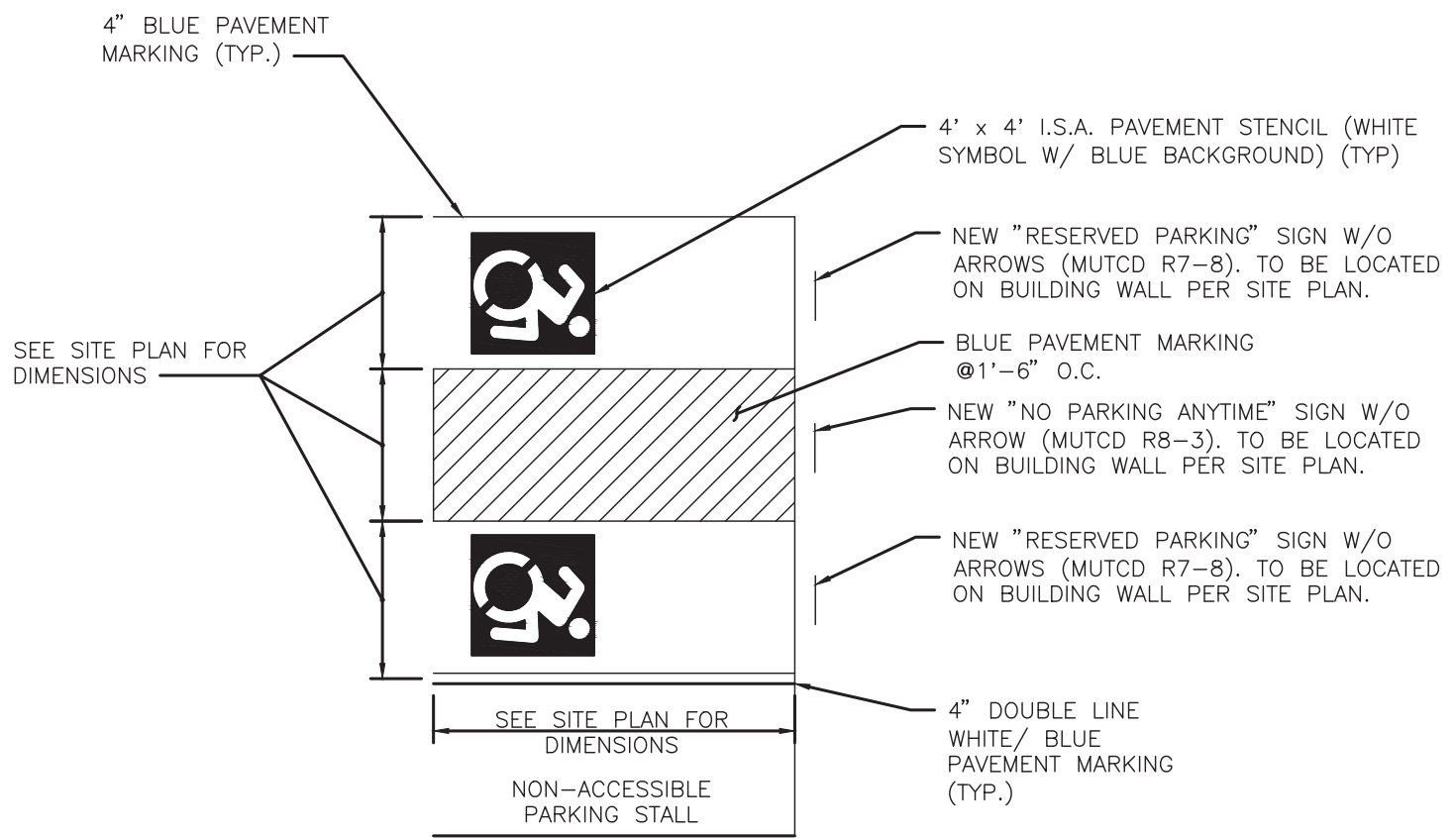
IT IS A VIOLATION OF LAW FOR ANY PERSON, UNLESS THEY ARE ACTING UNDER THE DIRECTION OF A LICENSED PROFESSIONAL ENGINEER, ARCHITECT, LANDSCAPE ARCHITECT, OR LAND SURVEYOR, TO ALTER AN ITEM IN ANY WAY. IF AN ITEM BEARING THE STAMP OF A LICENSED PROFESSIONAL IS ALTERED, THE ALTERING ENGINEER, ARCHITECT, LANDSCAPE ARCHITECT, OR LAND SURVEYOR SHALL STAMP THE DOCUMENT AND INCLUDE THE NOTATION "ALTERED BY" FOLLOWED BY THEIR SIGNATURE, THE DATE OF SUCH ALTERATION, AND A SPECIFIC DESCRIPTION OF THE ALTERATION.

REVISIONS			
DATE	DESCRIPTION	BY	SYM.



TITLE OF PROJECT: WEEDSPORT-ADDITIONS TO MAINTENANCE SECTION AND ROOF REPLACEMENT	CONTRACT NUMBER: TAS 24-9A
LOCATION OF PROJECT: WEEDSPORT MP 304.2	DATE: 09/27/2022
TITLE OF DRAWING: MISCELLANEOUS DETAILS	DRAWING NUMBER: C301

TANUMBER/DWG/DWG NUMBER
CHECKED BY: .XXX
DRAFTED BY: .XXX
CHECKED BY: .XXX
DESIGNED BY: .XXX
BUREAU DIRECTOR: J.L. MORRIS



TYPICAL ACCESSIBLE PARKING STRIPING

N.T.S.



SIZE: 12" X 18"
BACKGROUND COLOR: WHITE
LEGEND COLOR: GREEN, BLUE

RESERVED PARKING SIGN

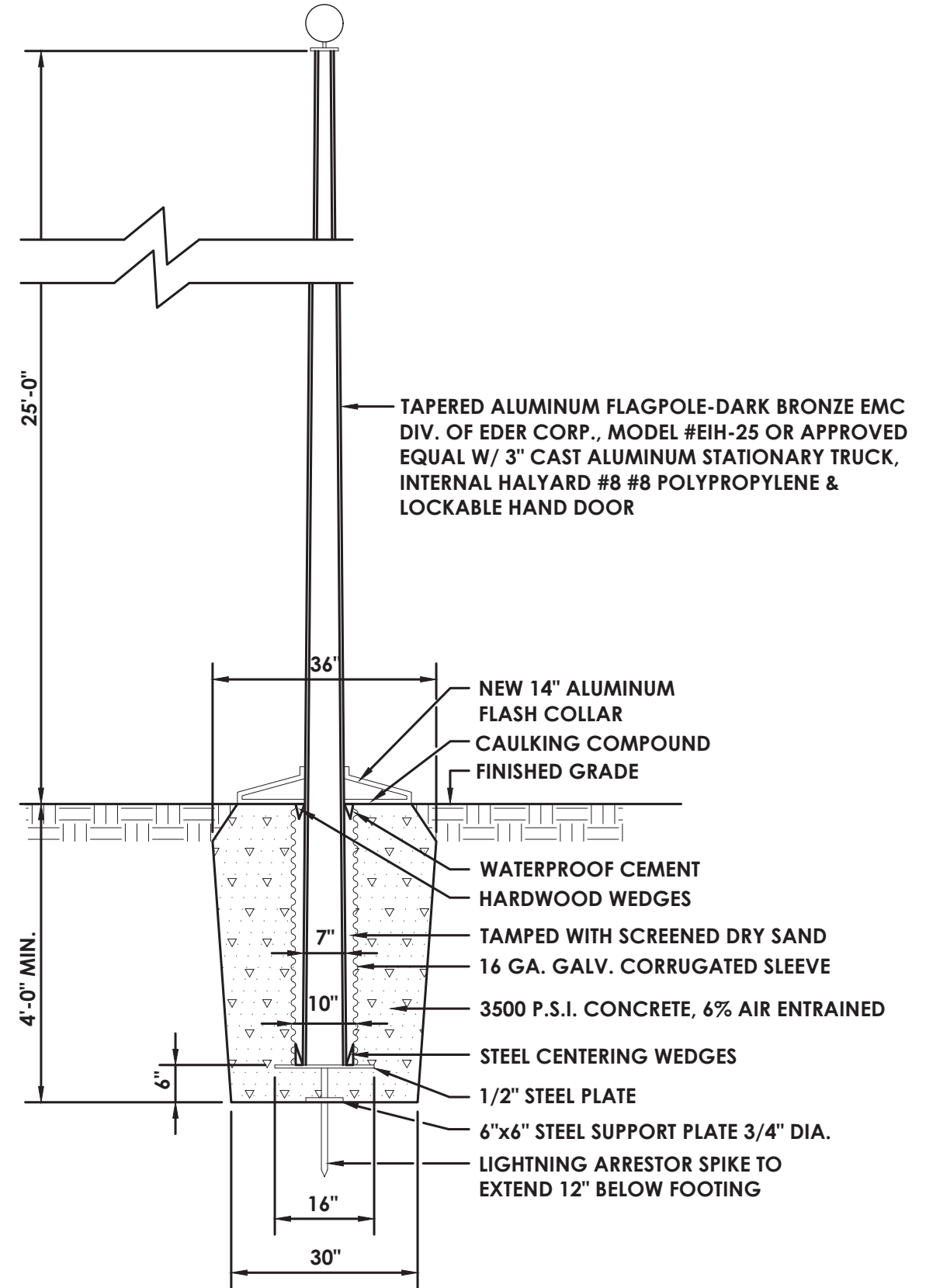
N.T.S.



SIZE: 18" X 24"
LETTER: SEE M.U.T.C.D.
M.U.T.C.D. #: R8-3
BACKGROUND COLOR: WHITE
LEGEND COLOR: RED

NO PARKING

N.T.S.



FLAG POLE DETAIL

N.T.S.

ALTERED ON:	AFFIXED ON: 11/15/2023
SIGNATURE: STAMP:	SIGNATURE: STAMP:



IT IS A VIOLATION OF LAW FOR ANY PERSON, UNLESS THEY ARE ACTING UNDER THE DIRECTION OF A LICENSED PROFESSIONAL ENGINEER, ARCHITECT, LANDSCAPE ARCHITECT, OR LAND SURVEYOR, TO ALTER AN ITEM IN ANY WAY. IF AN ITEM BEARING THE STAMP OF A LICENSED PROFESSIONAL IS ALTERED, THE ALTERING ENGINEER, ARCHITECT, LANDSCAPE ARCHITECT, OR LAND SURVEYOR SHALL STAMP THE DOCUMENT AND INCLUDE THE NOTATION "ALTERED BY" FOLLOWED BY THEIR SIGNATURE, THE DATE OF SUCH ALTERATION, AND A SPECIFIC DESCRIPTION OF THE ALTERATION.

REVISIONS			
DATE	DESCRIPTION	BY	SYM.



TITLE OF PROJECT WEEDSPORT-ADDITIONS TO MAINTENANCE SECTION AND ROOF REPLACEMENT	CONTRACT NUMBER: TAS 24-9A
LOCATION OF PROJECT WEEDSPORT MP 304.2	DATE: 09/27/2022
TITLE OF DRAWING MISCELLANEOUS DETAILS	DRAWING NUMBER: C302

T.A. NUMBER/DWG. NUMBER

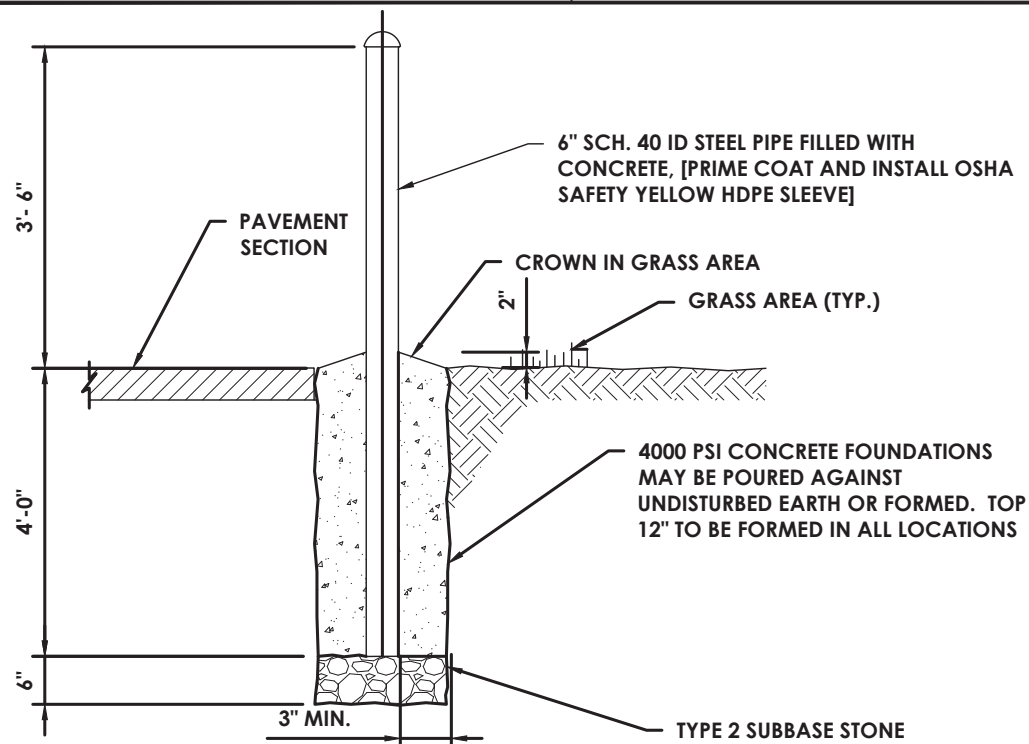
CHECKED BY: .XXX

DRAFTED BY: .XXX

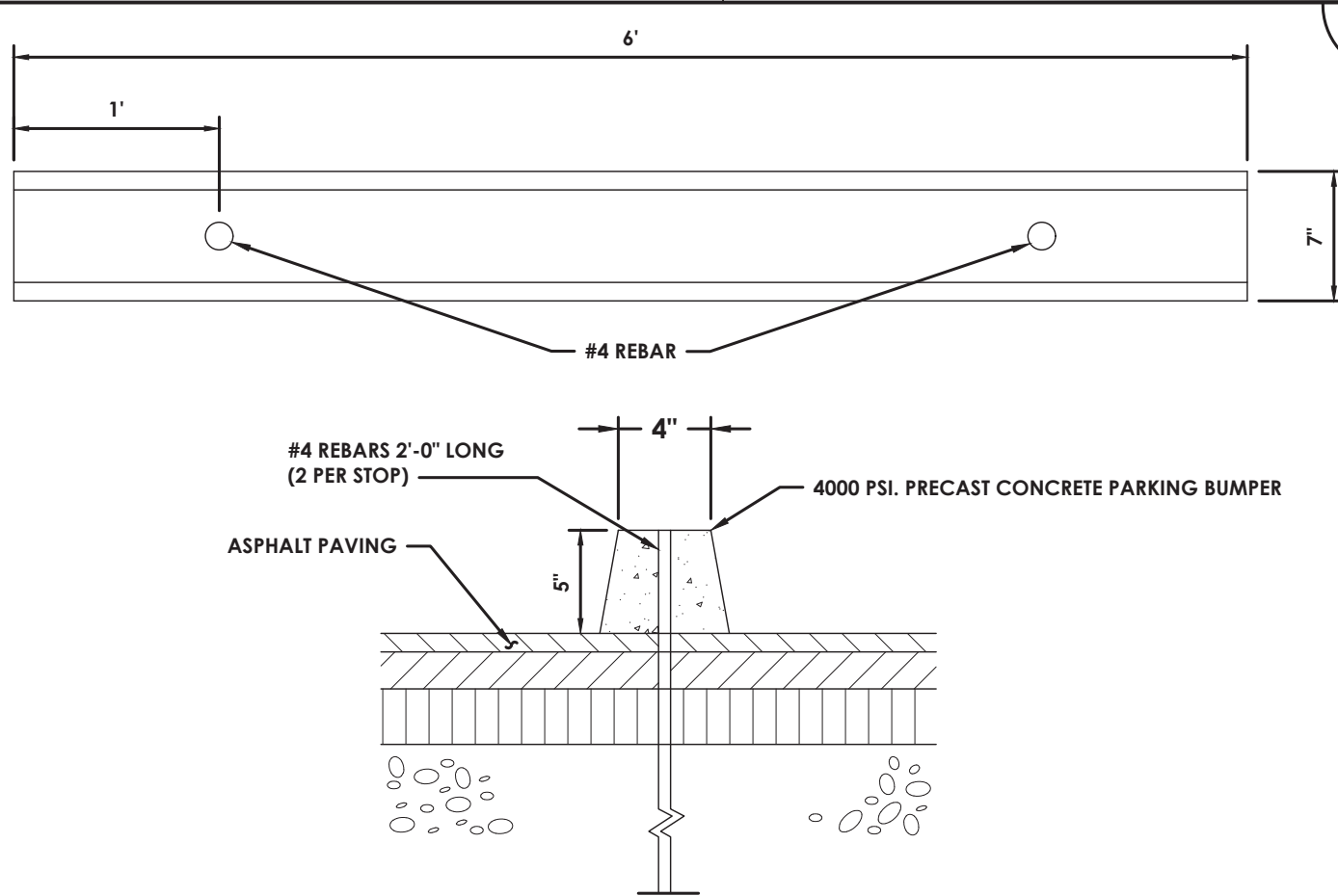
CHECKED BY: .XXX

DRAFTED BY: .XXX

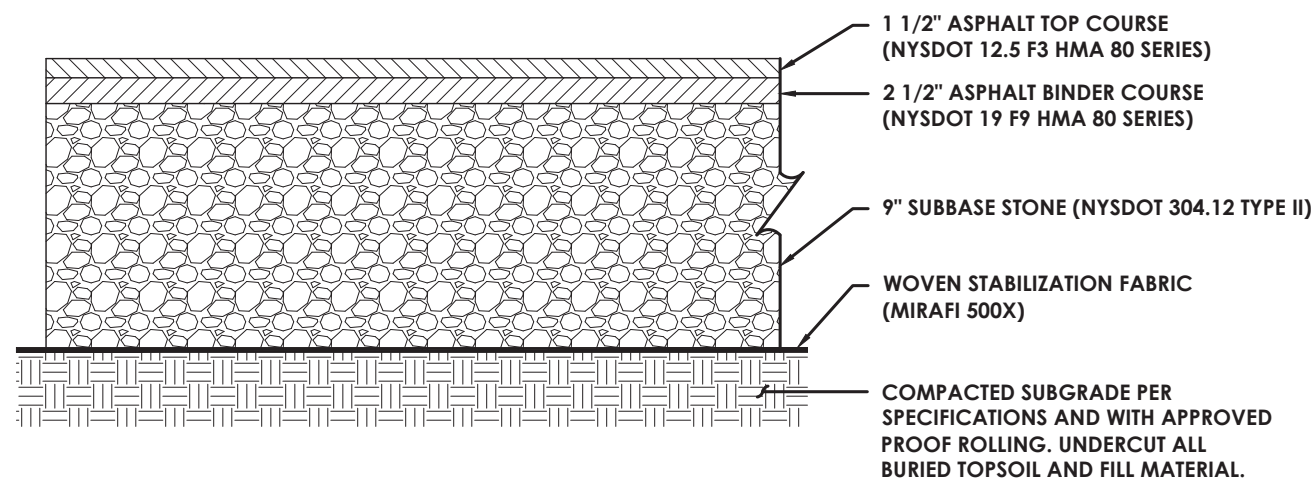
BUREAU DIRECTOR: J.L. MORRIS



BOLLARD
N.T.S.



6' PRECAST CONC. PARKING BUMPER
N.T.S.



STANDARD DUTY ASPHALT PAVEMENT SECTION
N.T.S.

DESIGNED BY:	AFFIXED ON: 11/15/2023
SIGNATURE: STAMP:	SIGNATURE: STAMP:

**ARCHITECTURE
ENGINEERING
PLANNING**
CPLteam.com

IT IS A VIOLATION OF LAW FOR ANY PERSON, UNLESS THEY ARE ACTING UNDER THE DIRECTION OF A LICENSED PROFESSIONAL ENGINEER, ARCHITECT, LANDSCAPE ARCHITECT, OR LAND SURVEYOR, TO ALTER AN ITEM IN ANY WAY. IF AN ITEM BEARING THE STAMP OF A LICENSED PROFESSIONAL IS ALTERED, THE ALTERING ENGINEER, ARCHITECT, LANDSCAPE ARCHITECT, OR LAND SURVEYOR SHALL STAMP THE DOCUMENT AND INCLUDE THE NOTATION "ALTERED BY" FOLLOWED BY THEIR SIGNATURE, THE DATE OF SUCH ALTERATION, AND A SPECIFIC DESCRIPTION OF THE ALTERATION.

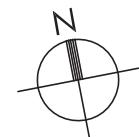
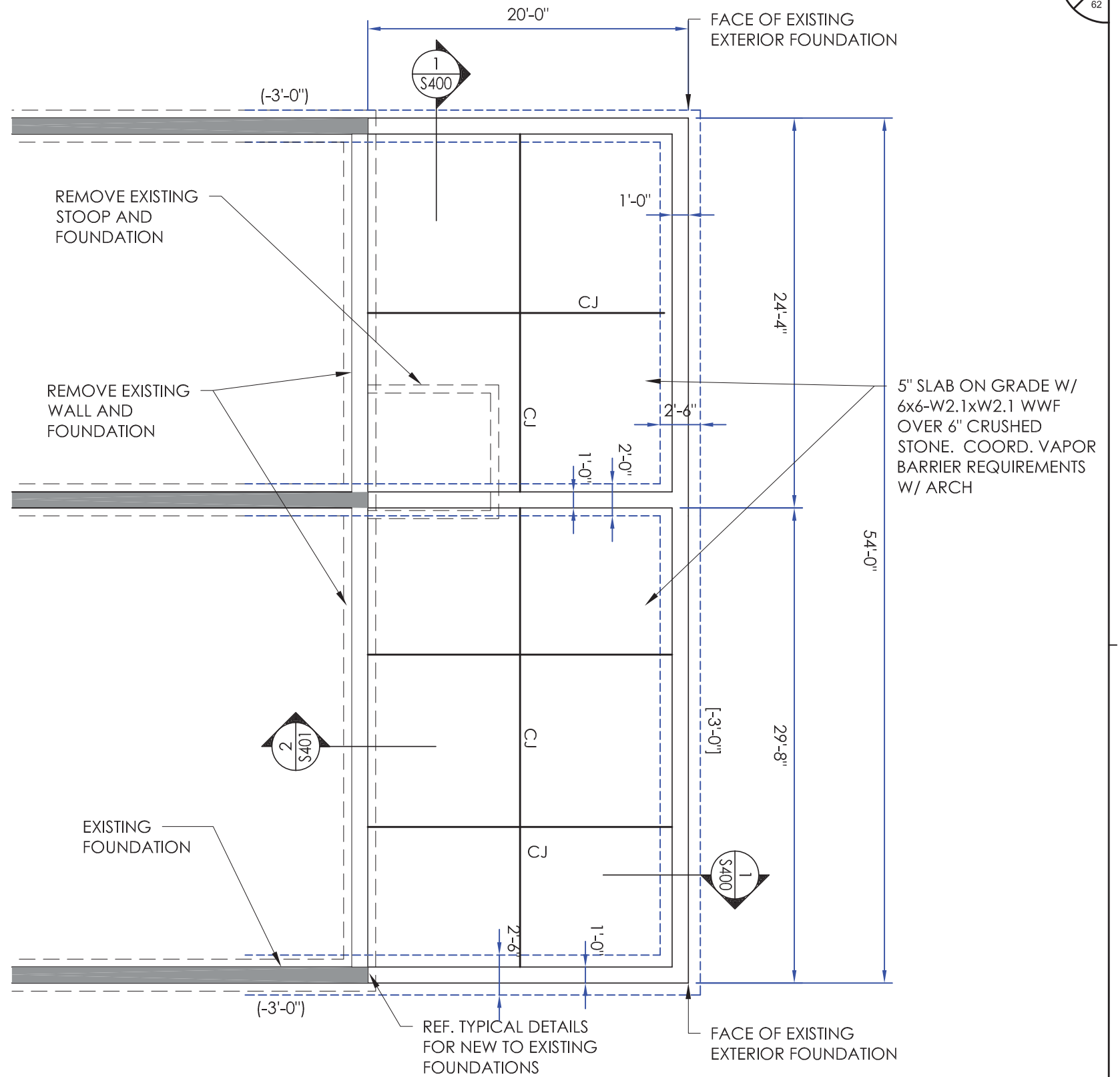
REVISIONS			
DATE	DESCRIPTION	BY	SYM.



TITLE OF PROJECT WEEDSPORT-ADDITIONS TO MAINTENANCE SECTION AND ROOF REPLACEMENT	CONTRACT NUMBER: TAS 24-9A
LOCATION OF PROJECT WEEDSPORT MP 304.2	DATE: 09/27/2022
TITLE OF DRAWING MISCELLANEOUS DETAILS	DRAWING NUMBER: C303

FOUNDATION AND SLAB PLAN NOTES

- DATUM 0'-0" = FINISHED FLOOR ELEVATION (REFERENCE EL. 397.70)
- FOUNDATION DESIGN(S) IS BASED ON THE CRITERIA NOTED BELOW.
- DESIGN ALLOWABLE SOIL BEARING CAPACITY IS 1,500 PSF (NATURAL SOILS OR FILL).
- EXTERIOR FOOTING SHALL BEAR AT A MINIMUM OF 4'-0" BELOW FINISHED GRADE UNLESS NOTED OTHERWISE.
- TOP OF INTERIOR FOOTINGS SHALL BE AT [-8"] BELOW FINISHED FLOOR UNLESS NOTED OTHERWISE. TOP OF PIERS/FOOTINGS OF COLUMNS/WALLS SUPPORTING A ROOF DRAIN LEADER SHALL BE RECESSED FROM FINISHED FLOOR BY A MINIMUM OF 12-INCHES. FOR CONTINUOUS WALL FOOTINGS, THE ABOVE CITED RECESS SHALL BE MINIMUM 2'-0" WIDE. MAINTAIN REQUIRED FOOTING THICKNESS AT ALL TIMES. CONTRACTOR TO COORDINATE DRAIN LOCATIONS AND ELEVATIONS WITH FOUNDATION ELEMENTS AND NOTIFY ARCHITECT AND ENGINEER IF ANY CONFLICTS EXIST.
- [XX'-XX"] DENOTES TOP OF PROPOSED FOOTING AS REFERENCED FROM FINISHED FLOOR SLAB.
- (XX'-XX") DENOTES TOP OF EXISTING FOOTING AS REFERENCED FROM FINISHED FLOOR ELEVATION. WHERE NEW FOOTING ABUTS EXISTING, MATCH BEARING ELEVATION OF EXISTING.
- NO PIPES OR CONDUIT SHALL BE PLACED IN THE FOOTINGS. REFER TO PLUMBING AND ELECTRICAL DRAWINGS, AND UTILITY PLANS FOR ALL LOCATIONS AND ELEVATIONS OF PENETRATIONS THROUGH FOUNDATION WALLS. DO NOT EMBED PIPING WITHIN OR PASS PIPING VERTICALLY OR HORIZONTALLY THROUGH FOUNDATIONS WITHOUT REVIEW AND APPROVAL BY THE ENGINEER. STEP TOP OF FOOTINGS DOWN TO ALLOW PIPES OR CONDUIT TO RUN OVER TOP OF FOOTINGS.
- FOOTINGS SHALL BE CENTERED ABOUT COLUMN LINES AND FOUNDATION WALLS UNLESS NOTED OTHERWISE.
- CONCRETE SLAB-ON-GRADE SHALL BE 5" THICK, NORMAL WEIGHT CONCRETE WITH REINFORCING OVER A VAPOR BARRIER AND 6" COMPACTED CRUSHED STONE, UNLESS NOTED OTHERWISE.
- GROUT ALL MASONRY BLOCK CORES SOLID CONTINUOUSLY BELOW FINISHED FLOOR, AND THE FIRST TWO COURSES ABOVE FOUNDATION WALL AND SLABS.
- FOX BLOCKS WALLS TO BE INSTALLED PER MANUFACTURER'S INSTRUCTIONS.
- REFER TO ARCHITECTURAL DRAWINGS FOR FLOOR FINISHES, FLOOR DRAINS, SLOPES, DEPRESSED/RAISED SLAB AREAS, AND WATERPROOFING.
- ALL STEEL COLUMNS AND ASSOCIATED ELEMENTS BELOW GRADE SHALL BE TWICE COATED WITH A BITUMINOUS COATING.
- REFER TO DRAWING S802 FOR ALL DESIGN LOADS AND OTHER INFORMATION PERTINENT TO THE STRUCTURAL DESIGN.
- THE FOLLOWING DENOTES SYMBOL REPRESENTATION:
 FS = FOOTING STEP, COORDINATE WITH GRADING PLANS
 F-xx = SPREAD FOOTING MARKS
 FD = FLOOR DRAIN
 CJ = SLAB CONTROL JOINTS
 TS = THICKENED SLAB




1
S200

FOUNDATION PLAN

SCALE: 1/8" = 1'-0"

DESIGNED BY: J.L. MORRIS	ALTERED ON:	AFFIXED ON: 11/15/2023
SIGNATURE: STAMP:		



IT IS A VIOLATION OF LAW FOR ANY PERSON, UNLESS THEY ARE ACTING UNDER THE DIRECTION OF A LICENSED PROFESSIONAL ENGINEER, ARCHITECT, LANDSCAPE ARCHITECT, OR LAND SURVEYOR, TO ALTER AN ITEM IN ANY WAY. IF AN ITEM BEARING THE STAMP OF A LICENSED PROFESSIONAL IS ALTERED, THE ALTERING ENGINEER, ARCHITECT, LANDSCAPE ARCHITECT, OR LAND SURVEYOR SHALL STAMP THE DOCUMENT AND INCLUDE THE NOTATION "ALTERED BY" FOLLOWED BY THEIR SIGNATURE, THE DATE OF SUCH ALTERATION, AND A SPECIFIC DESCRIPTION OF THE ALTERATION.

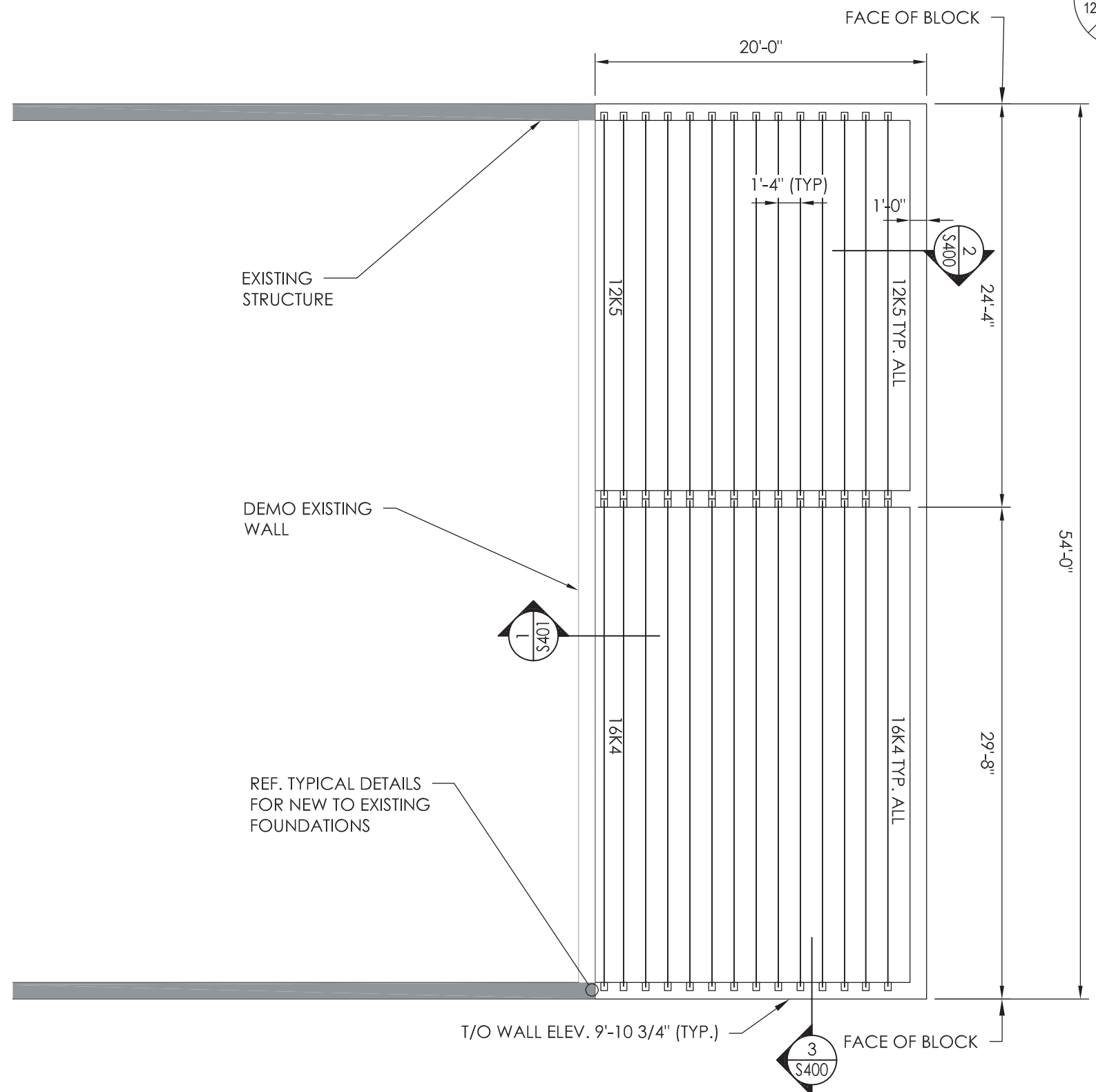
REVISIONS			
DATE	DESCRIPTION	BY	SYM.



TITLE OF PROJECT WEEDSPORT-ADDITIONS TO MAINTENANCE SECTION AND ROOF REPLACEMENT	CONTRACT NUMBER: TAS 24-9A
LOCATION OF PROJECT WEEDSPORT MP 304.2	DATE: 09/27/2022
TITLE OF DRAWING FOUNDATION PLAN	DRAWING NUMBER: S-200


ROOF FRAMING NOTES

1. TOP OF STEEL/BOTTOM OF DECK ELEVATION 10'-0 3/4", UNLESS NOTED OTHERWISE BY (+ OR -).
2. METAL ROOF DECK SHALL BE 20 GAGE, 1 1/2" WIDE RIB, UNLESS NOTED OTHERWISE.
3. ROOFTOP UNIT WEIGHTS IF SHOWN SHALL BE VERIFIED WITH MANUFACTURER BY CONTRACTOR. CONTRACTOR TO NOTIFY ENGINEER PRIOR TO INSTALLING ROOFTOP UNITS IF UNIT OPERATING WEIGHT EXCEEDS VALUE LISTED ON PLAN.
4. REFER TO ARCHITECTURAL, MECHANICAL, ELECTRICAL, AND PLUMBING DRAWINGS FOR PENETRATIONS NOT SHOWN, AND ALL LOCATIONS SEE TYPICAL DETAILS FOR ADDITIONAL REINFORCEMENT REQUIREMENTS AT OPENINGS. CONTRACTOR TO COORDINATE.
5. PROVIDE JOIST BRIDGING PER THE REQUIREMENTS OF THE STEEL JOIST INSTITUTE. CONTRACTOR TO COORDINATE LOCATIONS OR REQUIRED HORIZONTAL BRIDGING WITH MECHANICAL DRAWINGS.



TA NUMBER/DWG/DWG NUMBER: XXX
 CHECKED BY: XXX
 DRAFTED BY: XXX
 CHECKED BY: XXX
 DESIGNED BY: J.L. MORRIS
 BUREAU DIRECTOR: J.L. MORRIS

ALTERED ON:	AFFIXED ON: 11/15/2023
SIGNATURE: STAMP:	SIGNATURE: STAMP:



IT IS A VIOLATION OF LAW FOR ANY PERSON, UNLESS THEY ARE ACTING UNDER THE DIRECTION OF A LICENSED PROFESSIONAL ENGINEER, ARCHITECT, LANDSCAPE ARCHITECT, OR LAND SURVEYOR, TO ALTER AN ITEM IN ANY WAY. IF AN ITEM BEARING THE STAMP OF A LICENSED PROFESSIONAL IS ALTERED, THE ALTERING ENGINEER, ARCHITECT, LANDSCAPE ARCHITECT, OR LAND SURVEYOR SHALL STAMP THE DOCUMENT AND INCLUDE THE NOTATION "ALTERED BY" FOLLOWED BY THEIR SIGNATURE, THE DATE OF SUCH ALTERATION, AND A SPECIFIC DESCRIPTION OF THE ALTERATION.

REVISIONS			
DATE	DESCRIPTION	BY	SYM.



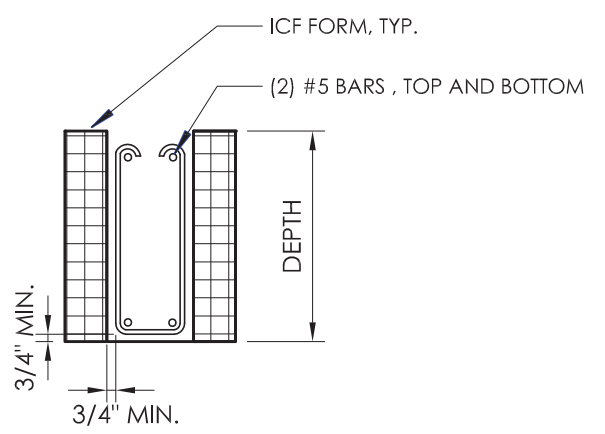
ROOF FRAMING PLAN

SCALE: 1/8" = 1'-0"

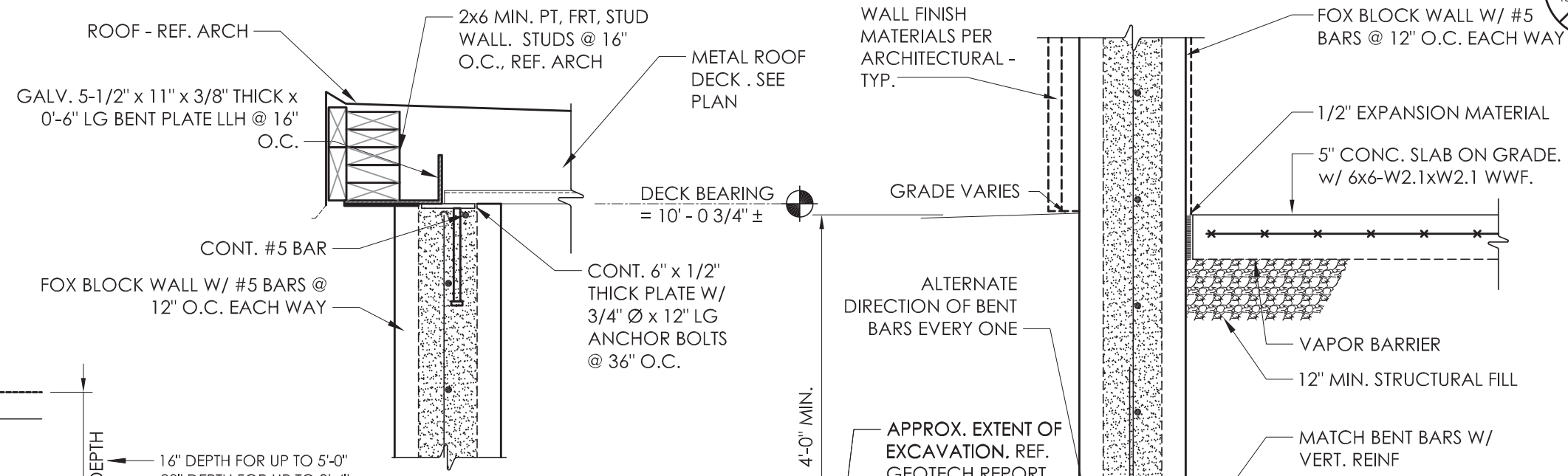


TITLE OF PROJECT: WEEDSPORT-ADDITIONS TO MAINTENANCE SECTION AND ROOF REPLACEMENT	CONTRACT NUMBER: TAS 24-9A
LOCATION OF PROJECT: WEEDSPORT MP 304.2	DATE: 09/27/2022
TITLE OF DRAWING: ROOF FRAMING PLAN	DRAWING NUMBER: S-201

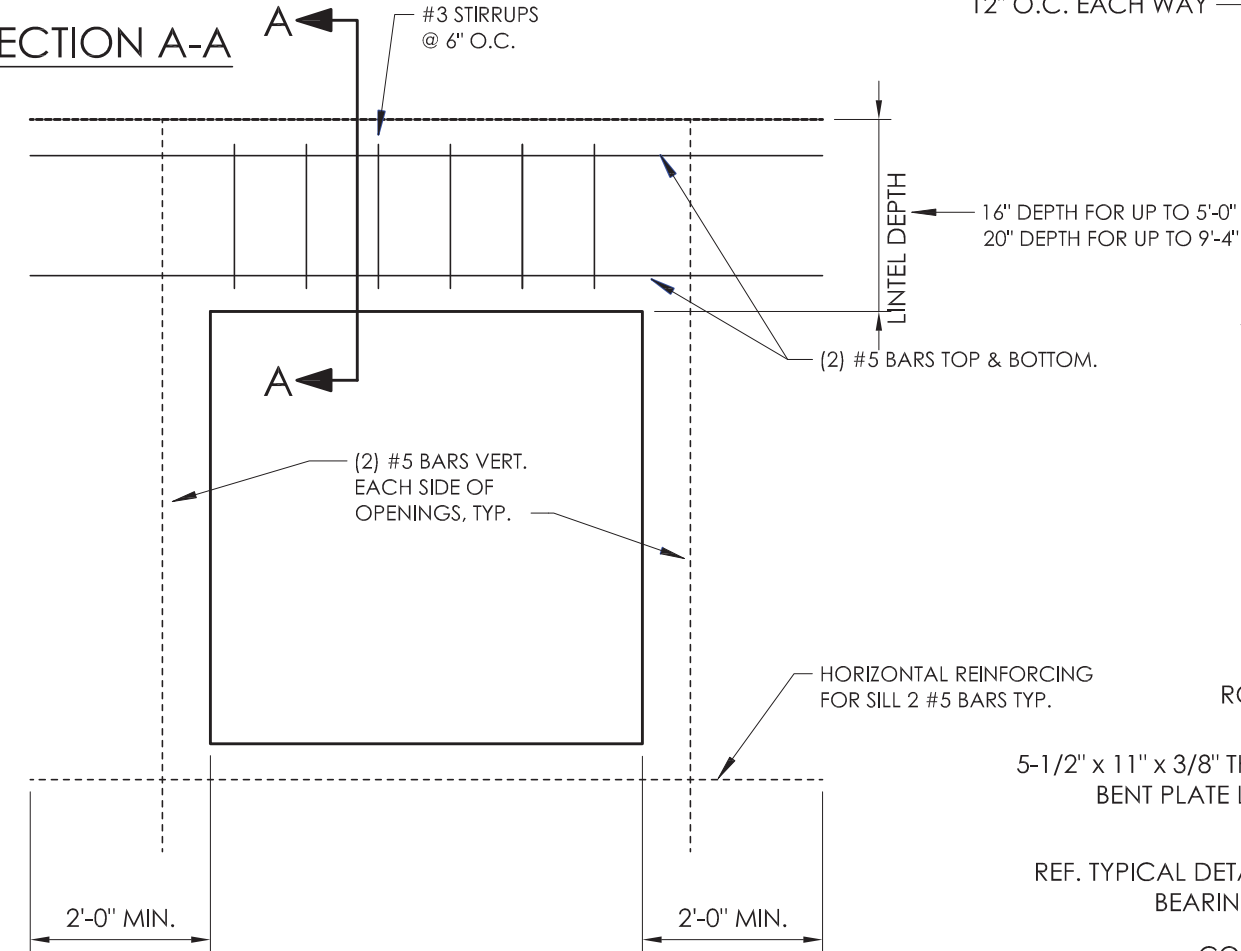
TA NUMBER/DWG NUMBER: XXXX
 CHECKED BY: XXXX
 DRAFTED BY: XXXX
 CHECKED BY: XXXX
 DESIGNED BY: XXXX
 BUREAU DIRECTOR: J.L. MORRIS



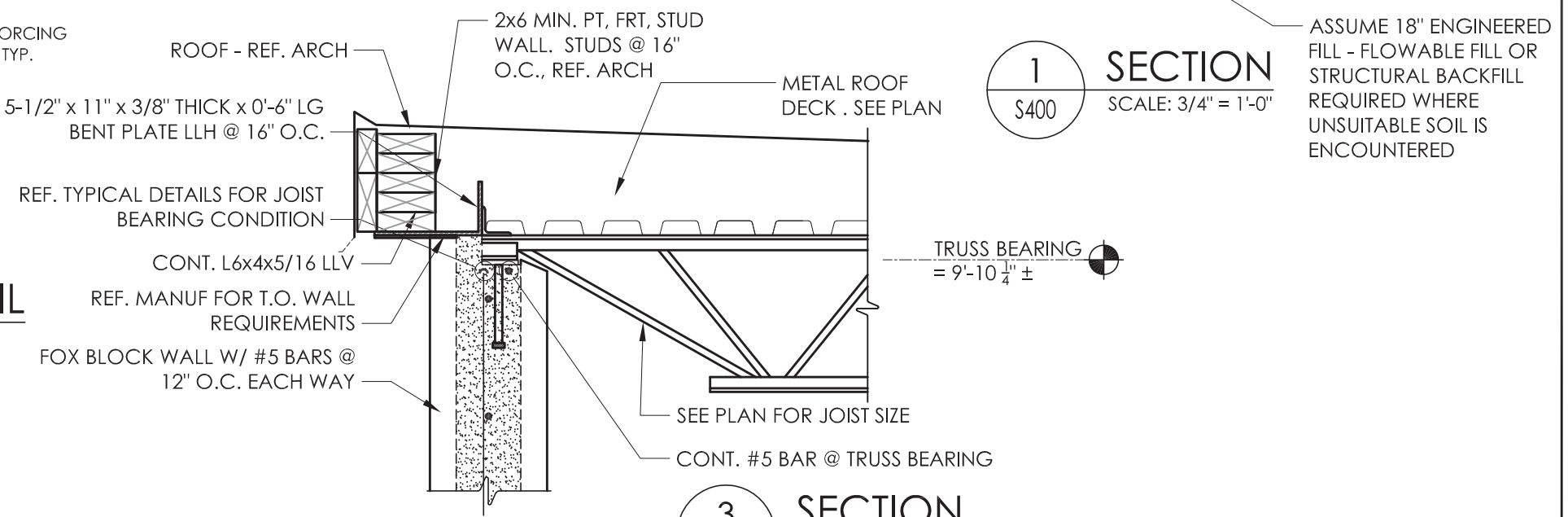
SECTION A-A



2 SECTION
S400 SCALE: 3/4" = 1'-0"



4 TYPICAL OPENING REINFORCING DETAIL
S400 SCALE: N.T.S.



1 SECTION
S400 SCALE: 3/4" = 1'-0"

3 SECTION
S400 SCALE: 3/4" = 1'-0"

ALTERED ON: _____ AFFIXED ON: 11/15/2023

SIGNATURE: _____ SIGNATURE: _____

CPL ARCHITECTURE
ENGINEERING
PLANNING
CPLteam.com

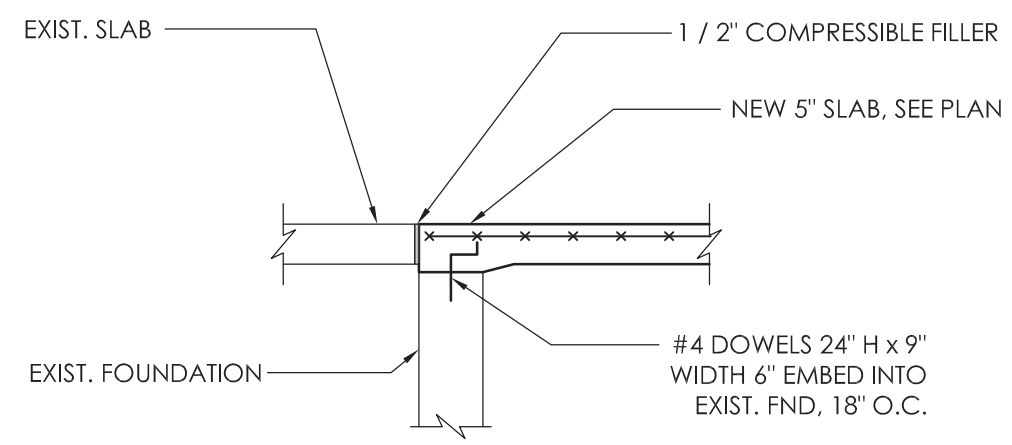
IT IS A VIOLATION OF LAW FOR ANY PERSON, UNLESS THEY ARE ACTING UNDER THE DIRECTION OF A LICENSED PROFESSIONAL ENGINEER, ARCHITECT, LANDSCAPE ARCHITECT, OR LAND SURVEYOR, TO ALTER AN ITEM IN ANY WAY. IF AN ITEM BEARING THE STAMP OF A LICENSED PROFESSIONAL IS ALTERED, THE ALTERING ENGINEER, ARCHITECT, LANDSCAPE ARCHITECT, OR LAND SURVEYOR SHALL STAMP THE DOCUMENT AND INCLUDE THE NOTATION "ALTERED BY" FOLLOWED BY THEIR SIGNATURE, THE DATE OF SUCH ALTERATION, AND A SPECIFIC DESCRIPTION OF THE ALTERATION.

REVISIONS			
DATE	DESCRIPTION	BY	SYM.

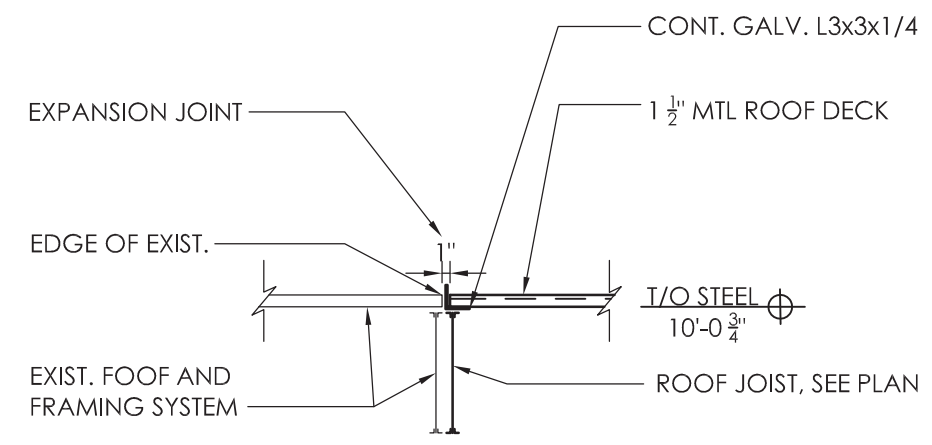


TITLE OF PROJECT WEEDSPORT-ADDITIONS TO MAINTENANCE SECTION AND ROOF REPLACEMENT	CONTRACT NUMBER: TAS 24-9A
LOCATION OF PROJECT WEEDSPORT MP 304.2	DATE: 09/27/2022
TITLE OF DRAWING SECTIONS AND DETAILS	DRAWING NUMBER: S400



TA NUMBER/DWG/DWG NUMBER
 CHECKED BY: .XXX
 DRAFTED BY: .XXX
 CHECKED BY: .XXX
 DESIGNED BY: .XXX
 BUREAU DIRECTOR: J.L. MORRIS



2
EXISTING -TO-NEW SLAB JOINT DETAIL
 S401 SCALE: 1/2"=1'-0"



1
EXISTING-TO-NEW ROOF JOINT DETAIL
 S401 SCALE: 1/2"=1'-0"

ALTERED ON: SIGNATURE: STAMP:	AFFIXED ON: 11/15/2023 SIGNATURE: STAMP:
	

IT IS A VIOLATION OF LAW FOR ANY PERSON, UNLESS THEY ARE ACTING UNDER THE DIRECTION OF A LICENSED PROFESSIONAL ENGINEER, ARCHITECT, LANDSCAPE ARCHITECT, OR LAND SURVEYOR, TO ALTER AN ITEM IN ANY WAY. IF AN ITEM BEARING THE STAMP OF A LICENSED PROFESSIONAL IS ALTERED, THE ALTERING ENGINEER, ARCHITECT, LANDSCAPE ARCHITECT, OR LAND SURVEYOR SHALL STAMP THE DOCUMENT AND INCLUDE THE NOTATION "ALTERED BY" FOLLOWED BY THEIR SIGNATURE, THE DATE OF SUCH ALTERATION, AND A SPECIFIC DESCRIPTION OF THE ALTERATION.

REVISIONS			
DATE	DESCRIPTION	BY	SYM.



TITLE OF PROJECT WEEDSPORT-ADDITIONS TO MAINTENANCE SECTION AND ROOF REPLACEMENT	CONTRACT NUMBER: TAS 24-9A
LOCATION OF PROJECT WEEDSPORT MP 304.2	DATE: 09/27/2022
TITLE OF DRAWING SECTIONS AND DETAILS	DRAWING NUMBER: S401

GENERAL NOTES

- THE STRUCTURE SHOWN ON THESE DRAWING IS SOUND ONLY IN ITS COMPLETED FORM. THE CONTRACTOR SHALL BE RESPONSIBLE FOR PROVIDING THE DESIGN, ADEQUACY, SAFETY AND STABILITY OF TEMPORARY ERECTION BRACING AND SHORING.
- WHERE A DETAIL, TYPICAL DETAIL, SECTION, TYPICAL SECTION OR PLAN NOTE IS SHOWN FOR ONE CONDITION, IT SHALL APPLY FOR ALL SIMILAR OR LIKE CONDITIONS UNLESS NOTED OTHERWISE.
- ALL DESIGN, INCLUDING MATERIAL STRESSES AND METHODS OF CONSTRUCTION SHALL BE IN COMPLIANCE WITH THE 2020 BUILDING CODE OF NEW YORK STATE, THE UNIFORM BUILDING CODE, OSHA AND GOVERNING AGENCIES HAVING JURISDICTION.
- SPECIAL INSPECTIONS ARE REQUIRED FOR THIS PROJECT.
- THE CONTRACTOR SHALL FIELD VERIFY ALL DIMENSIONS, ELEVATIONS AND SITE CONDITIONS SHOWN ON THE DRAWINGS AND IMMEDIATELY NOTIFY THE OWNER'S REPRESENTATIVE OF ANY DISCREPANCIES PRIOR TO ORDERING OR FABRICATING MATERIALS OR OTHERWISE PROCEEDING WITH THE WORK.
- THE CONTRACTOR SHALL BE RESPONSIBLE FOR MEANS, METHODS, TECHNIQUES, SEQUENCES, AND PROCEDURES IN ORDER TO COMPLY WITH THE CONSTRUCTION DOCUMENTS. THE CONTRACTOR SHALL PROVIDE ALL LABOR, MATERIAL, EQUIPMENT AND SERVICES REQUIRED TO EXECUTE AND COMPLETE ALL ITEMS OF WORK AS SHOWN OR INDICATED ON THE DRAWINGS AND AS SPECIFIED HEREIN, INCLUDING INCIDENTAL ITEMS TO EFFECT A FINISHED AND COMPLETE JOB, EVEN THOUGH SUCH ITEMS ARE NOT SHOWN OR PARTICULARLY MENTIONED.
- THE ENGINEER IS NOT RESPONSIBLE FOR THE DESIGN OF STEEL STAIRS, PRECAST CONCRETE, HANDRAILS, CURTAIN WALL/WINDOW SYSTEMS, COLD-FORMED METAL FRAMING, OR OTHER SYSTEMS NOT SHOWN ON THE STRUCTURAL DRAWINGS. SUCH SYSTEMS SHALL BE DESIGNED, FURNISHED, AND INSTALLED AS REQUIRED BY OTHER PORTIONS OF THE CONTRACT DOCUMENTS.
- THE GENERAL CONTRACTOR SHALL USE CONSTRUCTION METHODS THAT ARE IN STRICT ACCORDANCE WITH MANUFACTURER'S SPECIFICATIONS.
- CONTRACTOR SHALL BE COMPLETELY RESPONSIBLE FOR ADEQUATELY SHORING EXISTING CONSTRUCTION WHILE PERFORMING NEW WORK.
- DIMENSIONS ARE NOT TO BE DERIVED BY SCALING THESE DRAWINGS. IF THERE ARE ANY QUESTIONS REGARDING DIMENSIONS, CONTACT THE ARCHITECT/ENGINEER FOR INFORMATION PRIOR TO SUBMITTING SHOP DRAWINGS.
- THE CONTRACTOR SHALL COORDINATE ALL STRUCTURAL WORK WITH THE ARCHITECTURAL AND MECHANICAL DRAWINGS AND SPECIFICATIONS, AND WITH THE WORK OF ALL OTHER TRADES.
- THE CONTRACTOR SHALL COORDINATE ALL SIZES AND LOCATIONS OF FLOOR, ROOF AND WALL PENETRATIONS WITH MECHANICAL, PLUMBING AND ARCHITECTURAL DRAWINGS. ALL PENETRATIONS NOT SHOWN ON STRUCTURAL DRAWINGS MUST BE APPROVED BY THE ENGINEER UNLESS NOTED OTHERWISE.
- THE CONTRACTOR SHALL RESTORE TO ITS ORIGINAL CONDITION ALL SITE APPURTENANCES DAMAGED UNDER THIS CONTRACT AT NO ADDITIONAL

TA NUMBER/DWG NUMBER: XXX
 CHECKED BY: XXX
 DRAFTED BY: XXX
 CHECKED BY: XXX
 DESIGNED BY: J.L. MORRIS
 BUREAU DIRECTOR: J.L. MORRIS

- COST TO THE OWNER.
- INFORMATION IN THESE STRUCTURAL NOTES IS A SELECTED SUMMARY OF REQUIREMENTS. REFER TO SPECIFICATIONS FOR AMPLIFICATIONS OF REQUIREMENTS.
 - WHERE MEMBER LOCATIONS ARE NOT SPECIFICALLY DIMENSIONED, MEMBERS ARE EITHER LOCATED ON COLUMN LINES OR ARE EQUALLY SPACED BETWEEN LOCATED MEMBERS.
 - THESE DRAWINGS DO NOT INCLUDE NECESSARY COMPONENTS FOR CONSTRUCTION SAFETY. CONTRACTOR SHALL BE SOLEY RESPONSIBLE FOR CONSTRUCTION SAFETY.

NON-COMPOSITE FLOOR AND ROOF DECK NOTES

- ALL METAL DECK SHALL BE MANUFACTURED AND ERECTED IN ACCORDANCE WITH THE LATEST EDITION OF THE "DESIGN MANUAL FOR COMPOSITE DECKS, FORM DECKS AND ROOF DECKS" BY THE STEEL DECK INSTITUTE (SDI).
- REFER TO PLANS FOR NON-COMPOSITE DECK TYPES AND LOCATIONS.
- METAL DECK SHALL BE 1 1/2 INCH x 20 GAUGE, WIDE RIB TYPE B, CLASS I, FACTORY MUTUAL APPROVED., UNLESS NOTED OTHERWISE.
- DECKING SHALL SPAN A MINIMUM OF THREE SPANS.
- DECK SHALL BE WELDED TO SUPPORTING FRAME WORK. PROVIDE WELDING WASHERS WHERE NECESSARY. ANCHORING AT ROOF DECK SHALL RESIST AN UPLIFT OF 20 PSF.
- DO NOT SUSPEND MECHANICAL, ELECTRICAL OR PLUMBING ITEMS FROM ROOF DECK. REFER TO THE MECHANICAL, ELECTRICAL, AND PLUMBING DRAWINGS AND SPECIFICATIONS FOR HANGERS AND SUPPLEMENTAL FRAMING REQUIRED.
- UNLESS NOTED OTHERWISE, ALL DECKING SHALL BE GALVANIZED.
- SEE TYPICAL DETAILS AND PROJECT SPECIFICATIONS FOR ATTACHMENT REQUIREMENTS AND FOR WELD PATTERN.
- CONTRACTOR SHALL SUBMIT SHOP DRAWINGS FOR REVIEW.


FOX BLOCK MASONRY

- FOR ALL SPECIFICATIONS, REINFORCEMENT REQUIREMENTS, ETC., REFERENCE MANUFACTURER FOR ALL RECOMMENDATIONS AND REQUIREMENTS. REFER TO MANUFACTURER'S MANUAL INCLUDED IN SPECIFICATIONS SECTION 031119.


EXISTING CONSTRUCTION NOTES

- BEFORE PROCEEDING WITH ANY WORK WITHIN THE EXISTING FACILITY, THE CONTRACTOR SHALL VERIFY ALL DIMENSIONS AND CONDITIONS OF THE EXISTING BUILDING AT THE JOB SITE AND REPORT ANY DISCREPANCIES FROM ASSUMED CONDITIONS SHOWN ON THE DRAWINGS TO THE ARCHITECT AND ENGINEER PRIOR TO THE FABRICATION AND ERECTION OF ANY MEMBERS.
- THE CONTRACTOR SHALL FIELD VERIFY THE DIMENSIONS, ELEVATIONS, ETC. NECESSARY FOR THE PROPER CONSTRUCTION AND ALIGNMENT OF THE NEW WORK TO THE EXISTING WORK.
- WORK SHOWN ON THE DRAWINGS IS NEW, UNLESS NOTED AS EXISTING.
- EXISTING CONSTRUCTION SHOWN ON THE DRAWINGS WAS OBTAINED FROM DRAWINGS PREPARED BY THE FIRM OF EGGERS AND HIGGINS, ARCHITECTS, DATED OCTOBER 1954 AND LIMITED SITE OBSERVATION. THESE DRAWINGS OF EXISTING CONSTRUCTION ARE AVAILABLE FOR CONTRACTOR USE. HOWEVER, THE AVAILABLE DRAWINGS OF EXISTING CONSTRUCTION MAY NOT NECESSARILY BE COMPLETE. THE CONTRACTOR SHALL FIELD VERIFY ALL PERTINENT INFORMATION.
- IF ANY ARCHITECTURAL, STRUCTURAL, OR MECHANICAL MEMBERS OR COMPONENTS NOT DESIGNATED FOR REMOVAL INTERFERE WITH THE NEW WORK, THE ARCHITECT SHALL BE NOTIFIED IMMEDIATELY AND APPROVAL MUST BE OBTAINED PRIOR TO REMOVAL OF THOSE MEMBERS.
- THE CONTRACTOR SHALL SAFELY SHORE EXISTING CONSTRUCTION TO ALLOW THE INSTALLATION OF NEW WORK. ALL SHORING METHODS AND SEQUENCING OF DEMOLITION SHALL BE THE RESPONSIBILITY OF THE CONTRACTOR AND HIS ENGINEER.
- THE CONTRACTOR SHALL SUBMIT A DETAILED PLAN FOR SHORING, BRACING AND PROTECTION OF THE EXISTING CONSTRUCTION. THE PLAN SHALL INCLUDE CONSTRUCTION SEQUENCE, BEAR THE SEAL OF A PROFESSIONAL ENGINEER REGISTERED IN THE STATE OF NEW YORK, AND BE SUBMITTED TO THE ENGINEER OF RECORD FOR REVIEW PRIOR TO THE BEGINNING OF WORK.
- THE CONTRACTOR SHALL VERIFY THE LOCATION OF EXISTING UTILITIES PRIOR TO THE START OF CONSTRUCTION AND TAKE CARE TO PROTECT EXISTING UTILITIES THAT ARE TO REMAIN IN SERVICE.
- THE CONTRACTOR SHALL REPAIR ALL DAMAGE CAUSED DURING CONSTRUCTION WITH SIMILAR MATERIALS AND WORKMANSHIP TO RESTORE CONDITIONS TO LEVELS ACCEPTABLE TO THE ARCHITECT.
- THE CONTRACTOR SHALL ENSURE THAT ALL CONSTRUCTION METHODS USED WILL NOT CAUSE DAMAGE TO THE ADJACENT BUILDINGS AND PROPERTY. THIS SHALL INCLUDE ALL FOUNDATION INSTALLATION.

ALTERED ON:	AFFIXED ON: 11/15/2023
SIGNATURE: STAMP:	SIGNATURE: STAMP:



EXP. 12/31/2024



IT IS A VIOLATION OF LAW FOR ANY PERSON, UNLESS THEY ARE ACTING UNDER THE DIRECTION OF A LICENSED PROFESSIONAL ENGINEER, ARCHITECT, LANDSCAPE ARCHITECT, OR LAND SURVEYOR, TO ALTER AN ITEM IN ANY WAY. IF AN ITEM BEARING THE STAMP OF A LICENSED PROFESSIONAL IS ALTERED, THE ALTERING ENGINEER, ARCHITECT, LANDSCAPE ARCHITECT, OR LAND SURVEYOR SHALL STAMP THE DOCUMENT AND INCLUDE THE NOTATION "ALTERED BY" FOLLOWED BY THEIR SIGNATURE, THE DATE OF SUCH ALTERATION, AND A SPECIFIC DESCRIPTION OF THE ALTERATION.

REVISIONS			
DATE	DESCRIPTION	BY	SYM.



TITLE OF PROJECT WEEDSPORT-ADDITIONS TO MAINTENANCE SECTION AND ROOF REPLACEMENT	CONTRACT NUMBER: TAS 24-9A
LOCATION OF PROJECT WEEDSPORT MP 304.2	DATE: 09/27/2022
TITLE OF DRAWING STRUCTURAL NOTES	DRAWING NUMBER: S800

EXCAVATION & BACKFILL NOTES

- THE SITE SHALL BE PREPARED IN ACCORDANCE WITH SPECIFICATIONS AND THE CIVIL DRAWINGS.
- EXCAVATIONS TO BE SHEETED AND BRACED, OR LAID BACK TO PREVENT SLOUGHING IN OF THE EXCAVATED AREAS PER OSHA REGULATIONS.
- ALL EXCAVATIONS AND GRADES PREPARED FOR BEARING SHALL BE INSPECTED BY A QUALIFIED GEOTECHNICAL ENGINEER TO VERIFY THE DESIGN ASSUMPTIONS AND REPORT NONCONFORMING CONDITIONS.
- THE CONTRACTOR SHALL DETERMINE THE EXTENT OF CONSTRUCTION DEWATERING REQUIRED FOR THE EXCAVATION. THE CONTRACTOR SHALL SUBMIT TO THE GEOTECHNICAL ENGINEER FOR REVIEW THE PROPOSED PLAN FOR DEWATERING, PRIOR TO EXCAVATION.
- PLACE ALL FOOTINGS ON FIRM, DRY, LEVEL, ACCEPTABLE BEARING SOIL.
- FROST DEPTH FOR THIS PROJECT IS 4'-0" BELOW GRADE. FINISH GRADE SHALL BE MAINTAINED A MINIMUM OF 3'-0" ABOVE TOP OF FOUNDATIONS UNLESS NOTED OTHERWISE.
- TOP OF FOOTING ELEVATIONS PROVIDED ON CONSTRUCTION DRAWINGS ARE FOR PURPOSES OF DESIGN. NOTIFY THE ENGINEER IF TOP OF FOOTING ELEVATIONS NEED TO BE ADJUSTED BASED ON CONTRACTOR'S FIELD COORDINATION OR GEOTECHNICAL ENGINEER'S RECOMMENDATIONS.
- REMOVE AND DISPOSE OF LEGALLY FROM SITE; UNACCEPTABLE BEARING SOIL, EXCESS EXCAVATED MATERIAL, ASPHALT MATERIAL (SEE SITE PLANS).
- WHERE FILL IS REQUIRED UNDER BEARING CONDITIONS, IT SHALL BE SELECTED AND PLACED IN ACCORDANCE WITH INSTRUCTIONS OF A QUALIFIED GEOTECHNICAL ENGINEER TO MAINTAIN DESIGN BEARING PRESSURE.
- THE DESIGN OF WALLS RETAINING EARTH DOES NOT INCLUDE HYDROSTATIC PRESSURE LOADS UNLESS NOTED OTHERWISE, AND ASSUMES A DRAINAGE SYSTEM IS IN PLACE WHERE REQUIRED.
- BACKFILL WITHIN BUILDING - TO WITHIN 6 INCHES OF UNDERSIDE OF FLOOR SLAB SHALL BE "SUBBASE COURSE" (NYS DOT 304.12 - TYPE 2) CONSISTING OF HARD DURABLE PEBBLES, ROCK FRAGMENTS AND SOIL BINDER. IT SHALL BE FREE OF CLAY, ORGANIC MATTER, AND OTHER DELETERIOUS MATERIAL. GRADATION: 2 INCHES MAXIMUM SIZE, 25-60% PASSING THE 1/4" SIEVE, 5-40% PASSING NO. 40 SIEVE, AND NOT MORE THAN 10% PASSING NO. 200 SIEVE.
- UNDER SLABS ON GRADE - POROUS 6 INCH LIFT OF WASHED "CRUSHED STONES" CONSISTING OF: 50/50 MIX OF #1's AND #2's., ASTM #57 STONE.
- BACKFILL OUTSIDE OF BUILDING - "SELECT GRANULAR FILL" (NYS DOT 203.07) CONSISTING OF SAND, FINE GRAVEL, COARSE SILT, OR SIMILAR NON-COHESIVE HARD DURABLE MATERIALS AND SOIL BINDERS WITHOUT EXCESSIVE CLAY, ORGANIC MATTER, OR FROZEN OR DELETERIOUS MATERIAL. GRADATION: 4 INCHES MAXIMUM SIZE, 0-70% PASSING THE #40 SIEVE AND 0-15% PASSING THE #200 SIEVE.
- FILL COMPACTION: WITHIN BUILDING - 95% DRY DENSITY MODIFIED PROCTOR OUTSIDE OF BUILDING - 95% DRY DENSITY MODIFIED PROCTOR.
- FILL PLACEMENT - BACKFILL SHALL NOT BE PLACED AGAINST WALLS UNTIL THE WALLS HAVE ACHIEVED SPECIFIED DESIGN STRENGTH. PLACE FILL SIMULTANEOUSLY ON EACH SIDE OF FOUNDATION WALL IN 6 INCH LIFTS. THE MAXIMUM DIFFERENCE IN ELEVATION ON EITHER SIDE OF WALL SHALL

- NOT EXCEED 1'-6".
- STRUCTURAL STEEL FRAMING PROVIDES LATERAL RESTRAINT OF BASEMENT FOUNDATION WALLS. STEEL FRAMING AND DECKING SHALL BE IN PLACE PRIOR TO BACKFILLING. WHERE THIS CANNOT BE ACCOMMODATED THE WALL SHALL BE SHORED CONTINUALLY AND THE ENGINEER NOTIFIED.

CAST-IN-PLACE CONCRETE NOTES

- ALL CONCRETE WORK, CONSTRUCTION AND REINFORCING DETAILS SHALL CONFORM TO THE 2015 INTERNATIONAL BUILDING CODE WITH NEW YORK STATE SUPPLEMENTS AND "THE SPECIFICATIONS OF THE AMERICAN CONCRETE INSTITUTE BUILDING CODE REQUIREMENTS" (ACI-318).
- ALL CONCRETE SHALL ATTAIN A MINIMUM COMPRESSIVE STRENGTH OF 3000 PSI AT 28 DAYS AND CONFORM TO THE REQUIREMENTS OF THE SCHEDULE BELOW, UNLESS NOTED OTHERWISE. SEE SPECIFICATIONS FOR MIX DESIGN REQUIREMENTS.

LOCATION	W/C RATIO	SLUMP (±1")	% AIR (±1%)	MAXIMUM AGGREGATE	MIN. STRENGTH @ 28 DAYS
BURIED FOUNDATIONS	.50	3.5"	N/A	1 1/2"	3,500 PSI
EXPOSED RETAINING & FOUNDATION WALLS	.45	3.5"	5.5	1 1/2"	5,000 PSI
SLAB ON GRADE (INT.)	.45	3.5"	4	3/4"	3,000 PSI
SLAB ON GRADE (EXT.)	.45	3.5"	5.5	3/4"	5,000 PSI

- CONTRACTOR SHALL SUBMIT MIX DESIGNS PROPORTIONED BY A LICENSED TESTING LABORATORY.
- PROVIDE MINIMUM OF FOUR (4) CYLINDERS PER EACH FIFTY (50) YARDS OR FRACTION THEREOF POURED IN ONE DAY. BREAK ONE AT 7 DAYS AND TWO AT 28 DAYS.
- WHERE NEW CONCRETE IS TO BE POURED ONTO EXISTING CONCRETE, BONDING IS REQUIRED AS NOTED IN ACI 301.
- CONDUITS AND PIPES OF ALUMINUM SHALL NOT BE EMBEDDED IN CONCRETE.

REINFORCING STEEL:

- ALL REINFORCING STEEL SHALL BE DETAILED, FABRICATED AND PLACED IN ACCORDANCE WITH "ACI MANUAL OF STANDARD PRACTICE FOR DETAILING CONCRETE STRUCTURES" (ACI-315).
- REINFORCING STEEL SHALL CONFORM TO ASTM A-615 GRADE 60. WELDED WIRE FABRIC SHALL CONFORM TO ASTM A-185.
- LAP SPLICES AND EMBEDMENT LENGTHS SHALL CONFORM TO ACI 318 -CHAPTER 12.
- PROVIDE CORNER BARS TO MATCH HORIZONTAL REINFORCING WHERE FOOTINGS, WALLS OR BEAMS MEET AT CORNERS OR INTERSECT. THIS ALSO INCLUDES INTERSECTIONS OF CONCRETE WITH MASONRY WORK.
- PROVIDE SHOP DRAWINGS FOR REINFORCING INCLUDING ALL NECESSARY ACCESSORIES TO HOLD REINFORCING SECURELY IN PLACE.
- CLEAR COVER CONCRETE PROTECTION FOR REINFORCING STEEL SHALL BE:
 - 3" - CONCRETE CAST AGAINST EARTH.
 - 2" - FORMED SURFACES IN CONTACT WITH SOIL OR EXPOSED TO WEATHER.

- 1" - FORMED SURFACES NOT IN CONTACT WITH SOIL OR EXPOSED TO WEATHER. 3/4" - SUPPORTED FLOOR SLABS.

FOUNDATIONS:


- ALL FOUNDATIONS ARE TO BEAR ON APPROVED BEARING MATERIAL.
- ALL FOUNDATION EXCAVATIONS ARE SUBJECT TO APPROVAL BY THE OWNER'S REPRESENTATIVE BEFORE ANY CONCRETE IS PLACED.
- ALL FORMS AND REINFORCING STEEL IN PLACE SHALL BE APPROVED BY THE OWNER'S REPRESENTATIVE BEFORE ANY CONCRETE IS PLACED.
- NO FOUNDATION SHALL BE PLACED IN WATER OR ON FROZEN GROUND.
- IN GENERAL, EXTERIOR CONSTRUCTION SHALL BE CARRIED DOWN A MINIMUM OF 4'-0" BELOW FINISHED EXTERIOR GRADE.
- CENTERLINE OF FOOTINGS, WALLS, GRADE BEAMS, COLUMNS, AND BEAMS SHALL COINCIDE, UNLESS OTHERWISE NOTED.
- REFER TO ARCHITECTURAL DRAWINGS FOR FOUNDATION DRAINAGE.
- ALL EXTERIOR CONCRETE USED ABOVE GRADE SHALL HAVE AN AIR ENTRAINING AGENT.
- RUB ALL SIGHT EXPOSED CONCRETE AFTER FORMS HAVE BEEN REMOVED.
- ALL EXPOSED CONCRETE PIER CORNERS SHALL BE CHAMFERED 3/4".
- ALL GROUT FOR BASE PLATES SHALL BE NON-SHRINK WITH A MINIMUM COMPRESSIVE STRENGTH OF 5000 PSI AT 28 DAYS.
- ANCHOR BOLTS - ASTM F1554, FY=36 KSI, 1" DIAMETER UNLESS OTHERWISE NOTED.
- ISOLATION JOINT - ASPHALT IMPREGNATED FILLER STRIP CONFORMING TO ASTM D-944.
- ALL STEEL COLUMNS BELOW GRADE SHALL BE TWICE COATED WITH A BITUMINOUS COATING.
- CONTRACTOR SHALL VERIFY ALL DIMENSIONS ON THE JOB BEFORE COMMENCING WORK. REFER TO ARCHITECTURAL DRAWINGS FOR ANY DIMENSIONS AND DETAILS NOT SHOWN. REFER TO ARCHITECTURAL, MECHANICAL, AND ELECTRICAL DRAWINGS FOR LOCATION AND DIMENSIONS OF ANY OPENING, SLEEVES, INSERTS, SLAB DEPRESSIONS, ETC.
- EPOXY ANCHORS SHALL BE HIT HY-200 INJECTION ADHESIVE ANCHORS AS MANUFACTURED BY HILTI, INC., TULSA OK (800-879-8000).

SLABS ON GRADE:

- ALL SLABS ON GRADE SHALL BE PLACED OVER A STEGO 15 MIL VAPOR BARRIER. TAPE ALL SEAMS AND PROVIDE FLASHING/BOOTS AROUND PIPE PENETRATIONS.
- UNDER SLABS ON GRADE: POROUS 6 INCH LIFT OF CRUSHED STONE MATERIAL CONSISTING OF 50/50 MIX OF #1'S AND #2'S., ASTM #57 STONE.
- SLAB ON GRADE REINFORCEMENT SHALL BE 6X6-W2.1X2.1WWF, UNLESS NOTED OTHERWISE.
- WET CURE FOR 7 DAYS BEFORE APPLYING ANY WHEELED TRAFFIC OR MASONRY PARTITIONS.
- CONTRACTION JOINTS: JOINTS SHALL BE SPACED NO FARTHER THAN 15'-0" O.C. JOINTS SHALL TYPICALLY RUN BETWEEN COLUMNS AND TERMINATE AT A COLUMN ISOLATION POUR. THE LENGTH OF ANY INDIVIDUAL JOINTED AREA SHALL NOT EXCEED 1.5 TIMES ITS WIDTH.
- CONSTRUCTION/COLD JOINTS: TERMINATE DAY'S CONCRETE WORK AT A CONTROL JOINT LOCATION. PROVIDE A KEYWAY OR DOWELS FOR CONTINUATION OF WORK WITH NEXT POUR. CONTINUE 50% OF SLAB REINFORCEMENT THROUGH CONSTRUCTION AND CONTRACTION JOINTS.
- CONCRETE SURFACE SHALL BE HARD STEEL TROWEL FINISH.
- FOR FLOOR FINISH, FLOOR DRAINS, SLAB DEPRESSIONS, AND WATERPROOFING DETAILS SEE ARCHITECTURAL DRAWINGS.
- PROVIDE ONE #4 BAR, 4 FEET LONG, DIAGONAL AT CORNERS AND OPENINGS IN SLABS-ON-GRADE.

TA NUMBER/DWG NUMBER: XXX
 CHECKED BY: XXX
 DRAFTED BY: XXX
 CHECKED BY: XXX
 DESIGNED BY: J.L. MORRIS
 BUREAU DIRECTOR: J.L. MORRIS

ALTERED ON:	AFFIXED ON: 11/15/2023
SIGNATURE: [Signature]	SIGNATURE: [Signature]
STAMP: [Professional Engineer Seal]	
EXP. 12/31/2024	



IT IS A VIOLATION OF LAW FOR ANY PERSON, UNLESS THEY ARE ACTING UNDER THE DIRECTION OF A LICENSED PROFESSIONAL ENGINEER, ARCHITECT, LANDSCAPE ARCHITECT, OR LAND SURVEYOR, TO ALTER AN ITEM IN ANY WAY. IF AN ITEM BEARING THE STAMP OF A LICENSED PROFESSIONAL IS ALTERED, THE ALTERING ENGINEER, ARCHITECT, LANDSCAPE ARCHITECT, OR LAND SURVEYOR SHALL STAMP THE DOCUMENT AND INCLUDE THE NOTATION "ALTERED BY" FOLLOWED BY THEIR SIGNATURE, THE DATE OF SUCH ALTERATION, AND A SPECIFIC DESCRIPTION OF THE ALTERATION.

REVISIONS			
DATE	DESCRIPTION	BY	SYM.



TITLE OF PROJECT: WEEDSPORT-ADDITIONS TO MAINTENANCE SECTION AND ROOF REPLACEMENT	CONTRACT NUMBER: TAS 24-9A
LOCATION OF PROJECT: WEEDSPORT MP 304.2	DATE: 09/27/2022
TITLE OF DRAWING: STRUCTURAL NOTES	DRAWING NUMBER: S801

DESIGN CRITERIA NOTES

1. GENERAL BUILDING CODE

THE CONSTRUCTION DOCUMENTS ARE BASED ON THE REQUIREMENTS OF THE 2020 BUILDING CODE OF NEW YORK STATE.

2. RISK CATEGORY OF BUILDING AND OTHER STRUCTURES

THE BUILDING HAS BEEN ASSIGNED AN RISK CATEGORY IN ACCORDANCE WITH PREVIOUSLY MENTIONED BUILDING CODE WITH THE FOLLOWING CRITERIA:

- A. RISK CATEGORY: II, ALL BUILDINGS AND OTHER STRUCTURES EXCEPT THOSE LISTED IN RISK CATEGORIES I, II, III.

3. DEAD AND LIVE LOADS

- A. THE DEAD LOADS ARE THE SELF WEIGHT OF MATERIALS OF CONSTRUCTION INCORPORATED INTO AND ON THE BUILDING.
- B. THE UNIFORMLY DISTRIBUTED AND/OR CONCENTRATED LIVE LOADS USED IN THE DESIGN OF THE BUILDING ARE BASED ON THE FOLLOWING INTENDED USE OR OCCUPANCIES:
 - a. OFFICE: 50 PSF
 - b. ROOFS: 20 PSF / 300 LB ON MAINTENANCE SURFACE

4. ROOF SNOW LOAD DATA

SNOW LOADS ARE BASED ON CHAPTER 7 OF THE AMERICAN SOCIETY OF CIVIL ENGINEERS, MINIMUM DESIGN LOADS FOR BUILDINGS AND OTHER STRUCTURES, ASCE 7 AND THE FOLLOWING CRITERIA:

- A. GROUND SNOW LOAD (Pg): 50 PSF
- B. FLAT-ROOF SNOW LOAD (Pf): 35 PSF
- C. SNOW EXPOSURE FACTOR (Ce): 1.0
- D. SNOW LOAD IMPORTANCE FACTOR (Is): 1.0
- E. THERMAL FACTOR (Ct): 1.0
- F. SNOW DRIFT: N/A

5. WIND DESIGN DATA

WIND PRESSURES ARE BASED ON CHAPTER 26 OF THE AMERICAN SOCIETY OF CIVIL ENGINEERS, MINIMUM DESIGN LOADS FOR BUILDINGS AND OTHER STRUCTURES, ASCE 7 AND THE FOLLOWING CRITERIA:

- A. ULTIMATE DESIGN WIND SPEED (Vult): 120 MPH (3 SECOND GUST)
- B. NOMINAL DESIGN WIND SPEED (Vasd): 93 MPH
- C. RISK CATEGORY: II
- D. WIND EXPOSURE CATEGORY: B
- E. INTERNAL PRESSURE COEFFICIENT (GCPI): +0.18/-0.18
- F. COMPONENTS AND CLADDING: SEE DIAGRAM ON S802

6. SEISMIC DESIGN DATA

THE STRUCTURE AND COMPONENTS OF THE BUILDING HAVE BEEN DESIGNED IN ACCORDANCE WITH THE PREVIOUSLY MENTIONED BUILDING CODE WITH THE FOLLOWING CRITERIA:

- A. RISK CATEGORY: II
- B. SEISMIC IMPORTANCE FACTOR, Ie: 1.0
- C. 0.2 SEC. MAPPED SPECTRAL ACCELERATION (Ss): 0.139G
- D. 1 SEC. MAPPED SPECTRAL ACCELERATION (S1): 0.050G
- E. SITE CLASS: D
- F. 0.2 SEC SPECTRAL RESPONSE COEFF. (SDS): 0.149G
- G. 1 SEC SPECTRAL RESPONSE COEFF. (SD1): 0.079G
- H. SEISMIC DESIGN CATEGORY: B
- I. BASIC SEISMIC-FORCE RESISTING SYSTEM: ORDINARY REINFORCED CONCRETE SHEAR WALLS
- J. DESIGN SEISMIC BASE SHEAR (KIPS): 5
- K. SEISMIC RESPONSE COEFFICIENT, Cs: 0.0100
- L. RESPONSE MODIFICATION FACTOR, R: 4.00
- M. ANALYTICAL PROCEDURE: EQUIVALENT LATERAL FORCE PROCEDURE (ELFP)

7. SEISMIC DEMANDS ON NONSTRUCTURAL COMPONENTS

SEISMIC DEMAND ON NONSTRUCTURAL COMPONENTS AND CONNECTIONS OF THOSE COMPONENTS TO THE PRIMARY STRUCTURE SHALL BE DESIGNED IN ACCORDANCE WITH THE PREVIOUSLY MENTIONED BUILDING CODE, THE GENERAL SEISMIC CRITERIA LISTED ABOVE, AND THE REQUIREMENTS OF ASCE-7, CHAPTER 13 AS APPROPRIATE.

8. GEOTECHNICAL INFORMATION

THE STRUCTURE HAS BEEN DESIGNED BASED ON THE FOLLOWING:

- A. ALLOWABLE BEARING: 1,500 PSF

9. FLOOD DESIGN CRITERIA

THE BUILDING IS NOT LOCATED IN WHOLE OR IN PART WITHIN A FLOOD HAZARD AREA AS ESTABLISHED PER THE PREVIOUSLY MENTIONED BUILDING CODE.

10. HANDRAILS AND GUARDS (NOT USED).

THE HANDRAIL ASSEMBLIES AND GUARDS SHALL BE DESIGNED FOR 50 PLF OR A CONCENTRATED LOAD OF 200 POUNDS AT ANY POINT APPLIED IN ANY DIRECTION AT THE TOP AND TO TRANSFER THIS LOAD THROUGH THE SUPPORTS TO THE STRUCTURE. THESE LOADS NEED NOT BE ASSUMED TO ACT CONCURRENTLY.

11. INTERIOR WALLS AND PARTITIONS

INTERIOR WALLS AND PARTITIONS THAT EXCEED 6 FEET IN HEIGHT SHALL HAVE ADEQUATE STRENGTH TO RESIST LOADS THEY ARE SUBJECT TO, BUT NOT LESS THAN A HORIZONTAL UNIFORM LOAD OF 5 PSF.

12. FUTURE EXPANSION

NO PROVISIONS HAVE BEEN MADE IN THE STRUCTURAL DESIGN FOR FUTURE HORIZONTAL OR VERTICAL BUILDING EXPANSIONS.

13. RESTRAINED CONSTRUCTION CLASSIFICATION

IN ACCORDANCE WITH ASTM E 119, ALL FLOOR CONSTRUCTION IS CLASSIFIED AS RESTRAINED CONSTRUCTION.


13. ROOF TOP EQUIPMENT ANCHORAGE


ALL ROOF TOP EQUIPMENT CURBS, MECHANICAL EQUIPMENT, TIE DOWNS, AND CONNECTIONS OF ALL EQUIPMENT TO BUILDING STRUCTURE FOR WIND AND SEISMIC LOADING ARE TO BE DESIGNED BY A REGISTERED PROFESSIONAL ENGINEER RETAINED BY THE EQUIPMENT SUPPLIER.

OPEN WEB STEEL JOIST NOTES

1. ALL STEEL OPEN WEB JOISTS SHALL BE DESIGNED, FABRICATED, AND ERECTED IN ACCORDANCE WITH THE "STANDARD SPECIFICATIONS" OF THE STEEL JOIST INSTITUTE (SJI).
2. DESIGN AND INSTALLATION OF BRIDGING SHALL CONFORM TO THE "STANDARD SPECIFICATIONS" OF THE STEEL JOIST INSTITUTE.
3. ALL JOISTS SHALL BE CONNECTED TO SUPPORTING STEEL BY (2) 1/4" FILLET WELDS x 3" LONG, OR TWO 3/4" ANCHOR BOLTS.
4. WHERE HVAC DUCTWORK INTERSECTS DIAGONAL BRIDGING LINES, PROVIDE HORIZONTAL BRIDGING AT TOP AND BOTTOM CHORDS AS FOLLOWS:
 - A. INSTALL DIAGONAL BRIDGING AS TYPICAL DURING INSTALLATION.
 - B. REMOVE DIAGONALS AFTER INSTALLATION AND INSTALL HORIZONTAL BRIDGING.
 - C. HORIZONTAL REPLACEMENT BRIDGING SHALL BE DESIGNED AND SUPPLIED BY JOIST MANUFACTURER.
 - D. REFER TO MECHANICAL DRAWINGS FOR LOCATION AND EXTENT OF OPENINGS.
 - E. AT NO TIME SHALL THIS BE DONE IN TWO CONSECUTIVE BAYS WITHOUT ENGINEER APPROVAL.
5. PROVIDE MINIMUM CAMBER TO JOISTS IN ACCORDANCE WITH THE STEEL JOIST INSTITUTE.
6. PROVIDE BOTTOM CHORD EXTENSIONS TO BOTTOM OF EXTERIOR BEAMS.
7. CONTRACTOR SHALL PROVIDE ANY AND ALL EXTRA STEEL TO FRAME AROUND ANY MECHANICAL ROOF PENETRATIONS. PROVIDE A MINIMUM OF TWO EXTRA JOISTS, SAME SIZES AS SHOWN ON DRAWINGS, FOR EACH AC UNIT LOCATION. SUBMIT PROPOSAL TO ENGINEER FOR REVIEW.
8. CONTRACTOR SHALL SUBMIT SHOP DRAWINGS FOR REVIEW.
9. JOISTS SHALL BE DESIGNED TO SUPPORT A SINGLE CONCENTRATED LOAD OF 300 LBS APPLIED AT ANY BOTTOM CHORD PANEL POINT.

T.A. NUMBER/DWG NUMBER: XXX
CHECKED BY: XXX
DRAFTED BY: XXX
CHECKED BY: XXX
DESIGNED BY: XXX
BUREAU DIRECTOR: J.L. MORRIS

ALTERED ON:	AFFIXED ON: 11/15/2023
SIGNATURE: STAMP:	SIGNATURE: STAMP:
	
EXP. 12/31/2024	



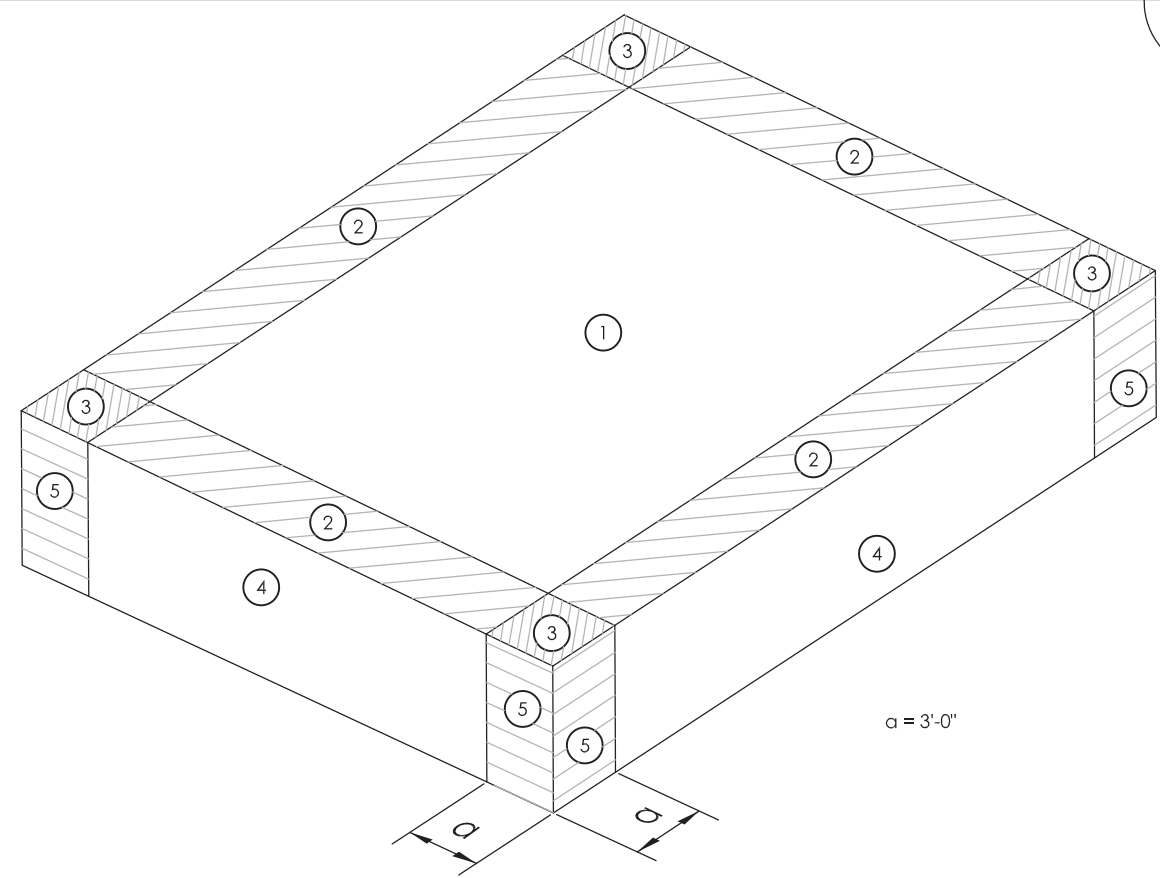
IT IS A VIOLATION OF LAW FOR ANY PERSON, UNLESS THEY ARE ACTING UNDER THE DIRECTION OF A LICENSED PROFESSIONAL ENGINEER, ARCHITECT, LANDSCAPE ARCHITECT, OR LAND SURVEYOR, TO ALTER AN ITEM IN ANY WAY. IF AN ITEM BEARING THE STAMP OF A LICENSED PROFESSIONAL IS ALTERED, THE ALTERING ENGINEER, ARCHITECT, LANDSCAPE ARCHITECT, OR LAND SURVEYOR SHALL STAMP THE DOCUMENT AND INCLUDE THE NOTATION "ALTERED BY" FOLLOWED BY THEIR SIGNATURE, THE DATE OF SUCH ALTERATION, AND A SPECIFIC DESCRIPTION OF THE ALTERATION.

REVISIONS			
DATE	DESCRIPTION	BY	SYM.



TITLE OF PROJECT WEEDSPORT-ADDITIONS TO MAINTENANCE SECTION AND ROOF REPLACEMENT	CONTRACT NUMBER: TAS 24-9A
LOCATION OF PROJECT WEEDSPORT MP 304.2	DATE: 09/27/2022
TITLE OF DRAWING STRUCTURAL NOTES	DRAWING NUMBER: S802

TA NUMBER/DWG/DWG NUMBER
 CHECKED BY: .XXX
 DRAFTED BY: .XXX
 CHECKED BY: .XXX
 DESIGNED BY: .XXX
 BUREAU DIRECTOR: J.L. MORRIS




COMPONENTS AND CLADDING PRESSURES (ASD)					
ZONE	COMPONENT TRIBUTARY AREA				
	10 SQ. FT.	20 SQ. FT.	50 SQ. FT.	100 SQ. FT.	500 SQ. FT.
①	12.0/-21.8 PSF	12.0/-21.2 PSF	12.0/-20.5 PSF	12.0/-19.9 PSF	12.0/-19.9 PSF
②	12.0/-36.5 PSF	12.0/-32.6 PSF	12.0/-27.5 PSF	12.0/-23.6 PSF	12.0/-23.6 PSF
③	12.0/-55.0 PSF	12.0/-45.5 PSF	12.0/-33.1 PSF	12.0/-23.6 PSF	12.0/-23.6 PSF
④	21.8/-23.6 PSF	20.8/-22.6 PSF	19.5/-21.3 PSF	18.5/-20.4 PSF	16.2/-18.1 PSF
⑤	21.8/-29.1 PSF	20.8/-27.2 PSF	19.5/-24.6 PSF	18.5/-22.6 PSF	16.2/-18.1 PSF
OVERHANG 2	-31.4 PSF				
OVERHANG 3	-51.6 PSF				

COMPONENTS AND CLADDING DIAGRAM

1. PRESSURES SHOWN ARE APPLIED NORMAL TO THE SURFACE.
2. PLUS AND MINUS SIGNS SIGNIFY PRESSURES ACTING TOWARD AND AWAY FROM THE SURFACE, RESPECTIVELY.
3. DISTANCE 'A' SHALL BE 3'-0" FOR ALL INSTANCES SHOWN IN THE DIAGRAMS
4. SEE 'DESIGN CRITERIA NOTES' ON DRAWING S-800 FOR OTHER PERTINENT INFORMATION.

ALTERED ON:	AFFIXED ON: 11/15/2023
SIGNATURE: STAMP:	SIGNATURE: STAMP:

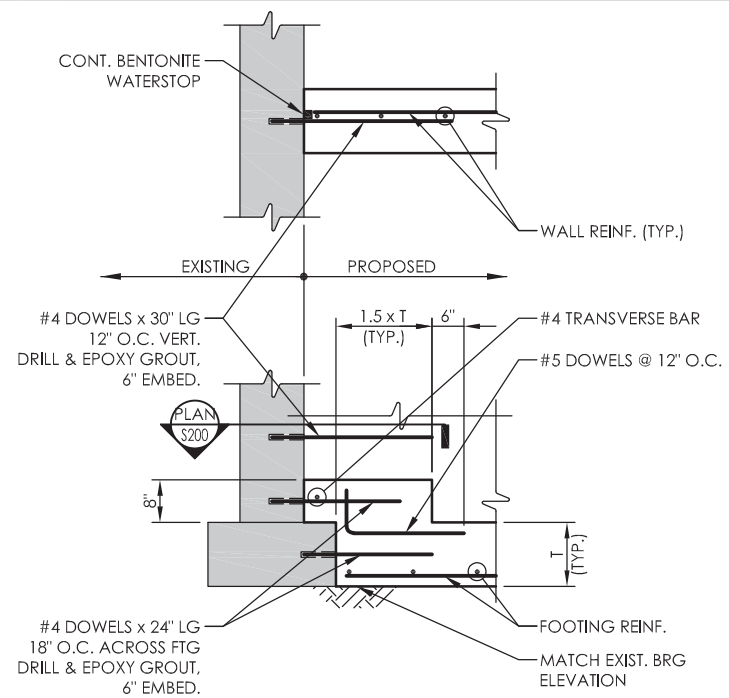


IT IS A VIOLATION OF LAW FOR ANY PERSON, UNLESS THEY ARE ACTING UNDER THE DIRECTION OF A LICENSED PROFESSIONAL ENGINEER, ARCHITECT, LANDSCAPE ARCHITECT, OR LAND SURVEYOR, TO ALTER AN ITEM IN ANY WAY. IF AN ITEM BEARING THE STAMP OF A LICENSED PROFESSIONAL IS ALTERED, THE ALTERING ENGINEER, ARCHITECT, LANDSCAPE ARCHITECT, OR LAND SURVEYOR SHALL STAMP THE DOCUMENT AND INCLUDE THE NOTATION "ALTERED BY" FOLLOWED BY THEIR SIGNATURE, THE DATE OF SUCH ALTERATION, AND A SPECIFIC DESCRIPTION OF THE ALTERATION.

REVISIONS			
DATE	DESCRIPTION	BY	SYM.

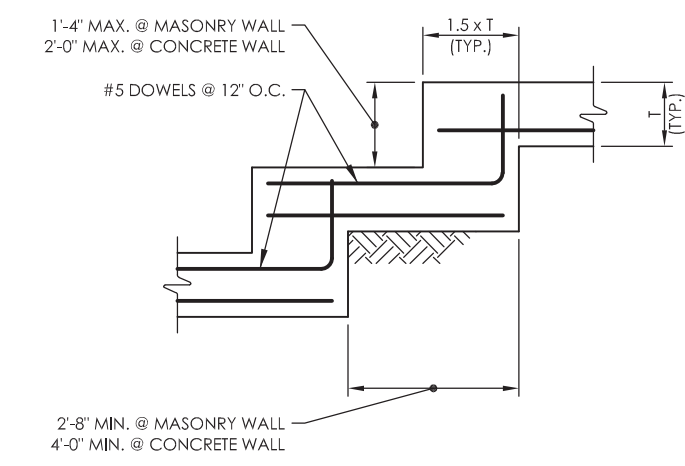


TITLE OF PROJECT WEEDSPORT-ADDITIONS TO MAINTENANCE SECTION AND ROOF REPLACEMENT	CONTRACT NUMBER: TAS 24-9A
LOCATION OF PROJECT WEEDSPORT MP 304.2	DATE: 09/27/2022
TITLE OF DRAWING COMPONENTS AND CLADDING	DRAWING NUMBER: S803



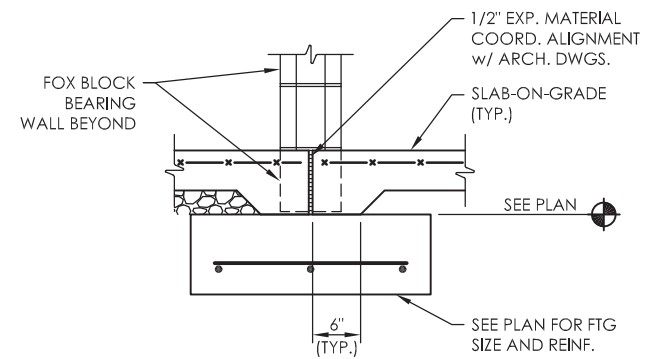
DETAIL NOTES:
1. SEE PLANS FOR EXISTING AND PROPOSED WALL THICKNESS AND REINFORCING.
2. DETAIL SHALL BE USED UNLESS NOTED OTHERWISE ON DRAWINGS.

1
S804
NEW/EXISTING FOUNDATION WALL CONNECTION DETAIL
SCALE: 1/2" = 1'-0"

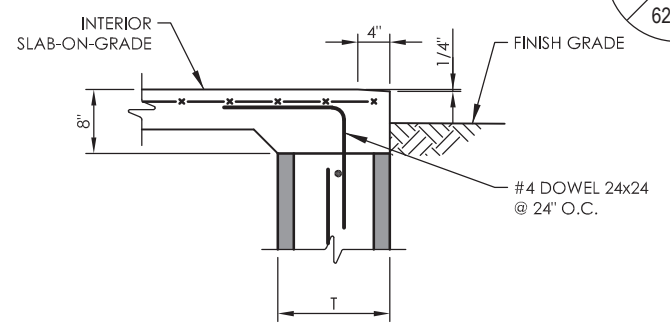


DETAIL NOTES:
1. TRANSVERSE BARS NOT SHOWN FOR CLARITY.

2
S804
STEPPED WALL FOOTING DETAIL
SCALE: 1/2" = 1'-0"

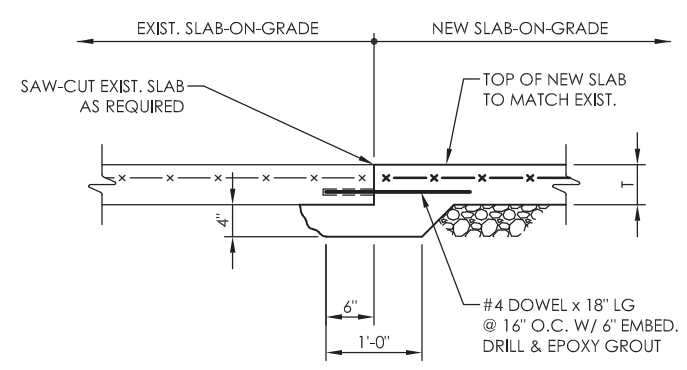


3
S804
INTERIOR THRESHOLD AT MASONRY OPENING DETAIL
SCALE: 3/4" = 1'-0"

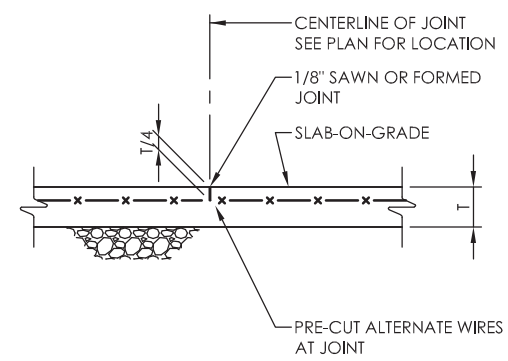


DETAIL NOTES:
1. COORDINATE LOCATION OF FRONT SLOPE WITH ARCHITECTURAL DRAWINGS.
2. REFER TO PLANS AND SECTIONS FOR FURTHER INFORMATION.

4
S804
EXTERIOR THRESHOLD DETAIL
SCALE: 3/4" = 1'-0"

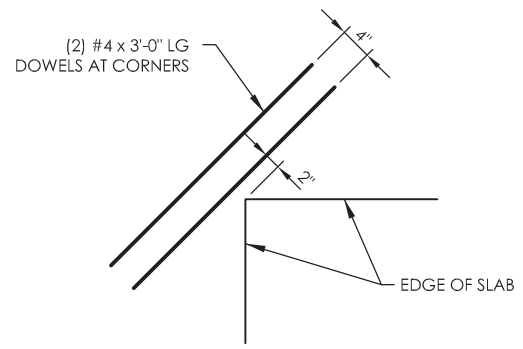


5
S804
NEW TO EXISTING SLAB-ON-GRADE CONNECTION DETAIL
SCALE: 3/4" = 1'-0"



DETAIL NOTES:
1. REFER TO SPECIFICATIONS FOR PROPER JOINT CONSTRUCTION AND TIMING OF PLACEMENT.

6
S804
SLAB-ON-GRADE CONTROL JOINT DETAIL
SCALE: 3/4" = 1'-0"



DETAIL NOTES:
1. THIS DETAIL SHALL ALSO OCCUR AT DOOR OPENINGS.
2. DOWELS SHALL BE LOCATED IN THE TOP OF THE SLAB, WHILE MAINTAINING PROPER COVER.

7
S804
SLAB-ON-GRADE REINFORCING AT RE-ENTRANT CORNERS DETAIL
SCALE: 3/4" = 1'-0"

T.A. NUMBER/DWG. NUMBER: XXX
CHECKED BY: XXX
DRAFTED BY: XXX
CHECKED BY: XXX
DESIGNED BY: XXX
BUREAU DIRECTOR: J.L. MORRIS

ALTERED ON:	AFFIXED ON: 11/15/2023
SIGNATURE: STAMP:	SIGNATURE: STAMP:

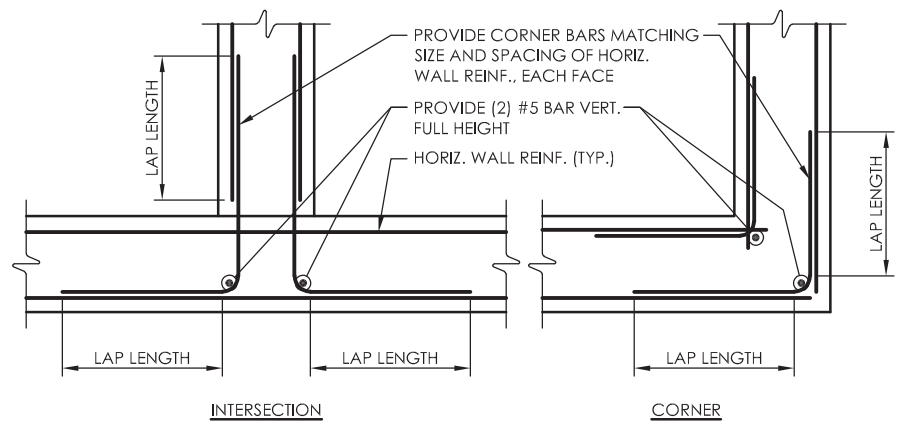
CPL ARCHITECTURE
ENGINEERING
PLANNING
CPLteam.com

IT IS A VIOLATION OF LAW FOR ANY PERSON, UNLESS THEY ARE ACTING UNDER THE DIRECTION OF A LICENSED PROFESSIONAL ENGINEER, ARCHITECT, LANDSCAPE ARCHITECT, OR LAND SURVEYOR, TO ALTER AN ITEM IN ANY WAY. IF AN ITEM BEARING THE STAMP OF A LICENSED PROFESSIONAL IS ALTERED, THE ALTERING ENGINEER, ARCHITECT, LANDSCAPE ARCHITECT, OR LAND SURVEYOR SHALL STAMP THE DOCUMENT AND INCLUDE THE NOTATION "ALTERED BY" FOLLOWED BY THEIR SIGNATURE, THE DATE OF SUCH ALTERATION, AND A SPECIFIC DESCRIPTION OF THE ALTERATION.

REVISIONS			
DATE	DESCRIPTION	BY	SYM.

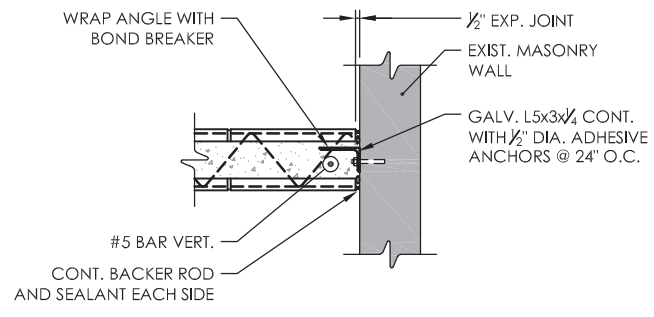


TITLE OF PROJECT WEEDSPORT-ADDITIONS TO MAINTENANCE SECTION AND ROOF REPLACEMENT	CONTRACT NUMBER: TAS 24-9A
LOCATION OF PROJECT WEEDSPORT MP 304.2	DATE: 09/27/2022
TITLE OF DRAWING TYPICAL DETAILS	DRAWING NUMBER: S804



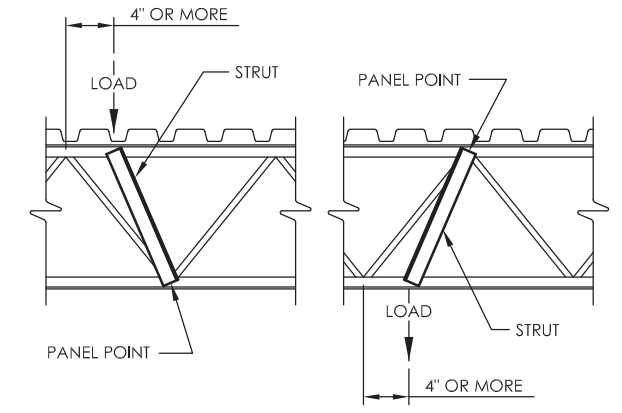
- DETAIL NOTES:**
- VERTICAL WALL REINFORCING NOT SHOW FOR CLARITY.
 - SEE 'CONCRETE REINFORCING SPLICE AND EMBEDMENT' SCHEDULE FOR REQUIRED LAP LENGTHS.
 - COORDINATE W/ FOX BLOCK MANUF. FOR ANY ADDITIONAL REQUIREMENTS.

1
CONCRETE WALL INTERSECTION AND CORNER DETAIL
SCALE: 3/4" = 1'-0"



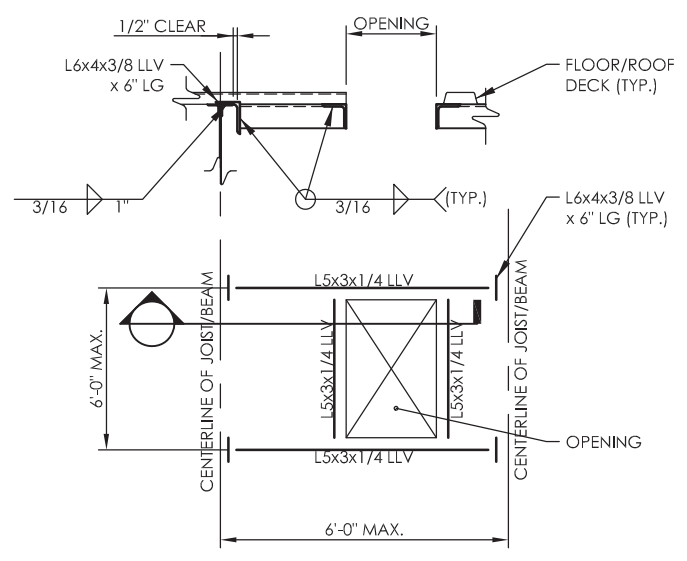
- DETAIL NOTES:**
- REFER TO PLANS AND DETAILS FOR REINFORCING AND PROJECT SPECIFICATIONS AND MANUFACTURER REQUIREMENTS FOR FURTHER FOX BLOCKWALL INFORMATION.

2
NEW / EXISTING MASONRY WALL CONNECTION DETAIL
SCALE: 3/4" = 1'-0"



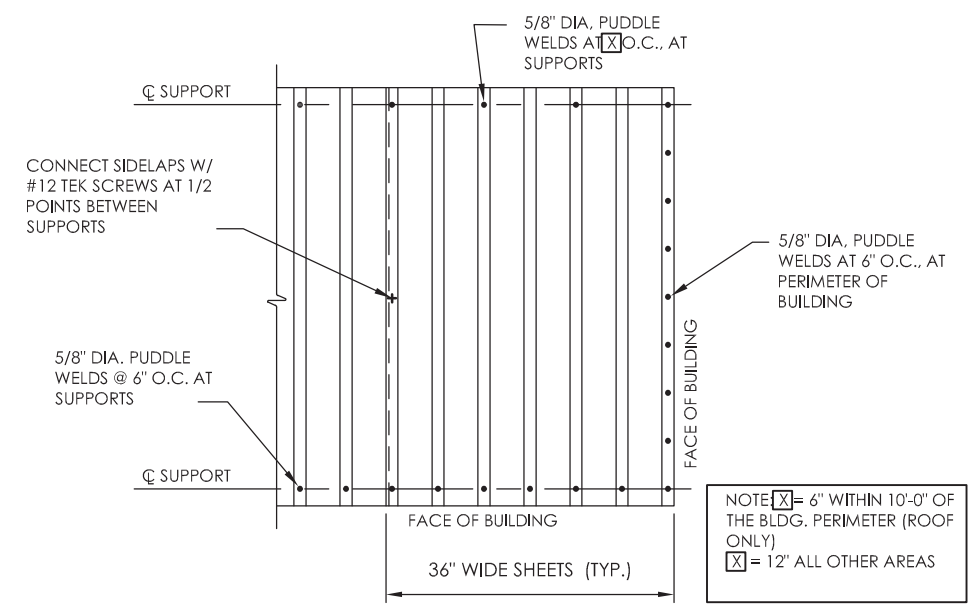
NOTE:
WHEN A CONCENTRATED LOAD EQUAL TO OR GREATER THAN 200 LBS. OCCURS 4" OR MORE FROM A PANEL POINT, A FIELD WELDED STRUT COMPOSED OF (2) L2x2x3/16 SHALL BE ADDED FROM THE POINT OF THE CONCENTRATED LOAD TO THE PANEL POINT ON THE OPPOSITE CHORD.

3
TYP. CONCENTRATED LOAD ON JOIST DETAIL
SCALE: 3/4" = 1'-0"



- DETAIL NOTES:**
- THE ABOVE STEEL SIZES SHALL BE USED UNLESS NOTED OTHERWISE ON THE PLANS.
 - CONTRACTOR TO COORDINATE EQUIPMENT AND OPENING SUPPORTS WITH MECHANICAL CONTRACTOR AND FINAL APPROVED EQUIPMENT SUBMITTAL.

4
ROOF OR FLOOR OPENING SUPPORT DETAIL
SCALE: N.T.S.



NOTE:
[X] = 6" WITHIN 10'-0" OF THE BLDG. PERIMETER (ROOF ONLY)
[] = 12" ALL OTHER AREAS

5
TYP. DECK ATTACHMENT DETAIL
SCALE: N.T.S.

TA NUMBER/DWG NUMBER: XXX
CHECKED BY: XXX
DRAFTED BY: XXX
CHECKED BY: XXX
DESIGNED BY: XXX
BUREAU DIRECTOR: J.L. MORRIS

ALTERED ON: _____ AFFIXED ON: 11/15/2023

SIGNATURE: _____ SIGNATURE: _____
STAMP: _____ STAMP: _____

EXP. 12/31/2024

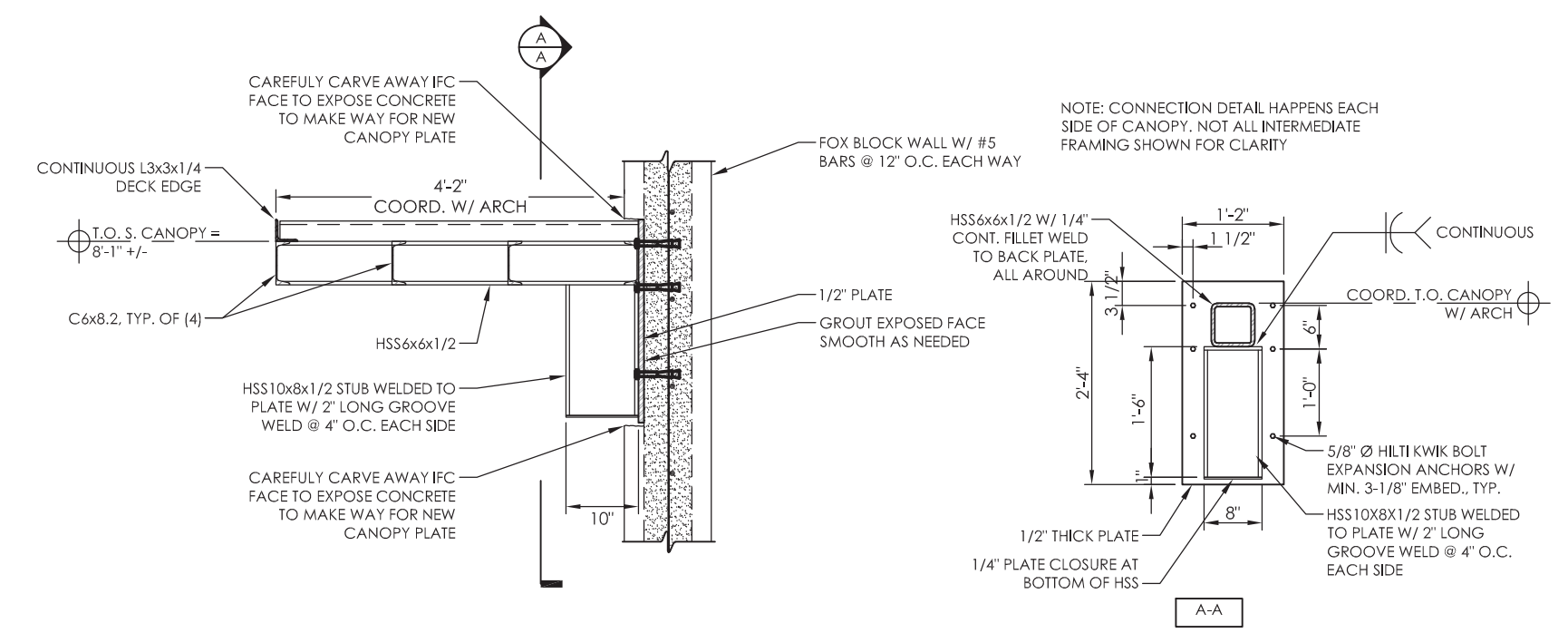
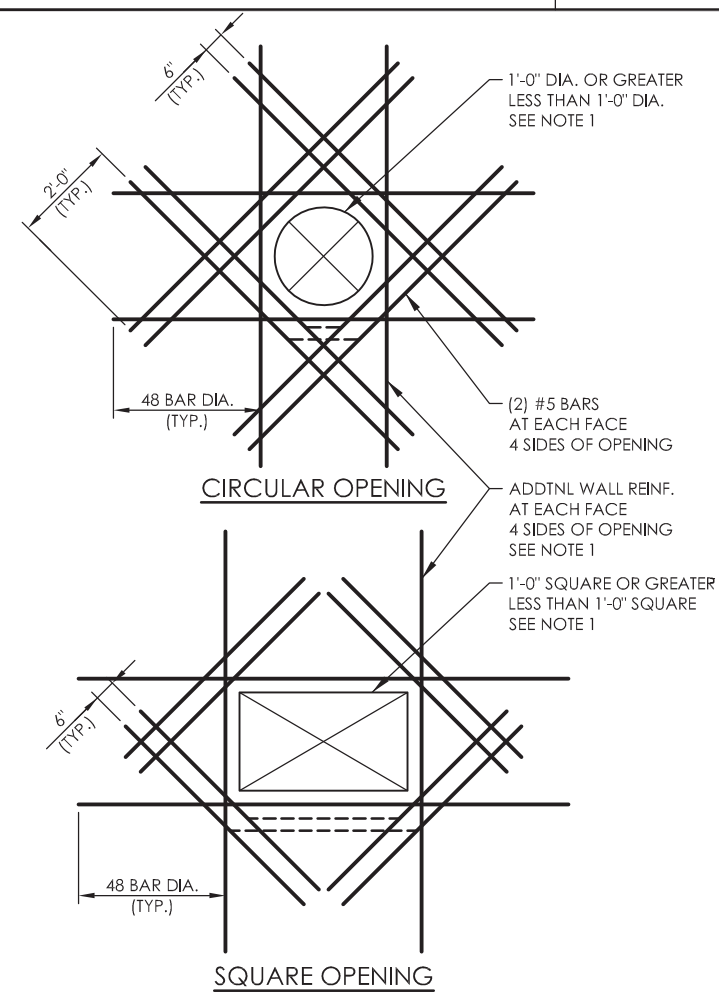
ARCHITECTURE
ENGINEERING
PLANNING
CPLteam.com

IT IS A VIOLATION OF LAW FOR ANY PERSON, UNLESS THEY ARE ACTING UNDER THE DIRECTION OF A LICENSED PROFESSIONAL ENGINEER, ARCHITECT, LANDSCAPE ARCHITECT, OR LAND SURVEYOR, TO ALTER AN ITEM IN ANY WAY. IF AN ITEM BEARING THE STAMP OF A LICENSED PROFESSIONAL IS ALTERED, THE ALTERING ENGINEER, ARCHITECT, LANDSCAPE ARCHITECT, OR LAND SURVEYOR SHALL STAMP THE DOCUMENT AND INCLUDE THE NOTATION "ALTERED BY" FOLLOWED BY THEIR SIGNATURE, THE DATE OF SUCH ALTERATION, AND A SPECIFIC DESCRIPTION OF THE ALTERATION.

REVISIONS			
DATE	DESCRIPTION	BY	SYM.



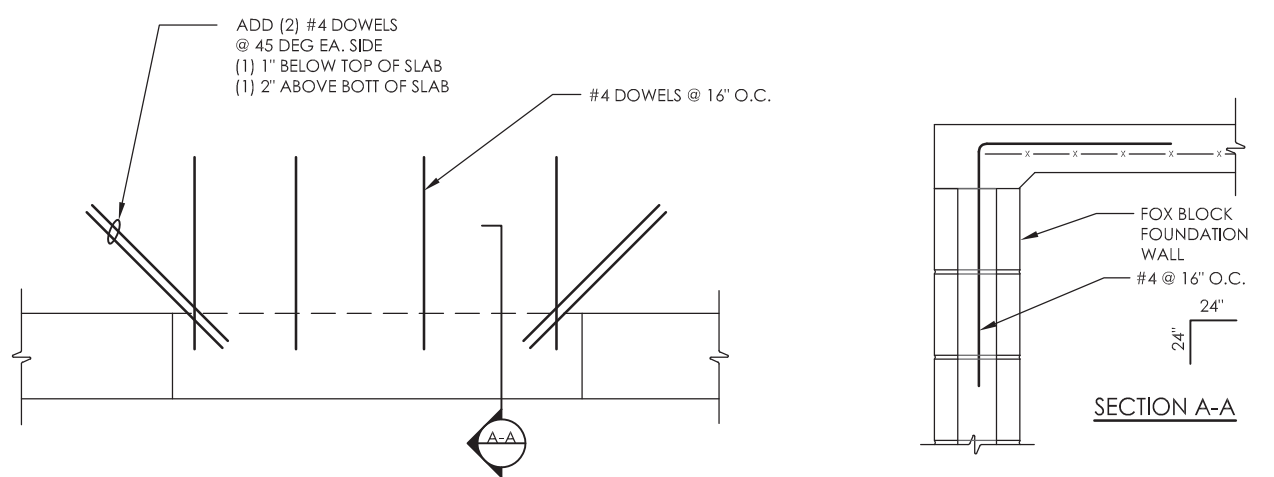
TITLE OF PROJECT WEEDSPORT-ADDITIONS TO MAINTENANCE SECTION AND ROOF REPLACEMENT	CONTRACT NUMBER: TAS 24-9A
LOCATION OF PROJECT WEEDSPORT MP 304.2	DATE: 09/27/2022
TITLE OF DRAWING TYPICAL DETAILS	DRAWING NUMBER: S805



2 TYPICAL CANOPY DETAIL
S806 SCALE: 3/4" = 1'-0"

DETAIL NOTES:
1. FOR OPENINGS WITH SIDES OR DIAMETERS LESS THAN 1'-0" THE WALL REINFORCING SHALL BE ADJUSTED TO CLEAR THE OPENING.
2. REFER TO "FOUNDATION WALL PIPE PENETRATION DETAIL" FOR FURTHER INFORMATION.

1 ADDITIONAL REINFORCING AT FOUNDATION WALL PENETRATION DETAIL
S806 SCALE: N.T.S.



3 SLAB AT DOOR OPENING - JOINT AT SLAB EDGE
S806 SCALE: 3/4" = 1'-0"

TAX NUMBER/DWG NUMBER
CHECKED BY: XXX
DRAFTED BY: XXX
CHECKED BY: XXX
DESIGNED BY: XXX
BUREAU DIRECTOR: J.L. MORRIS

ALTERED ON:	AFFIXED ON: 11/15/2023
SIGNATURE: STAMP:	SIGNATURE: STAMP:

STATE OF NEW YORK
LARRY D. WERTS
LICENSED PROFESSIONAL ENGINEER
084985
EXP. 12/31/2024

ARCHITECTURE
ENGINEERING
PLANNING
CPLteam.com

IT IS A VIOLATION OF LAW FOR ANY PERSON, UNLESS THEY ARE ACTING UNDER THE DIRECTION OF A LICENSED PROFESSIONAL ENGINEER, ARCHITECT, LANDSCAPE ARCHITECT, OR LAND SURVEYOR, TO ALTER AN ITEM IN ANY WAY. IF AN ITEM BEARING THE STAMP OF A LICENSED PROFESSIONAL IS ALTERED, THE ALTERING ENGINEER, ARCHITECT, LANDSCAPE ARCHITECT, OR LAND SURVEYOR SHALL STAMP THE DOCUMENT AND INCLUDE THE NOTATION "ALTERED BY" FOLLOWED BY THEIR SIGNATURE, THE DATE OF SUCH ALTERATION, AND A SPECIFIC DESCRIPTION OF THE ALTERATION.

REVISIONS			
DATE	DESCRIPTION	BY	SYM.



TITLE OF PROJECT WEEDSPORT-ADDITIONS TO MAINTENANCE SECTION AND ROOF REPLACEMENT	CONTRACT NUMBER: TAS 24-9A
LOCATION OF PROJECT WEEDSPORT MP 304.2	DATE: 09/27/2022
TITLE OF DRAWING TYPICAL DETAILS	DRAWING NUMBER: S806

GENERAL CONSTRUCTION NOTES:

1. ALL DRAWINGS ARE GRAPHIC REPRESENTATION OF APPROXIMATE LOCATIONS OF EXISTING AND NEW MATERIALS. IT IS THE CONTRACTOR'S RESPONSIBILITY TO FIELD VERIFY ALL DIMENSIONS, QUANTITIES AND CONDITIONS IN FIELD. ANY DISCREPANCY BETWEEN THE CONSTRUCTION DOCUMENTS AND THE ACTUAL CONDITIONS SHALL BE REPORTED TO THE OWNERS REPRESENTATIVE AND ARCHITECT PRIOR TO BID.
2. CONTRACTOR SHALL VISIT THE SITE AND BECOME FAMILIAR WITH CONDITIONS PRIOR TO COMMENCING WORK. ALL DIMENSIONS AND CONDITIONS ARE TO BE VERIFIED ON FIELD. CONTRACTOR SHALL NOTIFY THE OWNERS REPRESENTATIVE OF ANY DISCREPANCIES FROM THE CONTRACT DOCUMENTS. IN CASE OF DISCREPANCIES BETWEEN THE CONTRACT DOCUMENTS AND ACTUAL FIELD CONDITIONS, THEY SHALL BE REPORTED TO OWNERS REPRESENTATIVE IN WRITING. WORK DONE AFTER THE DISCOVERY OF DISCREPANCIES AND PRIOR TO RECEIPT OF WRITING APPROVAL FOR CORRECTION SHALL BE CONSIDERED THE CONTRACTOR'S OVERSIGHT IN VERIFICATION OF EXISTING CONDITIONS.
3. THE CONTRACTOR IS RESPONSIBLE FOR DAMAGE TO ANY EXISTING FINISHES AND EQUIPMENT TO REMAIN. DAMAGE THAT OCCURRED AS A RESULT OF CONSTRUCTION ACTIVITIES SHALL BE REPAIRED TO THE OWNER/ARCHITECT'S SATISFACTION AT NO COST TO THE OWNER.
4. COORDINATE WITH OWNERS REPRESENTATIVE FOR ACCESS TO THE WORK AREA. THE WORK AREA SHALL BE FENCED AND KEPT SEPARATE FROM ADJACENT BUILDINGS ON OWNER'S SITE.
5. THE CONTRACTOR SHALL PERFORM HIS WORK SO THAT A MINIMUM OF DISRUPTION IS CAUSED TO THOSE PORTIONS OF THE STRUCTURE WHERE THERE IS NO NEW WORK TO BE DONE UNDER THIS CONTRACT. THE PROJECT WILL BE SUBJECT TO THE OPERATING HOURS APPROVED BY THE OWNER.
6. BUILDING EXITS SHALL BE KEPT READILY ACCESSIBLE AND UNOBSTRUCTED AT ALL TIMES.
7. ALL CONSTRUCTION DEBRIS AND REFUSE SHALL BE REMOVED FROM THE AREA OF WORK AT THE END OF EACH WORK DAY AND LEGALLY DISPOSED OF OFF THE PROPERTY. NO BURNING OF DEBRIS OR REFUSE ON SITE IS PERMITTED.
8. DO NOT LEAVE STRUCTURE OR PORTION THEREOF OPEN TO WEATHER NOR INADEQUATELY PROTECTED WHEN WORK IS NOT ACTUALLY IN PROGRESS.
9. DO NOT LOAD OR PERMIT ANY PART OF EXISTING BUILDING TO BE LOADED WITH ANY MATERIAL OR EQUIPMENT THAT MAY ENDANGER ITS STRUCTURAL INTEGRITY. MAINTAIN ACCESS TO OTHER BUILDINGS ON THE SITE AND ALL WALKWAYS SHALL BE KEPT CLEAR AND CLEAN AT ALL TIMES. PROVIDE TEMPORARY FENCE DURING CONSTRUCTION.


DEMOLITION GENERAL NOTES:


1. VERIFY SCOPE OF DEMOLITION WORK IN FIELD .
2. PROTECT ADJACENT SURFACES NOT SCHEDULED FOR DEMOLITION AND REPAIR SURFACES DAMAGED AS A RESULT OF DEMOLITION WORK
3. ALL CONSTRUCTION DEBRIS AND REFUSE SHALL BE REMOVED FROM THE AREA OF WORK AT THE END OF EACH WORK DAY AND LEGALLY DISPOSED OF OFF THE PROPERTY. NO BURNING OF DEBRIS OR REFUSE ON SITE IS PERMITTED.
4. PROTECT EXISTING EXTERIOR WALL MOUNTED LINES, METERS, AND DEVICES THAT ARE TO REMAIN. COORDINATE WITH OWNER FOR TEMPORARY REMOVAL OF EXISTING WALL MOUNTED LINES AND DEVICES. LINES AND DEVICES TO REMAIN SHALL BE TEMPORARILY SUPPORTED UNTIL THE INSTALLATION OF NEW CONSTRUCTION. CONTRACTOR SHALL BE RESPONSIBLE FOR REMOVAL OF EXISTING ABANDONED MATERIALS, EQUIPMENT, ETC. IN THE AREA OF WORK. ALL MATERIAL REMOVED SHALL BE LEGALLY DISPOSED OF.
5. EQUIPMENT AND FURNISHINGS TO BE SALVAGED WILL BE REMOVED BY OWNER PRIOR TO CONSTRUCTION.
6. REFER TO MECHANICAL, ELECTRICAL AND PLUMBING DRAWINGS FOR INFORMATION ON DEMOLITION OF MECHANICAL, ELECTRICAL AND PLUMBING ITEMS.
7. REFER TO CIVIL DEMOLITION PLAN FOR INFORMATION ON DEMOLITION OF SURROUNDING SITE.

ROOF DEMOLITION GENERAL NOTES:

1. CONTRACTOR IS RESPONSIBLE FOR FULL REMOVALS AS PER DRAWINGS AND SPECIFICATIONS
2. CONTRACTOR IS TO DISCONNECT, STORE AND REINSTALL ANY EXISTING BRACKETS, PLATES, CONDUIT, CABLES, EQUIPMENT, LIGHTNING PROTECTION, GROUNDING, LIGHTS, SIGNAGE, ETC. AS REQUIRED TO ACCOMPLISH NEW ROOFING WORK.
3. ALL DIMENSIONS AND QUANTITIES ARE APPROXIMATE. CONTRACTOR SHALL VERIFY ALL DIMENSIONS AND QUANTITIES IN FIELD. IN CASE OF DISCREPANCIES, CONTRACTOR SHALL NOTIFY OWNER'S REPRESENTATIVE IN WRITING IMMEDIATELY, PRIOR TO COMMENCEMENT OF WORK.
4. CONTRACTOR SHALL PROVIDE EXTERIOR STAIR / SCAFFOLDING SYSTEM FOR WORK CREW TO ACCESS ROOFTOP.
5. CONTRACTOR IS REQUIRED TO INSTALL A DEBRIS CHUTE FOR REMOVAL ACTIVITIES AND A HOIST SYSTEM TO TRANSPORT MATERIALS FROM THE GROUND FLOOR TO THE ROOF.
6. CONTRACTOR IS TO REPAIR ALL DEFICIENCIES AT EXISTING ROOF DECK AS EXISTING CONDITIONS REQUIRE, AND AS RECOMMENDED BY ROOFING SYSTEM MANUFACTURER IN ORDER TO RECEIVE THE NEW ROOFING SYSTEM. ROOF DECK SHALL BE ACCEPTED BY ROOFING MANUFACTURER IN WRITING.
7. TEST EXISTING DRAIN PIPING TO THE HOUSE TRAP BEFORE THE START OF DEMOLITION WORK & PROVIDE REPORT. TEST AGAIN AT THE CONCLUSION OF CONSTRUCTION AND REMOVE ANY OBSTRUCTIONS IDENTIFIED DURING EITHER TEST.
8. PROTECT EXISTING DRAINS DURING DEMOLITION & CONSTRUCTION WORK.
9. PROTECT ANY EXISTING LIGHT FIXTURES, CONDUITS, JUNCTION BOXES AND WIRING DURING DEMOLITION AND CONSTRUCTION.
10. PROVIDE TEMPORARY SUPPORT TO ANY EXISTING DUCTS AS FIELD CONDITIONS REQUIRE.
11. RELOCATE ANY EXISTING CONDUITS, JUNCTION BOXES AND WIRING TO ACCEPT NEW INSULATION HEIGHT.
12. PATCH ALL HOLES FROM REMOVAL WORK WITH MATERIAL AND FINISH TO MATCH MATERIAL AND FINISH AT ADJACENT TO PATCHING WORK AREA.

TA NUMBER/DWG/DWG NUMBER
 CHECKED BY: .XXX
 DRAFTED BY: .XXX
 CHECKED BY: .XXX
 DESIGNED BY: .XXX
 BUREAU DIRECTOR: J.L. MORRIS

ALTERED ON:	AFFIXED ON: 11/15/2023
SIGNATURE: STAMP:	



IT IS A VIOLATION OF LAW FOR ANY PERSON, UNLESS THEY ARE ACTING UNDER THE DIRECTION OF A LICENSED PROFESSIONAL ENGINEER, ARCHITECT, LANDSCAPE ARCHITECT, OR LAND SURVEYOR, TO ALTER AN ITEM IN ANY WAY. IF AN ITEM BEARING THE STAMP OF A LICENSED PROFESSIONAL IS ALTERED, THE ALTERING ENGINEER, ARCHITECT, LANDSCAPE ARCHITECT, OR LAND SURVEYOR SHALL STAMP THE DOCUMENT AND INCLUDE THE NOTATION "ALTERED BY" FOLLOWED BY THEIR SIGNATURE, THE DATE OF SUCH ALTERATION, AND A SPECIFIC DESCRIPTION OF THE ALTERATION.

REVISIONS			
DATE	DESCRIPTION	BY	SYM.



TITLE OF PROJECT WEEDSPORT-ADDITIONS TO MAINTENANCE SECTION AND ROOF REPLACEMENT	CONTRACT NUMBER: TAS 24-9A
LOCATION OF PROJECT WEEDSPORT MP 304.2	DATE: 09/27/2022
TITLE OF DRAWING ARCHITECTURAL GENERAL NOTES	DRAWING NUMBER: GN-2

GENERAL ASBESTOS ABATEMENT NOTES:


1. ALL DRAWINGS ARE GRAPHIC REPRESENTATIONS OF APPROXIMATE LOCATIONS OF MATERIALS TO BE ABATED. IT IS THE CONTRACTOR'S RESPONSIBILITY TO FIELD VERIFY EXISTING CONDITIONS AND TO REVIEW THE ASBESTOS INSPECTION SURVEYS (SPEC. SECTION 003126) PRIOR TO SUBMITTING A BID. IF THERE ARE ANY DISCREPANCIES WITH WHAT EXISTS TO WHAT IS INDICATED ON THE CONTRACT DOCUMENTS, THE CONTRACTOR SHALL REPORT SUCH SAID DISCREPANCIES TO THE ARCHITECT PRIOR TO SUBMITTING A BID. IT IS THE INTENT OF THIS PROJECT TO COMPLETELY REMOVE ASBESTOS CONTAINING MATERIALS (LOCATIONS AS INDICATED ON THE PLANS) AND TO PROVIDE A CLEAN & A.C.M. FREE WORK AREA POST-ABATEMENT.
2. THE CONTRACT DRAWING AND SPECIFICATIONS HAVE BEEN PREPARED FOR THE PURPOSE OF REPRESENTING THE SCOPE OF WORK AND ARE MEANT AS A GUIDE ONLY, AND DO NOT LIMIT THE ABATEMENT CONTRACTOR'S RESPONSIBILITY TO SEEK AND REMOVE ALL HAZARDOUS MATERIALS SPECIFIED.
3. DRAWINGS A101 AND A102 ARE DIAGRAMMATIC ONLY. THE ABATEMENT CONTRACTOR SHALL VERIFY ALL JOB SITE CONDITIONS, DIMENSIONS AND QUANTITIES.
4. ALL ABATEMENT PROCEDURES TO BE IN ACCORDANCE WITH STANDARDS SET FORTH BY N.Y.S.D.O.L. INDUSTRIAL CODE RULE 56 AND ALL OTHER APPLICABLE REGULATIONS.
5. THE CONTRACTOR IS RESPONSIBLE FOR DAMAGE TO ANY EXISTING FINISHES AND EQUIPMENT THAT ARE TO REMAIN. ANY DAMAGE SHALL BE REPAIRED AS DIRECTED BY OWNER AT NO ADDITIONAL COST.
6. THE CONTRACTOR IS RESPONSIBLE FOR NOTIFYING THE OWNERS REPRESENTATIVE & ARCHITECT IMMEDIATELY IF ANY UNANTICIPATED ASBESTOS CONTAINING MATERIAL IS ENCOUNTERED DURING ABATEMENT.
7. THE CONTRACTOR SHALL NOT DISTURB ANY A.C.M. DURING PRE-ABATEMENT DEMOLITION ACTIVITIES.
8. THE CONTRACTOR SHALL COORDINATE LOCATION OF ASBESTOS DUMPSTER WITH OWNER'S REPRESENTATIVE. DUMPSTER SHALL BE AN ENCLOSED TYPE AND LOCKABLE.
9. THE CONTRACTOR MAY APPLY FOR PROJECT SPECIFIC VARIANCES. USE OF SUCH VARIANCES IS SUBJECT TO APPROVAL BY THE OWNER.
10. THE ABATEMENT CONTRACTOR IS REQUIRED TO PROVIDE A DETAILED ASBESTOS REMOVAL AND DISPOSAL WORK PLAN IN ACCORDANCE WITH THE PROJECT SPECIFICATIONS PRIOR TO MOBILIZATION.


11. THE ABATEMENT CONTRACTOR HAS THE OPTION TO APPLY FOR AND UTILIZE NYSDOL SITE SPECIFIC VARIANCES FOR ALTERNATIVE ABATEMENT METHODS THAT ARE INCLUDED IN THE APPROVED DETAILED ASBESTOS REMOVAL AND DISPOSAL WORK PLAN.
12. PRIOR TO REGULATED ABATEMENT WORK AREA PREPARATION, THE ABATEMENT CONTRACTOR SHALL COORDINATE WITH THE GENERAL/ROOFING CONTRACTOR. THE NEW YORK STATE THRUWAY AUTHORITY (NYSTA) REPRESENTATIVE AND FACILITY PERSONNEL, ANY SECURITY AND EGRESS ISSUES THAT MAY APPLY TO THE OVERALL PROTECTION AND SAFETY OF THE BUILDING AND OCCUPANTS.
13. THIS PROJECT WILL BE SUBJECT TO THE OPERATING HOURS OF THE FACILITY OR OTHER OPERATING HOURS AS OTHERWISE APPROVED BY NYSTA.
14. THE NYSTA AND NYSTA REPRESENTATIVES HAVE THE AUTHORITY TO STOP THE WORK AT ANY TIME IF WORK IS NOT CONDUCTED IN ACCORDANCE WITH THE SPECIFICATIONS AND APPLICABLE REGULATIONS. THE STOPPAGE OF WORK SHALL CONTINUE UNTIL CONDITIONS HAVE BEEN CORRECTED TO THE SATISFACTION OF NYSTA AND NYSTA'S REPRESENTATIVES. STANDBY TIME TO RESOLVE PROBLEMS SHALL BE AT THE ABATEMENT CONTRACTOR'S EXPENSE.

TEMPORARY PROTECTION NOTES:

1. THE ABATEMENT CONTRACTOR IS INSTRUCTED TO UTILIZE THE LEAST DESTRUCTIVE MEANS AND METHODS POSSIBLE TO REMOVE ASBESTOS CONTAINING AND/OR ASBESTOS - CONTAMINATED MATERIALS AND RESIDUE SO AS TO LEAVE THE SUBSTRATE WHOLE, STRUCTURALLY SOUND, AND NOT REQUIRING EXCESSIVE PATCHING OR REPLACEMENT PRIOR TO TEMPORARY ROOFING AND/OR NEW ROOF INSTALLATION. EXCESSIVE DAMAGE WILL BE THE RESPONSIBILITY OF THE ABATEMENT CONTRACTOR TO REPAIR, PATCH OR REPLACE ALL INADVERTENT DAMAGE.
2. TEMPORARY PROTECTION OF THE EXPOSED ROOF DECKING AND/OR FLASHING (POST REMOVAL) IS THE RESPONSIBILITY OF THE GENERAL/ ROOFING CONTRACTOR. THE ABATEMENT CONTRACTOR IS THEREFORE INSTRUCTED TO COORDINATE ALL ROOF FLASHING ABATEMENT ACTIVITIES WITH GENERAL/ROOFING CONTRACTOR IN ORDER TO MINIMIZE POTENTIAL EXPOSURE/WATER INFILTRATION.

TA NUMBER/DWG/DWG NUMBER
 CHECKED BY: .XXX
 DRAFTED BY: .XXX
 CHECKED BY: .XXX
 DESIGNED BY: .XXX
 BUREAU DIRECTOR: J.L. MORRIS

ALTERED ON:	AFFIXED ON: 11/15/2023
SIGNATURE: STAMP:	



IT IS A VIOLATION OF LAW FOR ANY PERSON, UNLESS THEY ARE ACTING UNDER THE DIRECTION OF A LICENSED PROFESSIONAL ENGINEER, ARCHITECT, LANDSCAPE ARCHITECT, OR LAND SURVEYOR, TO ALTER AN ITEM IN ANY WAY. IF AN ITEM BEARING THE STAMP OF A LICENSED PROFESSIONAL IS ALTERED, THE ALTERING ENGINEER, ARCHITECT, LANDSCAPE ARCHITECT, OR LAND SURVEYOR SHALL STAMP THE DOCUMENT AND INCLUDE THE NOTATION "ALTERED BY" FOLLOWED BY THEIR SIGNATURE, THE DATE OF SUCH ALTERATION, AND A SPECIFIC DESCRIPTION OF THE ALTERATION.

REVISIONS			
DATE	DESCRIPTION	BY	SYM.



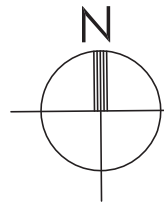
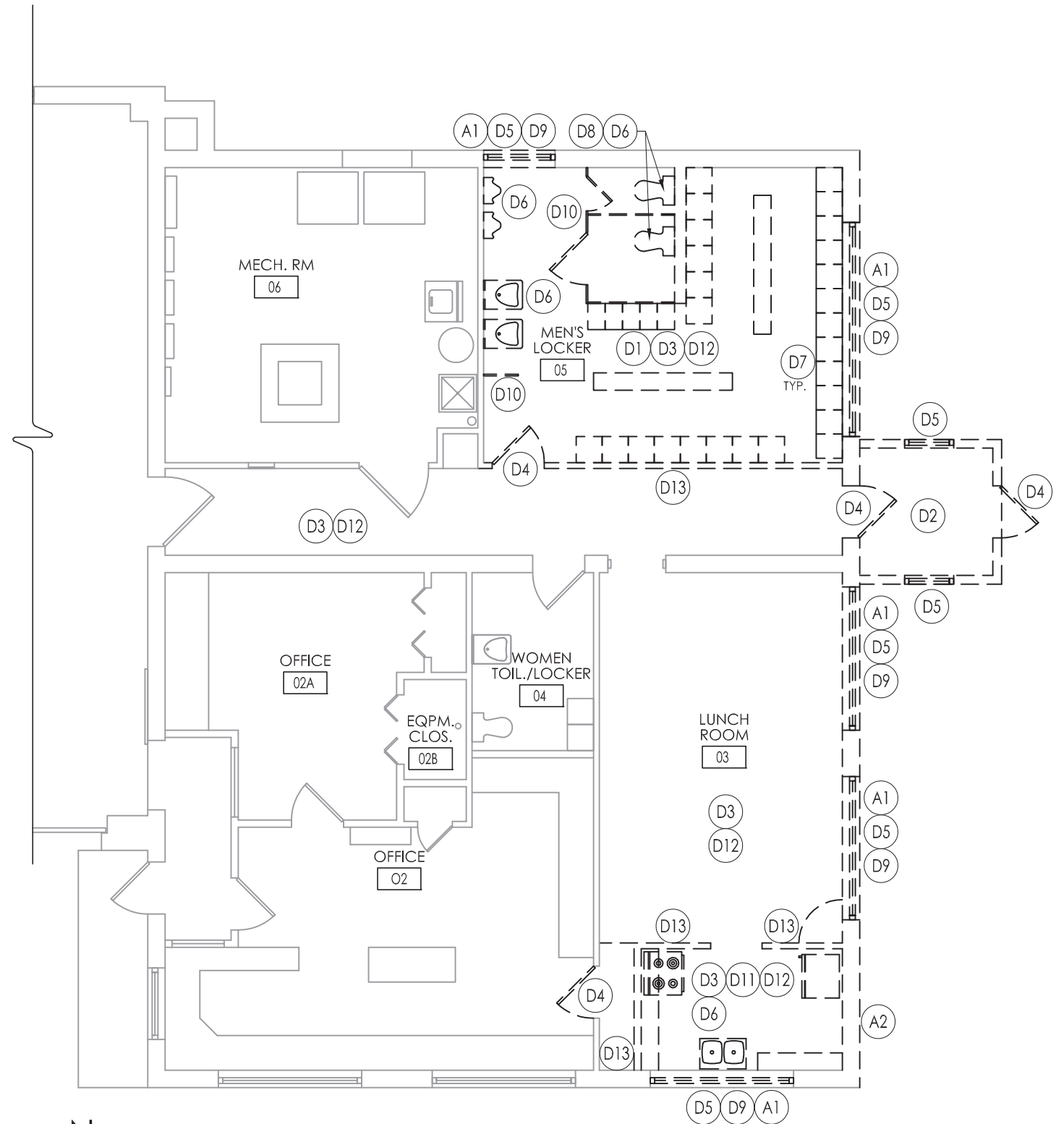
TITLE OF PROJECT WEEDSPORT-ADDITIONS TO MAINTENANCE SECTION AND ROOF REPLACEMENT	CONTRACT NUMBER: TAS 24-9A
LOCATION OF PROJECT WEEDSPORT MP 304.2	DATE: 09/27/2022
TITLE OF DRAWING ARCHITECTURAL GENERAL NOTES	DRAWING NUMBER: GN-3

DEMOLITION KEY NOTES

D1	REMOVE PORTION OF CONCRETE FLOOR SLAB AS REQUIRED FOR INSTALLATION OF NEW UNDER-SLAB PLUMBING.
D2	REMOVE ENTRY VESTIBULE ENCLOSURE.
D3	REMOVE EXISTING CEILING.
D4	REMOVE DOOR, FRAME AND HARDWARE.
D5	REMOVE EXTERIOR WINDOW.
D6	REMOVE PLUMBING FIXTURES.
D7	REMOVE LOCKERS AND LOCKER BASE.
D8	REMOVE TOILET ROOM ACCESSORIES.
D9	REMOVE PORTION OF BRICK SILL TO BE FLUSH WITH WALL BELOW.
D10	REMOVE TOILET PARTITIONS.
D11	REMOVE BUILT-IN SHELVES.
D12	REMOVE EXISTING CERAMIC TILE FLOOR INCLUDING SETTING BED DOWN TO CONCRETE SLAB BELOW. EXISTING CONCRETE WALL BASE IS TO REMAIN WHERE WALL REMAINS.
D13	REMOVE FULL HEIGHT PARTITION WALL.

ASBESTOS ABATEMENT KEY NOTES

A1	WINDOW CAULK REMOVE BY ABATEMENT CAULKING AT PERIMETER OF WINDOW PRIOR TO WINDOW REMOVAL.
A2	MECHANICAL PENETRATION SEAL REMOVE BY ABATEMENT SEALANT AROUND THRU-WALL CONDUIT PENETRATION.



1
A101

DEMOLITION FLOOR PLAN

SCALE: 1/8" = 1'-0"

DESIGNED BY: J.L. MORRIS	ALTERED ON:	AFFIXED ON: 11/15/2023
SIGNATURE: STAMP:		



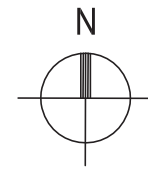
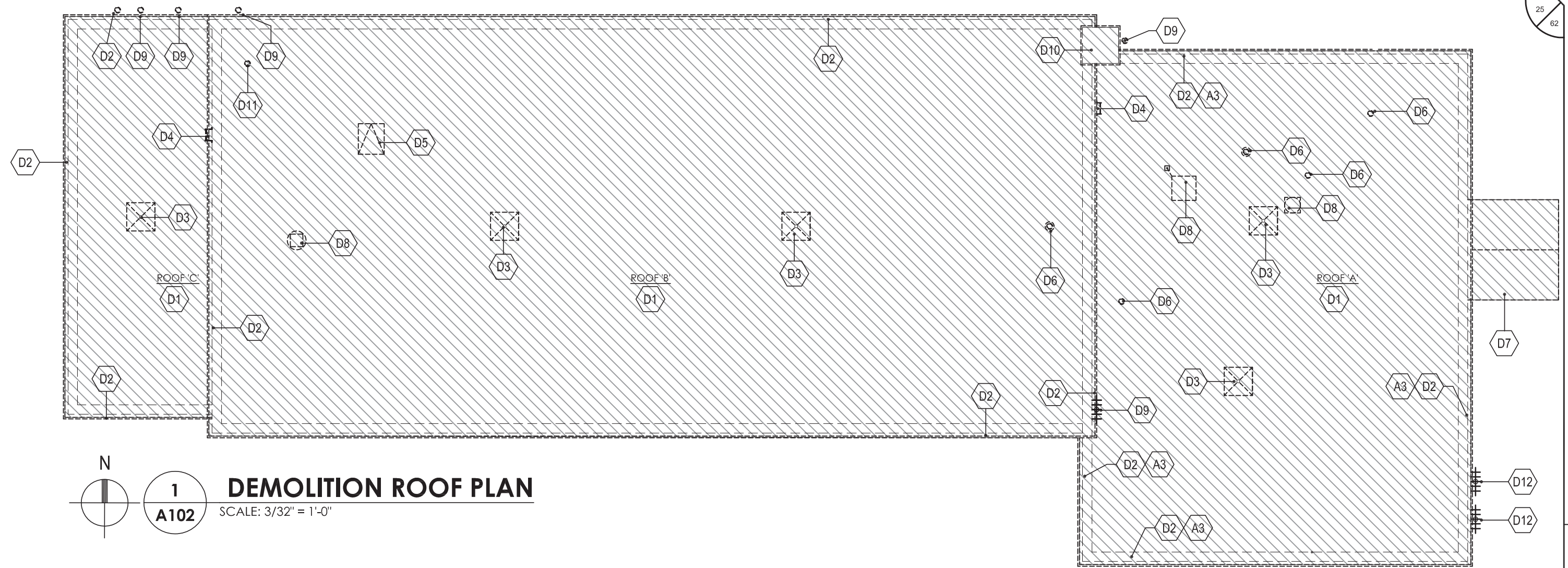
IT IS A VIOLATION OF LAW FOR ANY PERSON, UNLESS THEY ARE ACTING UNDER THE DIRECTION OF A LICENSED PROFESSIONAL ENGINEER, ARCHITECT, LANDSCAPE ARCHITECT, OR LAND SURVEYOR, TO ALTER AN ITEM IN ANY WAY. IF AN ITEM BEARING THE STAMP OF A LICENSED PROFESSIONAL IS ALTERED, THE ALTERING ENGINEER, ARCHITECT, LANDSCAPE ARCHITECT, OR LAND SURVEYOR SHALL STAMP THE DOCUMENT AND INCLUDE THE NOTATION "ALTERED BY" FOLLOWED BY THEIR SIGNATURE, THE DATE OF SUCH ALTERATION, AND A SPECIFIC DESCRIPTION OF THE ALTERATION.

REVISIONS			
DATE	DESCRIPTION	BY	SYM.



TITLE OF PROJECT WEEDSPORT-ADDITIONS TO MAINTENANCE SECTION AND ROOF REPLACEMENT	CONTRACT NUMBER: TAS 24-9A
LOCATION OF PROJECT WEEDSPORT MP 304.2	DATE: 09/27/2022
TITLE OF DRAWING PARTIAL DEMOLITION FLOOR PLAN	DRAWING NUMBER: A-101

TA NUMBER/DWG NUMBER: XXX
 CHECKED BY: XXX
 DRAFTED BY: XXX
 DESIGNED BY: J.L. MORRIS
 BUREAU DIRECTOR: J.L. MORRIS



1
A102

DEMOLITION ROOF PLAN

SCALE: 3/32" = 1'-0"

LEGEND			
DEMOLITION NOTE DESCRIPTION NUMBER	D1	DEPicts A KEY NOTE, SEE KEY NOTE TABLE FOR ADDITIONAL INFORMATION	—
			EXISTING TO REMAIN
		AREA OF REMOVALS	EVp
			EXISTING VENT PIPE TO REMAIN
		REMOVAL WORK	
			EXISTING SUMP PIT AND ROOF DRAIN TO BE REMOVED

TYPICAL ROOF DEMOLITION KEY NOTES			
D1	ROOFING SYSTEM REMOVAL REMOVE EXISTING ROOFING SYSTEM, BASE AND CAP FLASHING TO CONCRETE SUBSTRATE. PROVIDE TEMPORARY ROOF PROTECTION AS REQUIRED.	D8	MECHANICAL CURB FLASHING REMOVE EXISTING FLASHING AT MECHANICAL CURB.
D2	FASCIA REMOVAL REMOVE ENTIRE METAL FASCIA ASSEMBLY AND RELATED ACCESSORIES. REFER TO DETAIL 2/A801.	D9	ADJACENT ITEMS TO REMAIN : PROTECT EXISTING INSTALLATIONS (ANTENNAS, VENT, CONDUIT AND WALL MOUNTED LIGHT) PROJECTING ABOVE THE ROOF DURING DEMOLITION AND NEW WORK.
D3	REMOVAL AT ROOF DRAIN REMOVE EXISTING STRAINER & CLAMPING RING AT ROOF DRAIN.	D10	CHIMNEY CAP : REMOVE EXISTING METAL CAP AND ALL FLASHING AT TOP OF CHIMNEY (INACTIVE)
D4	LADDER REMOVAL REMOVE EXISTING ROOF LADDER AND ANCHORAGE. REFER TO DETAILS 1,3/A803.	D11	REMOVE ABANDONED VENT : REMOVE VENT PIPE AND ASSOCIATED FLASHING. CAP PENETRATION BELOW NEW INSULATION LAYER.
D5	ROOF HATCH REMOVAL REMOVE EXISTING HATCH IN ITS ENTIRETY, INCLUDING ROOF CURB. REFER DETAIL 2/A802.	D12	SALVAGE ANTENNAS: REMOVE AND SALVAGE FOR REUSE/ RELOCATION EXISTING ANTENNAS.
D6	VENT PIPE FLASHING. REMOVE EXISTING FLASHING AT VENT THROUGH ROOF.	A3	CAULK ABATEMENT: REMOVE BY ABATEMENT CAULKING AROUND EDGE OF ROOF PRIOR TO ROOF EDGE REMOVAL
D7	EXISTING ENTRY VESTIBULE REMOVE EXISTING METAL ROOF AND STRUCTURE.		

DESIGNED BY: SIGNATURE: STAMP:	ALTERED ON: AFFIXED ON: 11/15/2023

**ARCHITECTURE
ENGINEERING
PLANNING**
 CPLteam.com

IT IS A VIOLATION OF LAW FOR ANY PERSON, UNLESS THEY ARE ACTING UNDER THE DIRECTION OF A LICENSED PROFESSIONAL ENGINEER, ARCHITECT, LANDSCAPE ARCHITECT, OR LAND SURVEYOR, TO ALTER AN ITEM IN ANY WAY. IF AN ITEM BEARING THE STAMP OF A LICENSED PROFESSIONAL IS ALTERED, THE ALTERING ENGINEER, ARCHITECT, LANDSCAPE ARCHITECT, OR LAND SURVEYOR SHALL STAMP THE DOCUMENT AND INCLUDE THE NOTATION "ALTERED BY" FOLLOWED BY THEIR SIGNATURE, THE DATE OF SUCH ALTERATION, AND A SPECIFIC DESCRIPTION OF THE ALTERATION.

REVISIONS			
DATE	DESCRIPTION	BY	SYM.

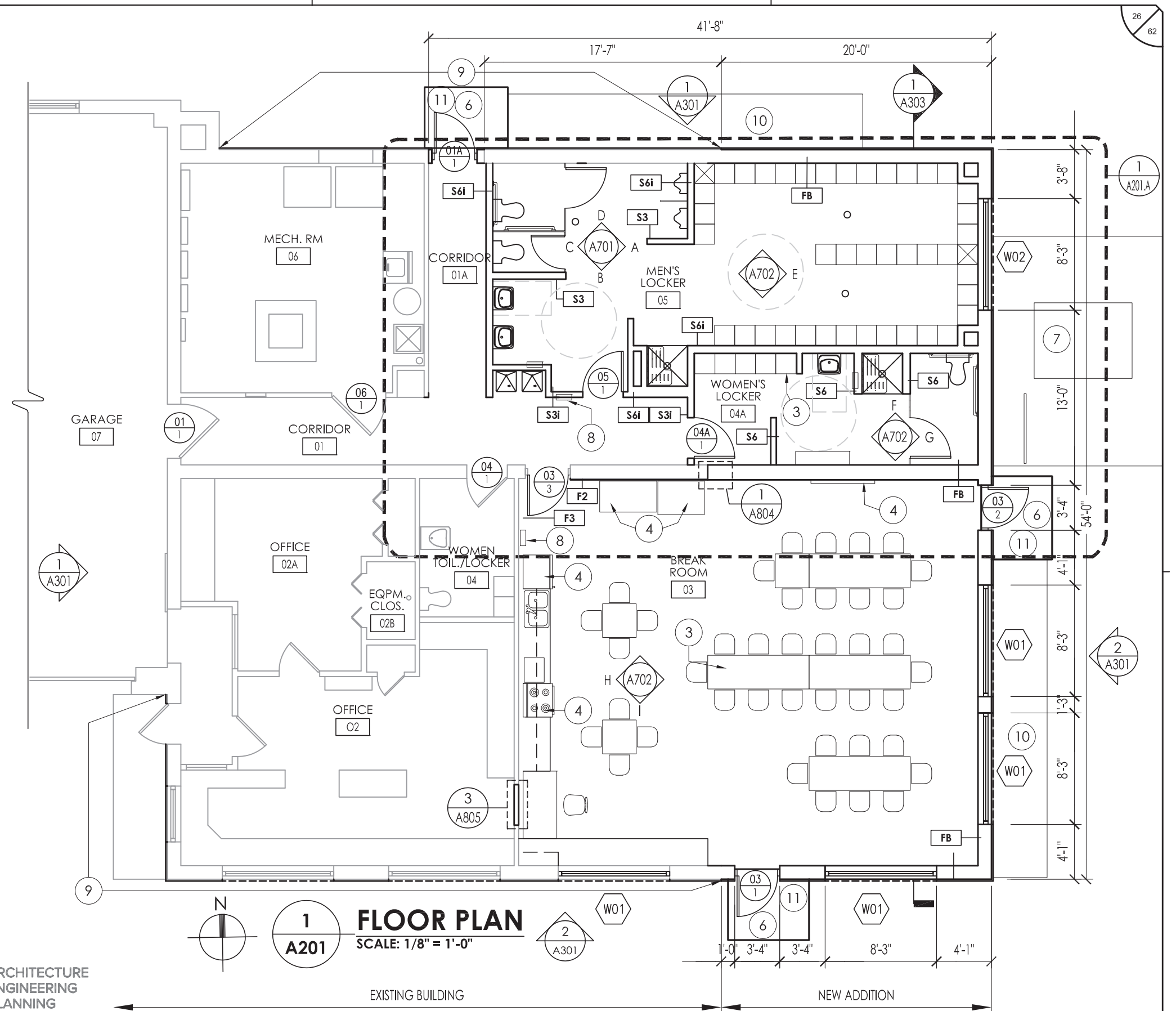


TITLE OF PROJECT WEEDSPORT-ADDITIONS TO MAINTENANCE SECTION AND ROOF REPLACEMENT	CONTRACT NUMBER: TAS 24-9A
LOCATION OF PROJECT WEEDSPORT MP 304.2	DATE: 04/28/2023
TITLE OF DRAWING DEMOLITION ROOF PLAN	DRAWING NUMBER: A-102

KEY CONSTRUCTION NOTES:

- ① PATCH EXISTING MASONRY WALL SMOOTH AFTER REMOVAL OF ADJACENT / CONNECTING MASONRY WALL - TYPICAL.
- ② FILL IN EXISTING OPENING WITH METAL STUD AND GYP. BOARD CONSTRUCTION.
- ③ FURNITURE BY OWNER.
- ④ EQUIPMENT BY OWNER.
- ⑤ PATCH EXISTING CMU WALL INCLUDING ALL PENETRATIONS FROM FORMER PLUMBING AND FASTENERS. PROVIDE SKIM COAT FULL HEIGHT OF WALL AND PAINT.
- ⑥ NEW FROST SLAB AT DOORWAYS. SEE CIVIL DRAWINGS
- ⑦ NEW AHU-1 ON CONCRETE PAD. SEE MECHANICAL DRAWINGS.
- ⑧ FIRE EXTINGUISHER AND CABINET, AND FE SIGN. REFER TO SPECIFICATION SECTION 104413 FOR ADDITIONAL INFO.
- ⑨ INSTALL NEW METAL WALL PANELS OVER EXISTING WALL-REFER TO DETAILS ON DWG A902.
- ⑩ NEW 4" WIDE CONCRETE SIDEWALK. SEE CIVIL DRAWINGS.
- ⑪ PROVIDE TRUSS CONSTRUCTION IDENTIFICATION SIGN ON DOOR, REFER TO SPECIFICATION SECTION 104413 FOR ADDITIONAL INFO.

NOTE:
PROVIDE IN-WALL BLOCKING FOR MOUNTING AT ALL ACCESSORIES LOCATIONS. REFER DWG A701/A702




TA NUMBER/DWG NUMBER: XXX
 CHECKED BY: XXX
 DRAFTED BY: XXX
 CHECKED BY: XXX
 DESIGNED BY: XXX
 BUREAU DIRECTOR: J.L. MORRIS

ALTERED ON:
SIGNATURE:
STAMP:

AFFIXED ON: 11/15/2023

SIGNATURE: STA

EXP. 03/31/2026



IT IS A VIOLATION OF LAW FOR ANY PERSON, UNLESS THEY ARE ACTING UNDER THE DIRECTION OF A LICENSED PROFESSIONAL ENGINEER, ARCHITECT, LANDSCAPE ARCHITECT, OR LAND SURVEYOR, TO ALTER AN ITEM IN ANY WAY. IF AN ITEM BEARING THE STAMP OF A LICENSED PROFESSIONAL IS ALTERED, THE ALTERING ENGINEER, ARCHITECT, LANDSCAPE ARCHITECT, OR LAND SURVEYOR SHALL STAMP THE DOCUMENT AND INCLUDE THE NOTATION "ALTERED BY" FOLLOWED BY THEIR SIGNATURE, THE DATE OF SUCH ALTERATION, AND A SPECIFIC DESCRIPTION OF THE ALTERATION.

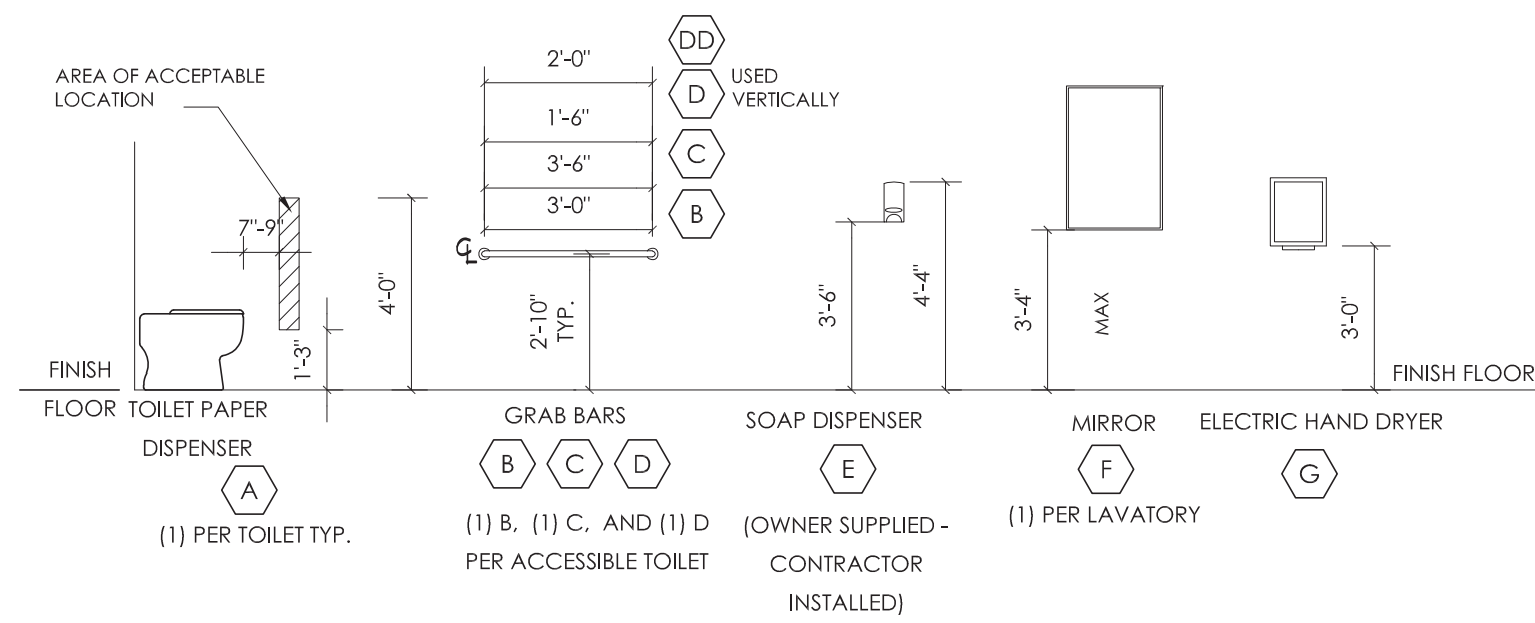
REVISIONS			
DATE	DESCRIPTION	BY	SYM.



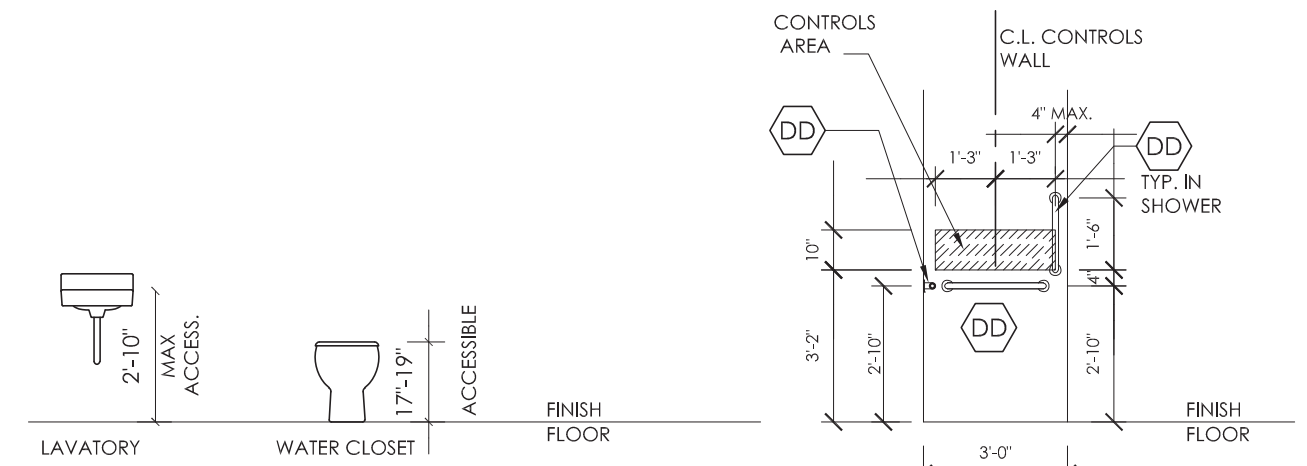
TITLE OF PROJECT: WEEDSPORT-ADDITIONS TO MAINTENANCE SECTION AND ROOF REPLACEMENT
 LOCATION OF PROJECT: WEEDSPORT MP 304.2
 TITLE OF DRAWING: PARTIAL FLOOR PLAN

CONTRACT NUMBER: TAS 24-9A
 DATE: 04/28/2023
 DRAWING NUMBER: A-201

TA NUMBER/DWG/DWG NUMBER
 CHECKED BY: XXX
 DRAFTED BY: XXX
 CHECKED BY: XXX
 DESIGNED BY: XXX
 BUREAU DIRECTOR: J.L. MORRIS

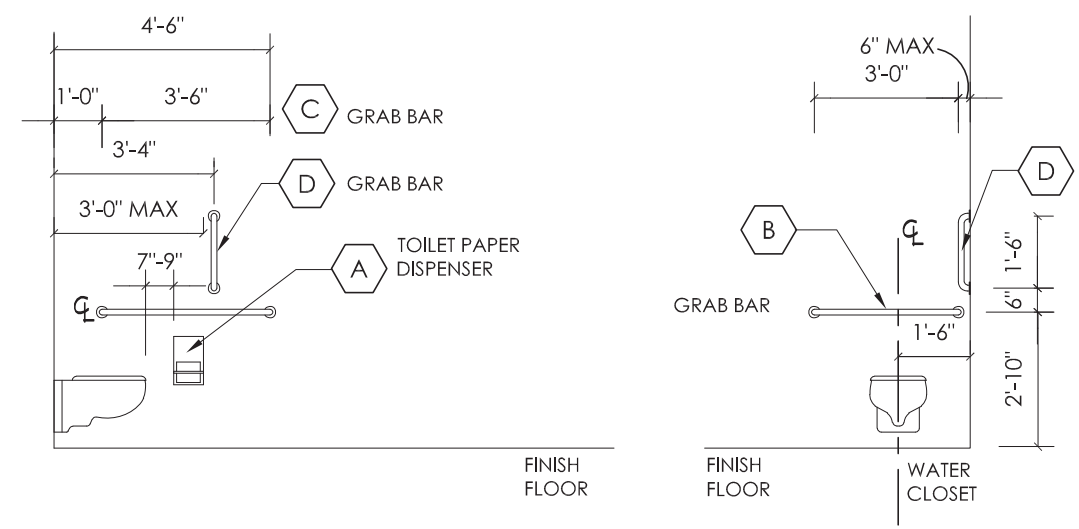


PLUMBING FIXTURES LEGEND
 SCALE: 1/4" = 1'-0"



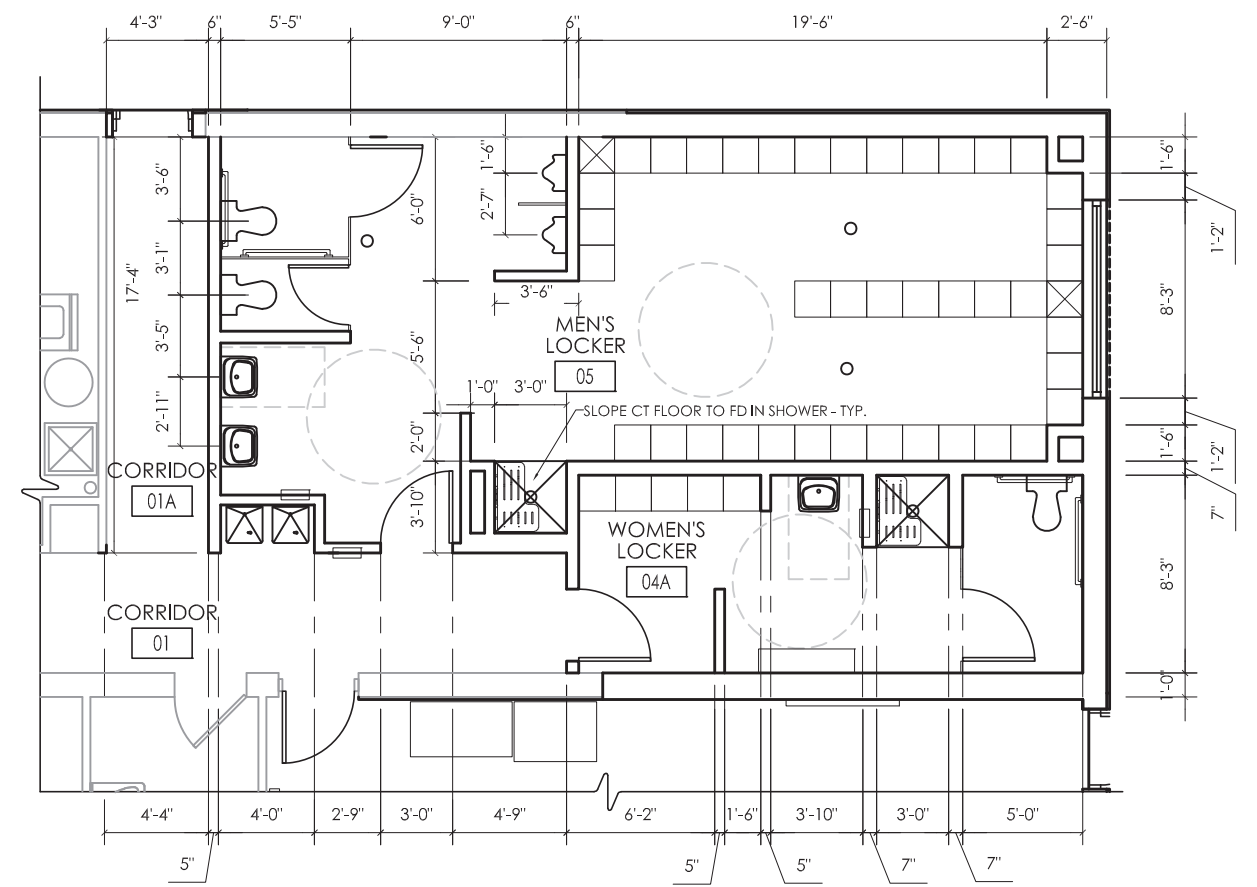
TOILET ROOM ACCESSORIES LEGEND
 SCALE: 1/4" = 1'-0"

NOTES:
 1. DIMENSIONS REFLECT MOUNTING HEIGHT ABOVE FINISH FLOOR.
 2. REFER TO FLOOR PLANS AND INTERIOR ELEVATIONS FOR LOCATION FOR ACCESSORIES.




TYPICAL ACCESSORIES LOCATIONS AT TOILET
 SCALE: 1/4" = 1'-0"

REFER TO FIXTURES AND ACCESSORIES LEGENDS FOR OTHER MOUNTING HEIGHTS



1 LOCKER ROOM DIMENSION PLAN
 SCALE: 1/8" = 1'-0"

ALTERED ON: _____
 AFFIXED ON: 11/15/2023
 SIGNATURE: _____
 STAMP: _____
 EXP. 03/31/2026



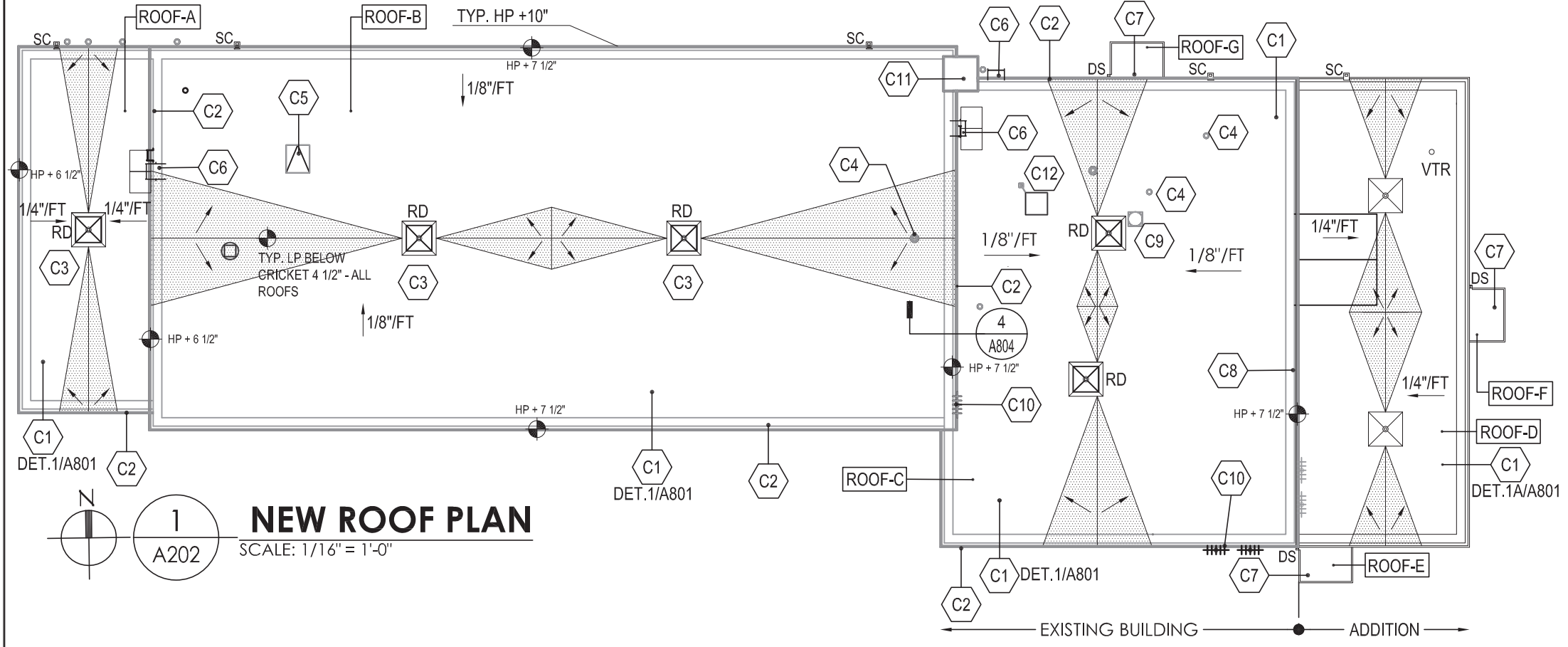
IT IS A VIOLATION OF LAW FOR ANY PERSON, UNLESS THEY ARE ACTING UNDER THE DIRECTION OF A LICENSED PROFESSIONAL ENGINEER, ARCHITECT, LANDSCAPE ARCHITECT, OR LAND SURVEYOR, TO ALTER AN ITEM IN ANY WAY. IF AN ITEM BEARING THE STAMP OF A LICENSED PROFESSIONAL IS ALTERED, THE ALTERING ENGINEER, ARCHITECT, LANDSCAPE ARCHITECT, OR LAND SURVEYOR SHALL STAMP THE DOCUMENT AND INCLUDE THE NOTATION "ALTERED BY" FOLLOWED BY THEIR SIGNATURE, THE DATE OF SUCH ALTERATION, AND A SPECIFIC DESCRIPTION OF THE ALTERATION.

REVISIONS			
DATE	DESCRIPTION	BY	SYM.



TITLE OF PROJECT WEEDSPORT-ADDITIONS TO MAINTENANCE SECTION AND ROOF REPLACEMENT	CONTRACT NUMBER: TAS 24-9A
LOCATION OF PROJECT WEEDSPORT MP 304.2	DATE: 09/27/2022
TITLE OF DRAWING LOCKER ROOMS - DIMENSION PLAN AND TYP. ACCESSORIES DETAILS	DRAWING NUMBER: A-201.A

T.A. NUMBER/DWG NUMBER: XXX
CHECKED BY: XXX
DRAFTED BY: XXX
DESIGNED BY: XXX
BUREAU DIRECTOR: J.L. MORRIS



ROOF INSULATION ATTACHMENT NOTES :

1. INSTALL R-30 INSULATION IN MINIMUM OF (2) LAYERS. THE TOTAL R-VALUE IS R-30
2. FIRST LAYER OF INSULATION MAY BE MECHANICALLY FASTENED TO THE ROOF DECK.
3. SECOND AND NEXT LAYERS OF INSULATIONS SHALL BE ADHERED TO THE FIRST LAYER .
4. MECHANICAL ONLY ATTACHMENT OF ROOF INSULATION IS NOT PERMITTED.

GENERAL ROOF BLOCKING ATTACHMENT GUIDE :

1. SECURE 2x WOOD BLOCKING TO METAL DECK WITH (2) ROWS OF #10 GALVANIZED STEEL SCREWS @ 24" O.C. PROVIDE GALVANIZED STEEL WASHERS, 1" OUTSIDE DIAMETER, UNDER SCREW HEADS.
2. SECURE 2x WOOD BLOCKING TO CONCRETE BLOCK, OR MASONRY, WITH 1/2" DIAMETER ANCHOR BOLTS @ 48" O.C. (STAGGERED IF NAILER IS WIDER THAN 6"). BOLTS SHALL BE SPACED EVERY 24" WITH IN 96" OF A CORNER CONDITION.
3. SECURE 2x WOOD BLOCKING TO 2x WOOD BLOCKING WITH (2) ROWS OF NAILS STAGGERED (SPACING IN ANY ONE ROW SHALL NOT EXCEED 24"). SPACING SHALL NOT EXCEED 12" WITHIN 96" OF A CORNER CONDITION. NAILS SHALL PENETRATE 1-1/4" W/ 100 LBS. PER NAIL WITHDRAWAL RESISTANCE.
4. MINIMUM SIZE OF 2X BLOCKING FOR ROOF EDGE ATTACHMENT IS 2X6.

SYMBOLS LEGEND

CONSTRUCTION NOTE DESCRIPTION NUMBER		DEPicts A KEY NOTE, SEE KEY NOTE TABLE FOR ADDITIONAL INFORMATION	EVP		EXTENDED VENT PIPE
		ROOF CRICKET TYP. CRICKET SLOPE =2X ROOF SLOPE	EJ		EXPANSION JOINT
		ROOF DRAIN	HP		HIGH POINT OF INSULATION
		ROOF DRAIN SUMP AREA, SLOPE 1/2" / FT	LP		LOW POINT OF INSULATION
		NEW VENT THROUGH ROOF	←		SLOPE DIRECTION
			EF		EXHAUST FAN ON ROOF CURB
			ETR		EXISTING TO REMAIN
			SC		SCUPPER FOR SECONDARY DRAIN (TYP.)
			DS		DOWNSPOUT TO SPLASH BLOCK ON GRADE

ROOF SCHEDULE


ROOF	DECK MATERIAL	EXISTING ROOFING SYSTEM	NEW ROOFING SYSTEM
ROOF 'A', 'B', & 'C'	EXISTING CONC. PLANK DECK	INSULATION MEMBRANE ROOF	TAPERED ROOF INSULATION, EPDM ROOF SYSTEM
ROOF 'D'	METAL ROOF DECK	---	TAPERED ROOF INSULATION, EPDM ROOF SYSTEM
ROOF 'E', 'F', & 'G'	METAL ROOF DECK	---	TAPERED ROOF INSULATION TO FORM SLOPE, EPDM ROOF SYSTEM

NEW ROOF CONSTRUCTION KEY NOTES

ITEM NO.	DESCRIPTION
C1	EPDM ROOFING SYSTEM PROVIDE ONE-PLY EPDM NON-REINFORCED INSULATED ROOFING SYSTEM - REFER TO SPECIFICATIONS AND DETAILS 1/A801 AND 1A/A801
C2	FASCIA SYSTEM PROVIDE ALUMINUM FASCIA AND LEDGE ENCLOSURE. REFER TO DETAIL 3/A801
C3	RETROFIT ROOF DRAIN - AT EXISTING ROOF PROVIDE ROOF DRAIN PIPE EXTENSION, NEW CLAMPING RING AND STRAINER, REFER TO DETAIL 1/A802
C4	VENT PIPE EXTENSION EXTEND EXISTING VENT PIPE. PROVIDE BASE FLASHING AND. REFER TO DETAIL 4/A802
C5	SEAL EXISTING ROOF HATCH OPENING- REFER 3/A802
C6	ROOF LADDER PROVIDE OSHA COMPLIANT METAL LADDER SYSTEM. REFER TO SPECIFICATIONS AND DETAILS ON DWG A803. PROVIDE ROOF WALKWAY PAD AT LOW END.
C7	NEW CANOPY ROOF. REFER TO DETAIL 1/A805
C8	EXPANSION JOINT SYSTEM PROVIDE ROOF EXPANSION JOINT SYSTEM, REFER TO DETAIL 2/A804. MATCH HIGH POINT OF INSULATION ON BOTH SIDES OF EXPANSION JOINT.
C9	EXTENDED ROOF CURB PROVIDE CURB EXTENSION ABOVE TOP OF INSULATION. PROVIDE FLASHING PER ROOF MANUFACTURER.
C10	SALVAGED ANTENNA PROPOSED LOCATIONS TO REINSTALL SALVAGED ANTENNAS - COORDINATE WITH OWNER.
C11	EXISTING CHIMNEY PROVIDE NEW METAL CAP ON EXISTING INACTIVE CHIMNEY. REFER TO DETAIL 2/A805.
C12	PROVIDE NEW EQUIPMENT SUPPORT RAILS WITH WOOD NAILERS FOR RE-MOUNTING OF EXISTING CU TO BE REUSED. PROVIDE NEW BOOT/ PITCH POCKET FOR ELECTRIC CABLING.

ALTERED ON: _____ AFFIXED ON: 11/15/2023

SIGNATURE: _____ STAMP: _____



IT IS A VIOLATION OF LAW FOR ANY PERSON, UNLESS THEY ARE ACTING UNDER THE DIRECTION OF A LICENSED PROFESSIONAL ENGINEER, ARCHITECT, LANDSCAPE ARCHITECT, OR LAND SURVEYOR, TO ALTER AN ITEM IN ANY WAY. IF AN ITEM BEARING THE STAMP OF A LICENSED PROFESSIONAL IS ALTERED, THE ALTERING ENGINEER, ARCHITECT, LANDSCAPE ARCHITECT, OR LAND SURVEYOR SHALL STAMP THE DOCUMENT AND INCLUDE THE NOTATION "ALTERED BY" FOLLOWED BY THEIR SIGNATURE, THE DATE OF SUCH ALTERATION, AND A SPECIFIC DESCRIPTION OF THE ALTERATION.

REVISIONS

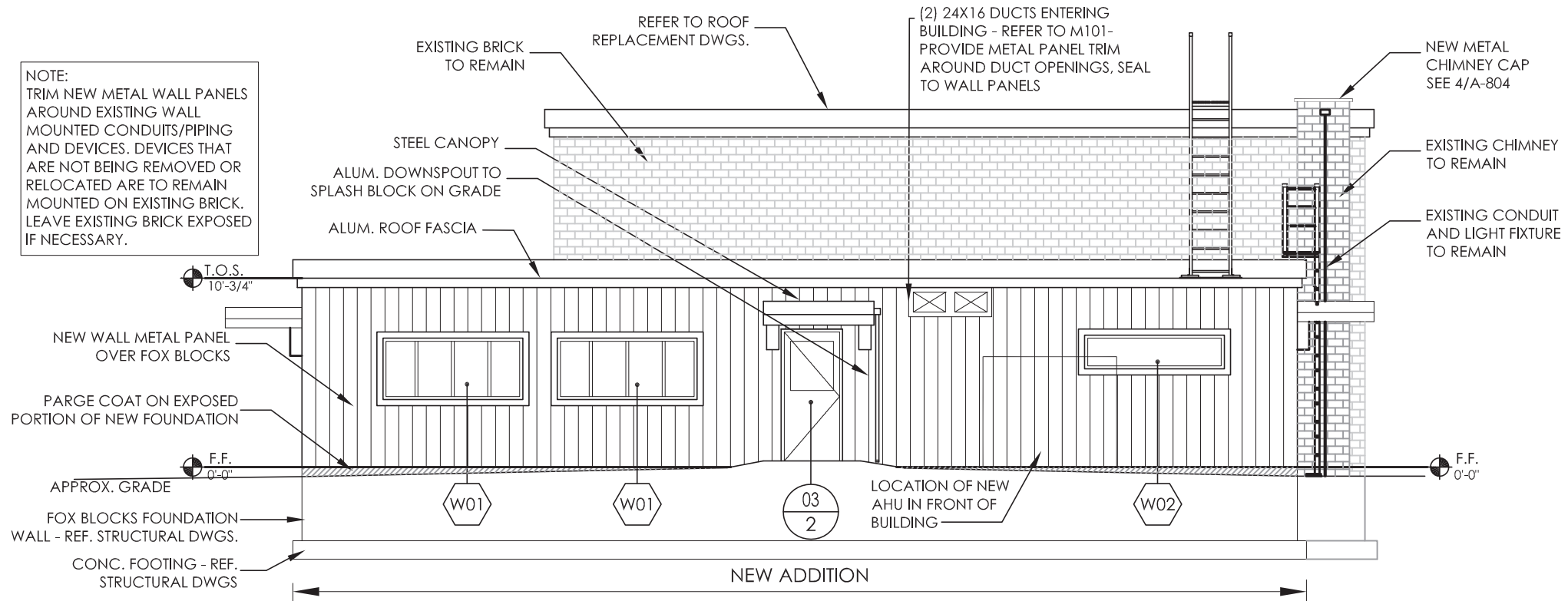
DATE	DESCRIPTION	BY	SYM.



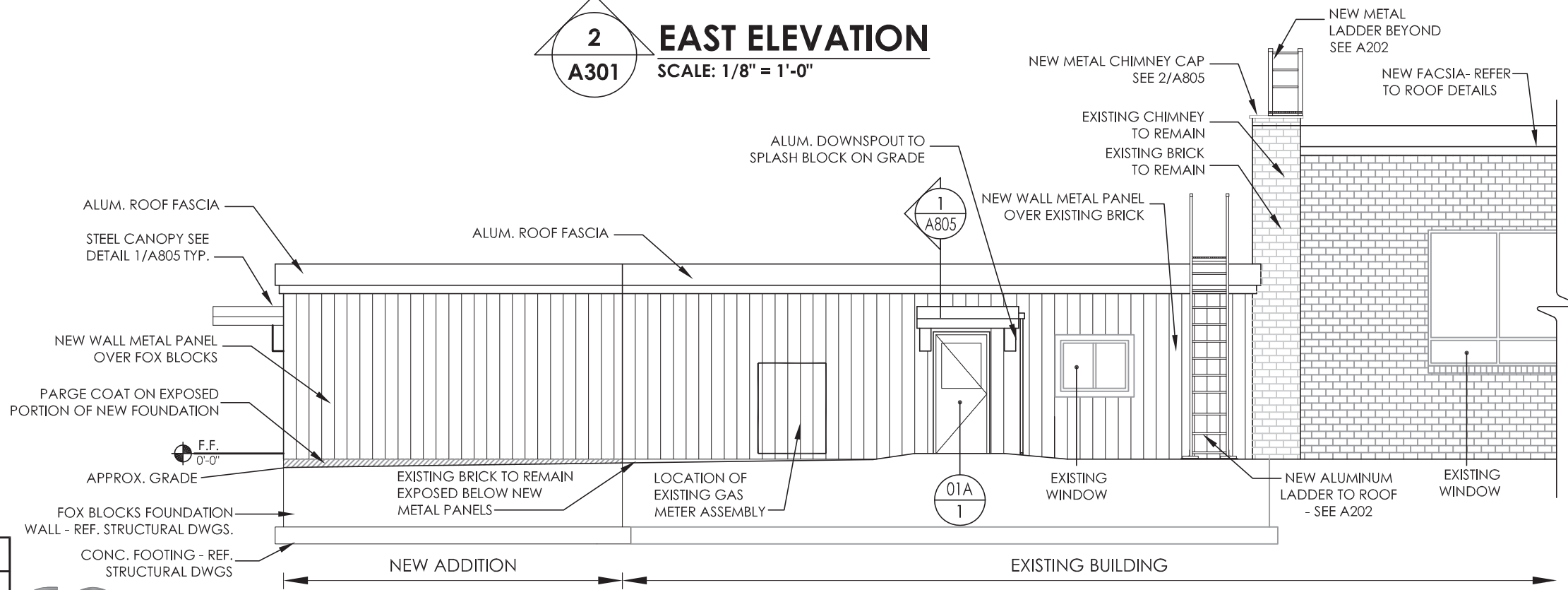
TITLE OF PROJECT WEEDSPORT-ADDITIONS TO MAINTENANCE SECTION AND ROOF REPLACEMENT	CONTRACT NUMBER: TAS 24-9A
LOCATION OF PROJECT WEEDSPORT MP 304.2	DATE: 04/28/2023
TITLE OF DRAWING NEW ROOF PLAN	DRAWING NUMBER: A-202

TA NUMBER/DWG NUMBER: XXX
 CHECKED BY: XXX
 DRAFTED BY: XXX
 CHECKED BY: XXX
 DESIGNED BY: XXX
 BUREAU DIRECTOR: J.L. MORRIS

NOTE:
 TRIM NEW METAL WALL PANELS AROUND EXISTING WALL MOUNTED CONDUITS/PIPING AND DEVICES. DEVICES THAT ARE NOT BEING REMOVED OR RELOCATED ARE TO REMAIN MOUNTED ON EXISTING BRICK. LEAVE EXISTING BRICK EXPOSED IF NECESSARY.




2 EAST ELEVATION
 A301 SCALE: 1/8" = 1'-0"



1 NORTH ELEVATION
 A301 SCALE: 1/8" = 1'-0"

ALTERED ON: _____ AFFIXED ON: 11/15/2023

SIGNATURE: _____ SIGNATURE: _____



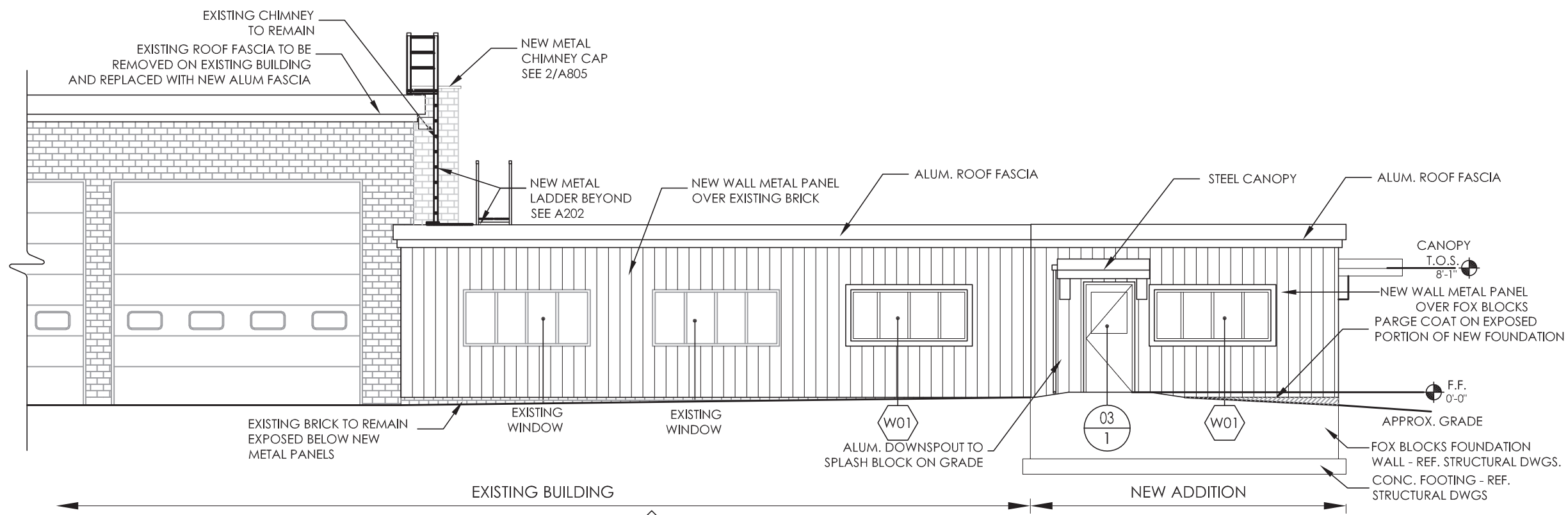
IT IS A VIOLATION OF LAW FOR ANY PERSON, UNLESS THEY ARE ACTING UNDER THE DIRECTION OF A LICENSED PROFESSIONAL ENGINEER, ARCHITECT, LANDSCAPE ARCHITECT, OR LAND SURVEYOR, TO ALTER AN ITEM IN ANY WAY. IF AN ITEM BEARING THE STAMP OF A LICENSED PROFESSIONAL IS ALTERED, THE ALTERING ENGINEER, ARCHITECT, LANDSCAPE ARCHITECT, OR LAND SURVEYOR SHALL STAMP THE DOCUMENT AND INCLUDE THE NOTATION "ALTERED BY" FOLLOWED BY THEIR SIGNATURE, THE DATE OF SUCH ALTERATION, AND A SPECIFIC DESCRIPTION OF THE ALTERATION.

REVISIONS			
DATE	DESCRIPTION	BY	SYM.

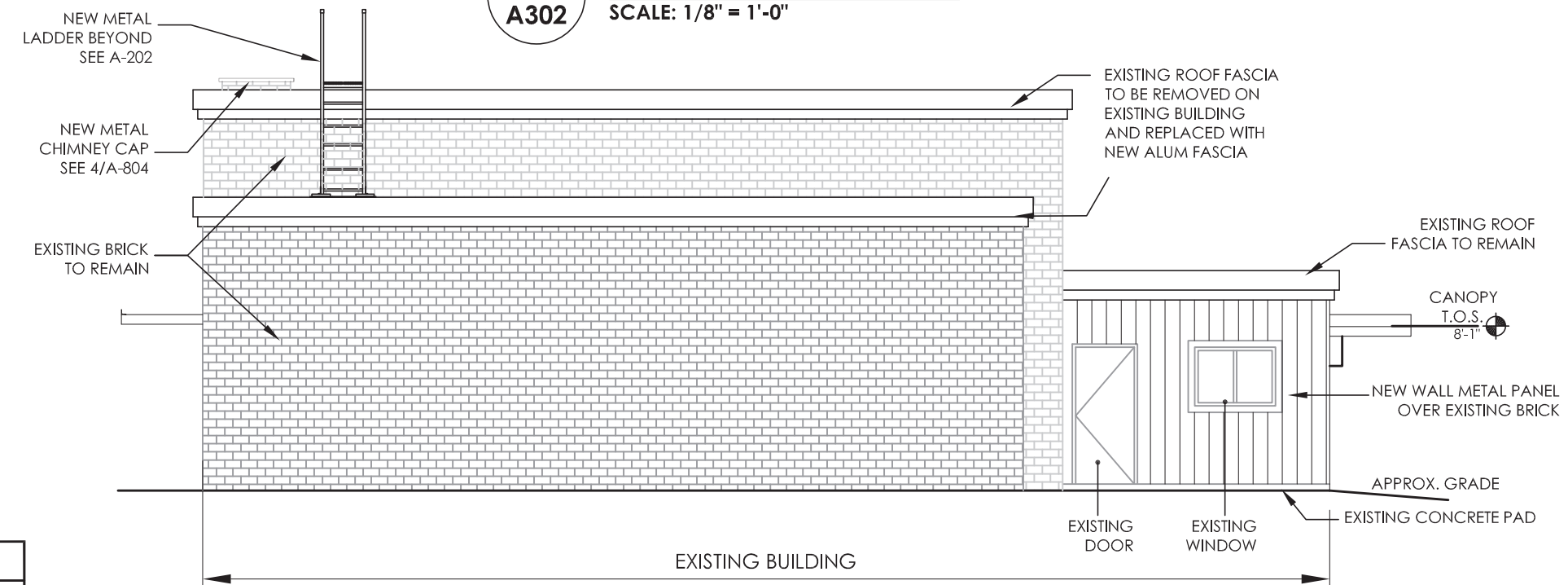


TITLE OF PROJECT: WEEDSPORT-ADDITIONS TO MAINTENANCE SECTION AND ROOF REPLACEMENT
 LOCATION OF PROJECT: WEEDSPORT MP 304.2
 TITLE OF DRAWING: BUILDING ELEVATIONS

CONTRACT NUMBER: TAS 24-9A
 DATE: 04/28/2023
 DRAWING NUMBER: A-301



2 SOUTH ELEVATION
SCALE: 1/8" = 1'-0"



1 WEST ELEVATION
SCALE: 1/8" = 1'-0"

NOTE:
TRIM NEW METAL WALL PANELS AROUND EXISTING WALL MOUNTED CONDUITS/PIPING AND DEVICES. DEVICES THAT ARE NOT BEING REMOVED OR RELOCATED ARE TO REMAIN MOUNTED ON EXISTING BRICK.

TA NUMBER/DWG NUMBER: XXX
 CHECKED BY: XXX
 DRAFTED BY: XXX
 CHECKED BY: XXX
 DESIGNED BY: XXX
 BUREAU DIRECTOR: J.L. MORRIS

ALTERED ON:	AFFIXED ON: 11/15/2023
SIGNATURE: [Signature]	SIGNATURE: [Signature]
STAMP: [Professional Engineer Seal]	
EXP. 03/31/2026	

CPL ARCHITECTURE
ENGINEERING
PLANNING
CPLteam.com

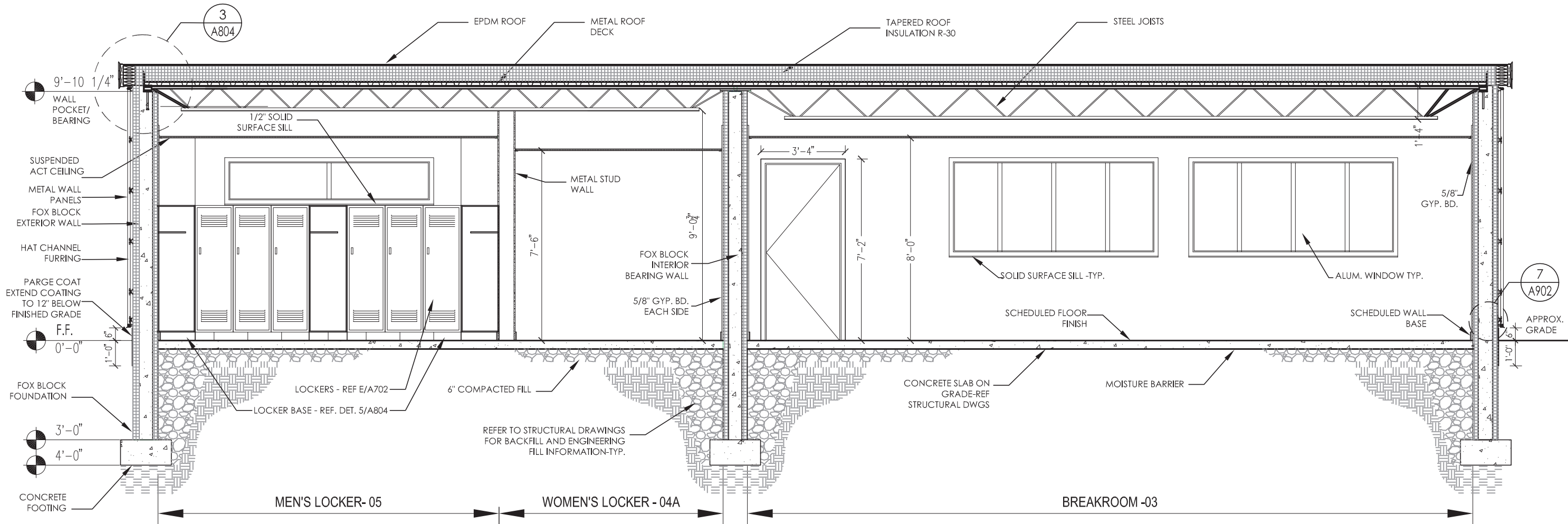
IT IS A VIOLATION OF LAW FOR ANY PERSON, UNLESS THEY ARE ACTING UNDER THE DIRECTION OF A LICENSED PROFESSIONAL ENGINEER, ARCHITECT, LANDSCAPE ARCHITECT, OR LAND SURVEYOR, TO ALTER AN ITEM IN ANY WAY. IF AN ITEM BEARING THE STAMP OF A LICENSED PROFESSIONAL IS ALTERED, THE ALTERING ENGINEER, ARCHITECT, LANDSCAPE ARCHITECT, OR LAND SURVEYOR SHALL STAMP THE DOCUMENT AND INCLUDE THE NOTATION "ALTERED BY" FOLLOWED BY THEIR SIGNATURE, THE DATE OF SUCH ALTERATION, AND A SPECIFIC DESCRIPTION OF THE ALTERATION.

REVISIONS			
DATE	DESCRIPTION	BY	SYM.



TITLE OF PROJECT: WEEDSPORT-ADDITIONS TO MAINTENANCE SECTION AND ROOF REPLACEMENT	CONTRACT NUMBER: TAS 24-9A
LOCATION OF PROJECT: WEEDSPORT MP 304.2	DATE: 04/28/2023
TITLE OF DRAWING: BUILDING ELEVATIONS	DRAWING NUMBER: A-302


TA NUMBER/DWG NUMBER
 CHECKED BY: XXX
 DRAFTED BY: XXX
 CHECKED BY: XXX
 DESIGNED BY: XXX
 BUREAU DIRECTOR: J.L. MORRIS



1
A303

BUILDING ADDITION SECTION

SCALE: 1/4" = 1'-0"

ALTERED ON: DESIGNED BY: SIGNATURE: STAMP:	AFFIXED ON: 11/15/2023 SIGNATURE: 
-----------------------------------------------------	---------------------------------------------------------------------------------------------------------------------------------------



**ARCHITECTURE
ENGINEERING
PLANNING**
CPLteam.com

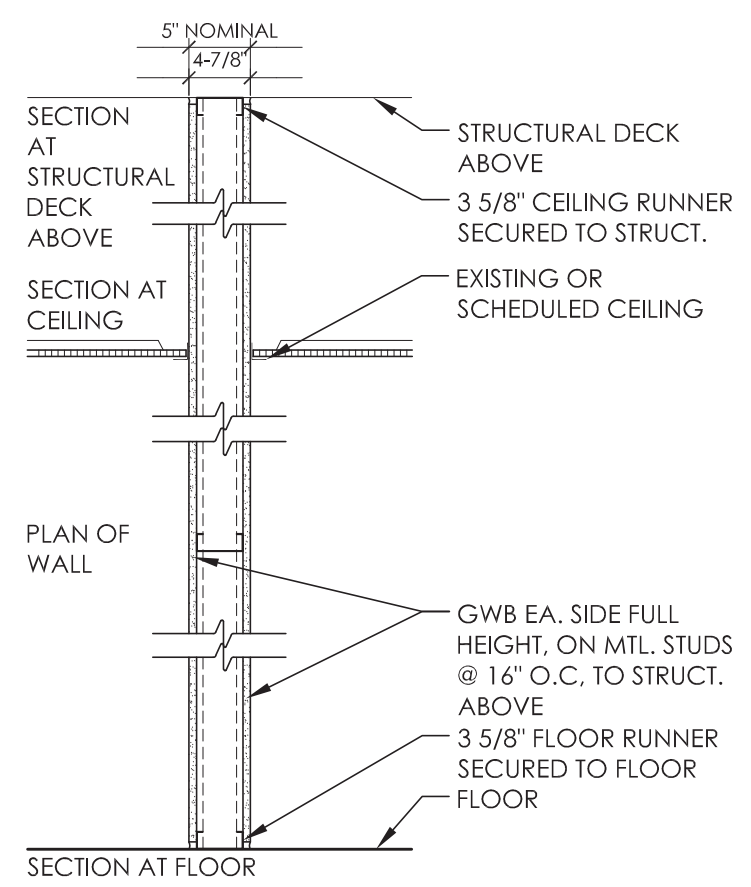
IT IS A VIOLATION OF LAW FOR ANY PERSON, UNLESS THEY ARE ACTING UNDER THE DIRECTION OF A LICENSED PROFESSIONAL ENGINEER, ARCHITECT, LANDSCAPE ARCHITECT, OR LAND SURVEYOR, TO ALTER AN ITEM IN ANY WAY. IF AN ITEM BEARING THE STAMP OF A LICENSED PROFESSIONAL IS ALTERED, THE ALTERING ENGINEER, ARCHITECT, LANDSCAPE ARCHITECT, OR LAND SURVEYOR SHALL STAMP THE DOCUMENT AND INCLUDE THE NOTATION "ALTERED BY" FOLLOWED BY THEIR SIGNATURE, THE DATE OF SUCH ALTERATION, AND A SPECIFIC DESCRIPTION OF THE ALTERATION.

REVISIONS			
DATE	DESCRIPTION	BY	SYM.

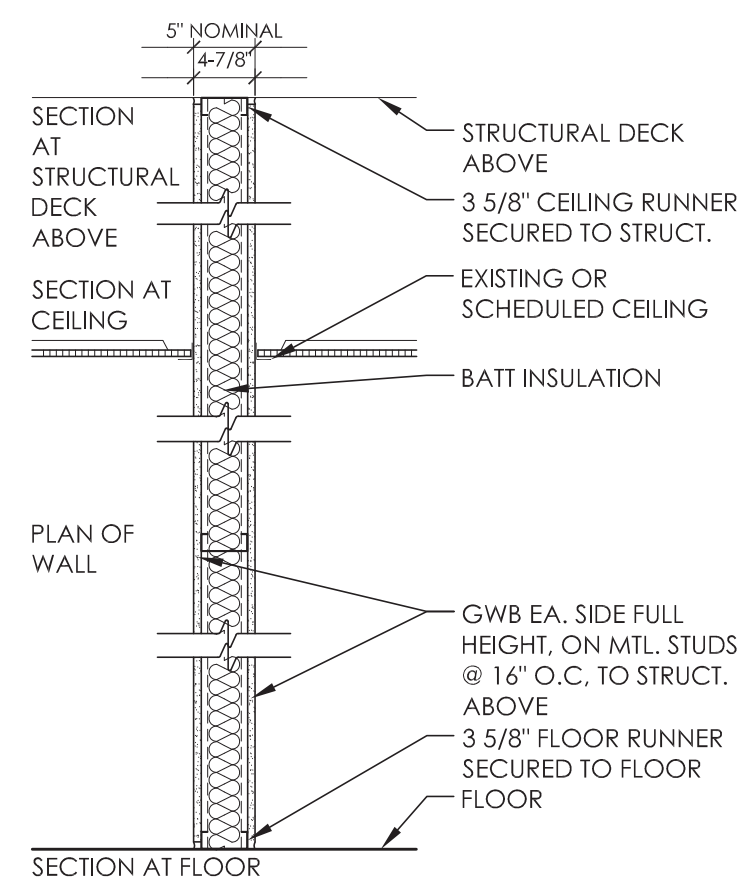


TITLE OF PROJECT WEEDSPORT-ADDITIONS TO MAINTENANCE SECTION AND ROOF REPLACEMENT	CONTRACT NUMBER: TAS 24-9A
LOCATION OF PROJECT WEEDSPORT MP 304.2	DATE: 04/28/2023
TITLE OF DRAWING BUILDING SECTION	DRAWING NUMBER: A-303

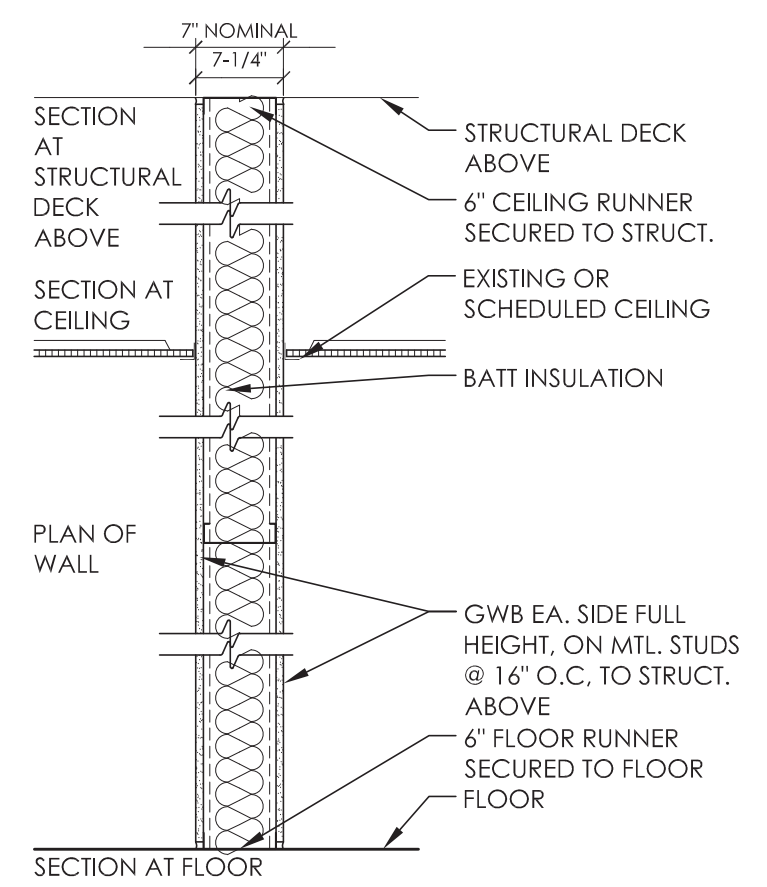
TA NUMBER/DWG NUMBER: XXX
 CHECKED BY: XXX
 DRAFTED BY: XXX
 CHECKED BY: XXX
 DESIGNED BY: J.L. MORRIS



TYPE	FIRE TEST LAB & DESIGN	FIRE RATING	STC
S3	NA	NR	42




TYPE	FIRE TEST LAB & DESIGN	FIRE RATING	STC
S3i	NA	NR	47



TYPE	FIRE TEST LAB & DESIGN	FIRE RATING	STC
S6i	NA	NR	47

1 WALL TYPES
A401 SCALE: 3/4" = 1'-0"

ALTERED ON:	AFFIXED ON: 11/15/2023
SIGNATURE: STAMP:	



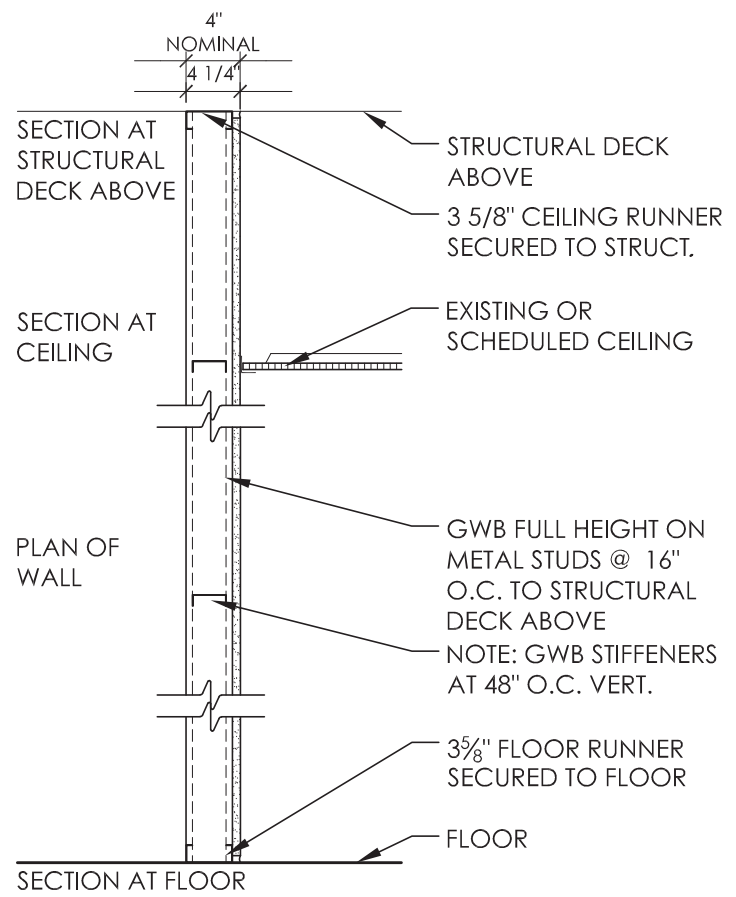
IT IS A VIOLATION OF LAW FOR ANY PERSON, UNLESS THEY ARE ACTING UNDER THE DIRECTION OF A LICENSED PROFESSIONAL ENGINEER, ARCHITECT, LANDSCAPE ARCHITECT, OR LAND SURVEYOR, TO ALTER AN ITEM IN ANY WAY. IF AN ITEM BEARING THE STAMP OF A LICENSED PROFESSIONAL IS ALTERED, THE ALTERING ENGINEER, ARCHITECT, LANDSCAPE ARCHITECT, OR LAND SURVEYOR SHALL STAMP THE DOCUMENT AND INCLUDE THE NOTATION "ALTERED BY" FOLLOWED BY THEIR SIGNATURE, THE DATE OF SUCH ALTERATION, AND A SPECIFIC DESCRIPTION OF THE ALTERATION.

REVISIONS			
DATE	DESCRIPTION	BY	SYM.

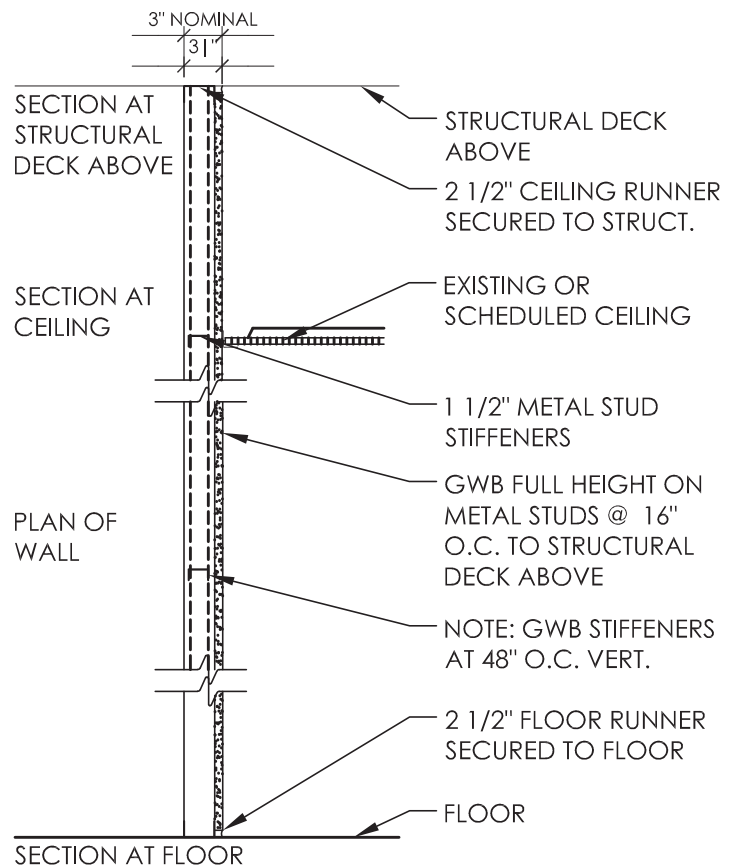


TITLE OF PROJECT: WEEDSPORT-ADDITIONS TO MAINTENANCE SECTION AND ROOF REPLACEMENT	CONTRACT NUMBER: TAS 24-9A
LOCATION OF PROJECT: WEEDSPORT MP 304.2	DATE: 09/27/2022
TITLE OF DRAWING: WALL TYPES	DRAWING NUMBER: A-401

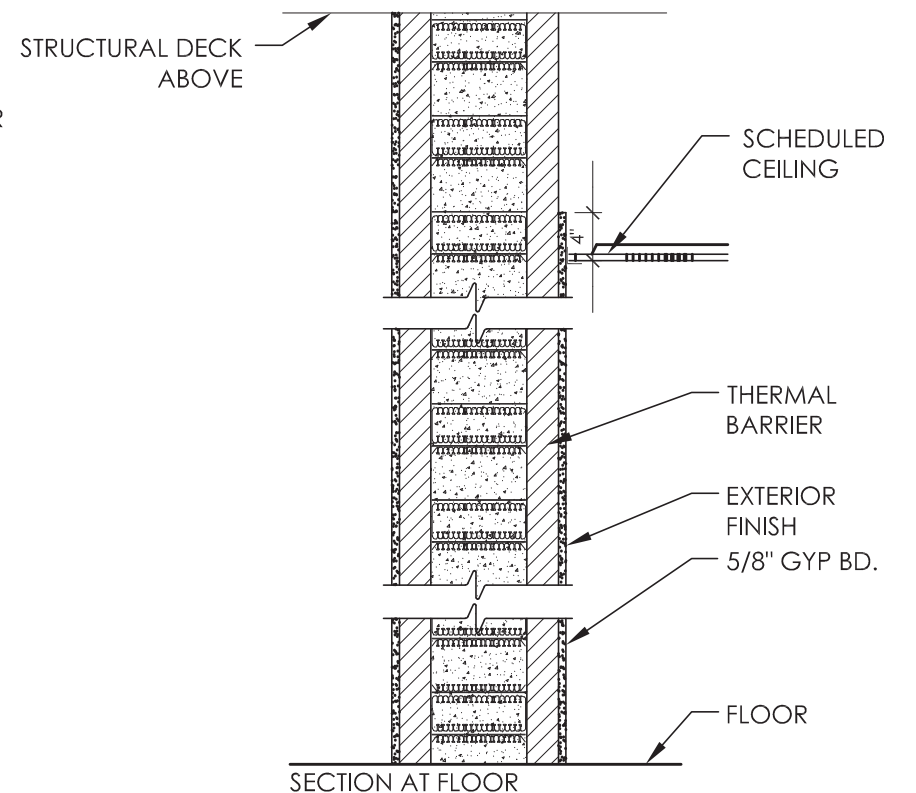
T.A. NUMBER/DWG. NUMBER
_XXX
CHECKED BY:
_XXX
DRAFTED BY:
_XXX
CHECKED BY:
_XXX
DESIGNED BY:
_XXX
BUREAU DIRECTOR: J.L. MORRIS



TYPE	FIRE TEST LAB & DESIGN	FIRE RATING	STC
F3	NA	NR	NA




TYPE	FIRE TEST LAB & DESIGN	FIRE RATING	STC
F2	NA	NR	NA



TYPE	FIRE TEST LAB & DESIGN	FIRE RATING	STC
FB	NA	-	-

1
A402
WALL TYPES
SCALE: 3/4" = 1'-0"

ALTERED ON:	AFFIXED ON: 11/15/2023
SIGNATURE: STAMP:	SIGNATURE: STAMP:





IT IS A VIOLATION OF LAW FOR ANY PERSON, UNLESS THEY ARE ACTING UNDER THE DIRECTION OF A LICENSED PROFESSIONAL ENGINEER, ARCHITECT, LANDSCAPE ARCHITECT, OR LAND SURVEYOR, TO ALTER AN ITEM IN ANY WAY. IF AN ITEM BEARING THE STAMP OF A LICENSED PROFESSIONAL IS ALTERED, THE ALTERING ENGINEER, ARCHITECT, LANDSCAPE ARCHITECT, OR LAND SURVEYOR SHALL STAMP THE DOCUMENT AND INCLUDE THE NOTATION "ALTERED BY" FOLLOWED BY THEIR SIGNATURE, THE DATE OF SUCH ALTERATION, AND A SPECIFIC DESCRIPTION OF THE ALTERATION.

REVISIONS			
DATE	DESCRIPTION	BY	SYM.



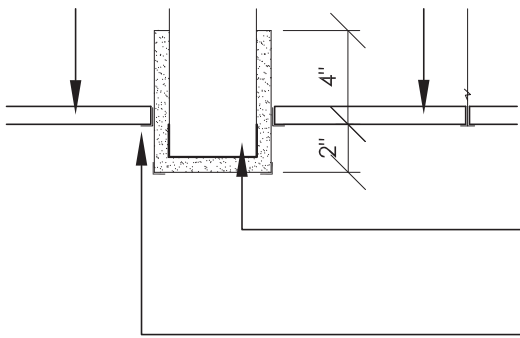
TITLE OF PROJECT WEEDSPORT-ADDITIONS TO MAINTENANCE SECTION AND ROOF REPLACEMENT	CONTRACT NUMBER: TAS 24-9A
LOCATION OF PROJECT WEEDSPORT MP 304.2	DATE: 09/27/2022
TITLE OF DRAWING WALL TYPES AND DETAILS	DRAWING NUMBER: A-402

SYMBOL LEGEND

	SUSPENDED ACOUSTIC CEILING SYSTEM RE: ROOM FINISH SCHEDULE		LIGHT FIXTURES, REFER TO ELECTRICAL SERIES DWGS. FOR INTENDED DESIGNATIONS AND DESCRIPTIONS.
	GYPSUM BOARD SOFFIT/CEILING ASSEMBLY (U.N.O.), PRIMED & PAINTED		CO DETECTORS, REFER TO ELECTRICAL SERIES DWGS. FOR INTENDED DESIGNATIONS AND DESCRIPTIONS.
	CEILING HEIGHT ABOVE FINISHED FLOOR		EXIT SIGNS, REFER TO ELECTRICAL SERIES DWGS. FOR INTENDED DESIGNATIONS AND DESCRIPTIONS.
	MECHANICAL DIFFUSERS & GRILLES, REFER TO MECHANICAL SERIES DWGS. FOR INTENDED DESIGNATIONS AND DESCRIPTIONS.		
			

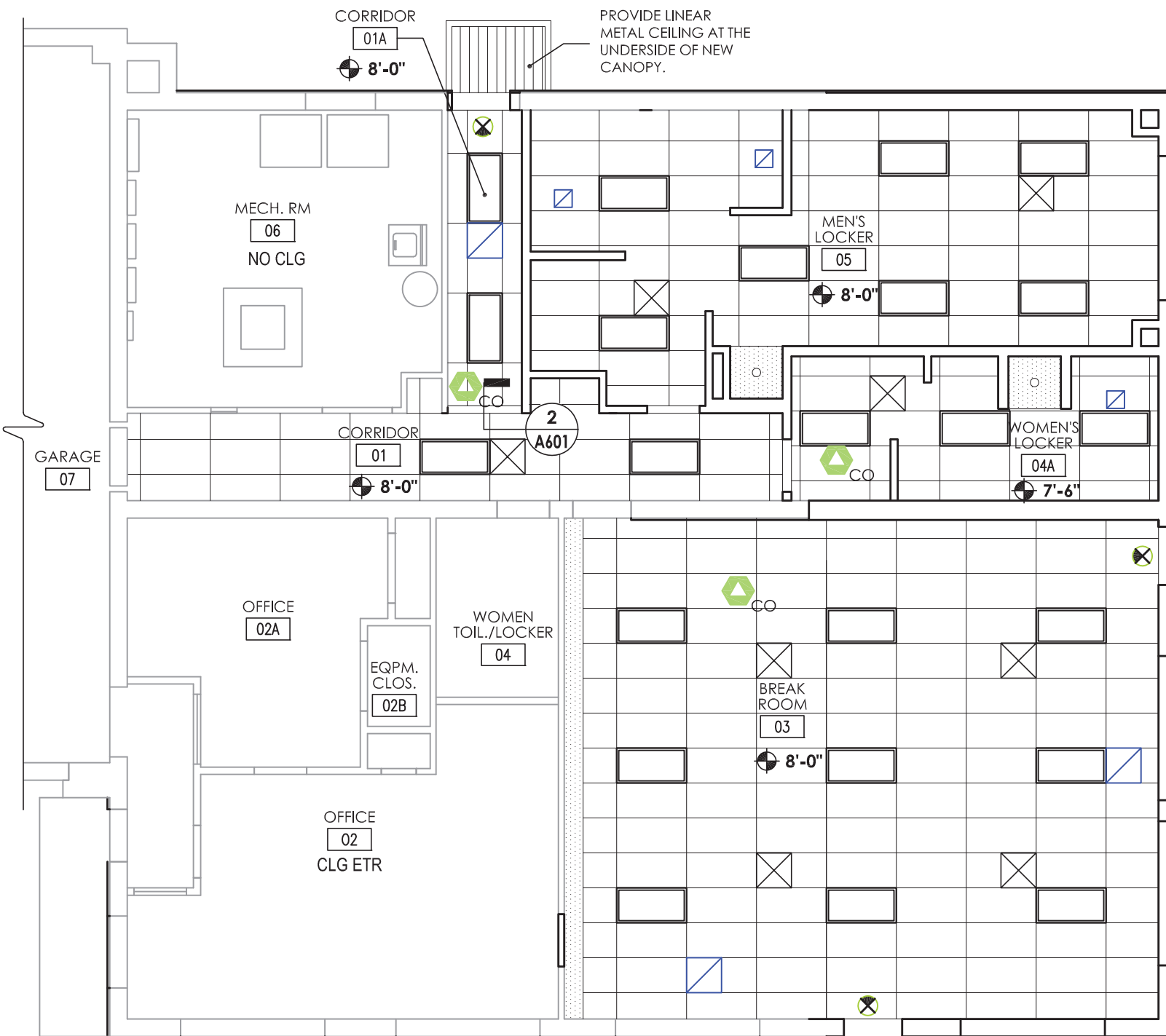
CEILING GENERAL NOTES:

1. ALL DRAWINGS ARE GRAPHIC REPRESENTATION OF APPROXIMATE LOCATIONS OF NEW MATERIALS FOR CONSTRUCTION. IT IS THE CONTRACTORS RESPONSIBILITY TO FIELD VERIFY ALL CONDITIONS PRIOR TO COMMENCEMENT OF WORK.
2. THE CONTRACTOR IS RESPONSIBLE FOR DAMAGE TO ANY EXISTING FINISHES AND EQUIPMENT NOT REMOVED UNDER THE SCOPE OF WORK. ANY DAMAGE WILL BE REPAIRED TO THE OWNER/ARCHITECT'S SATISFACTION.
3. REFER TO THE MECHANICAL, ELECTRICAL, AND PLUMBING DRAWINGS FOR ADDITIONAL UTILITY AND SERVICE INFORMATION.
4. IT IS THE RESPONSIBILITY OF THE MECHANICAL, ELECTRICAL, AND PLUMBING CONTRACTORS TO FIRE STOP THEIR WORK, INCLUDING BUT NOT LIMITED TO DUCTWORK, PIPE AND CONDUIT PENETRATIONS, RESPECTIVELY, THROUGH FLOORS AND WALLS.
5. WORK AREAS SHALL BE MAINTAINED AND ALL WORK AREAS SHALL BE LEFT BROOMED CLEAN AT END OF EACH DAY.
6. THE GENERAL CONTRACTOR SHALL COORDINATE CEILING INSTALLATIONS WITH MECHANICAL, ELECTRICAL, AND PLUMBING CONTRACTORS.
7. REFER TO ELECTRICAL DRAWINGS FOR FIXTURE AND DEVICE LOCATIONS.
8. REFER TO MECHANICAL DRAWINGS FOR DIFFUSER LOCATIONS.
9. PROVIDE MOISTURE RESISTANT GYP. BD. AT ALL TOILET ROOM, JANITOR CLOSET, AND OTHER WET LOCATION CEILING ASSEMBLIES.
10. ALL CEILINGS SHALL BE INSTALLED TO MATCH EXISTING




GWB. SOFFIT W/ 3 5/8" MTL. STUDS & CORNER BEADS (PAINT)
NEW LAY-IN GRID WALL ANGLE

2 SOFFIT DETAIL
SCALE: 1 1/2" = 1'-0"



1 REFLECTED CEILING PLAN
SCALE: 1/8" = 1'-0"

TA NUMBER/DWG NUMBER: XXX
CHECKED BY: XXX
DRAFTED BY: XXX
CHECKED BY: XXX
DESIGNED BY: XXX
BUREAU DIRECTOR: J.L. MORRIS

ALTERED ON:	AFFIXED ON: 11/15/2023
SIGNATURE: [Signature]	SIGNATURE: [Signature]
	
EXP. 03/31/2026	

CPL ARCHITECTURE
ENGINEERING
PLANNING
CPLteam.com

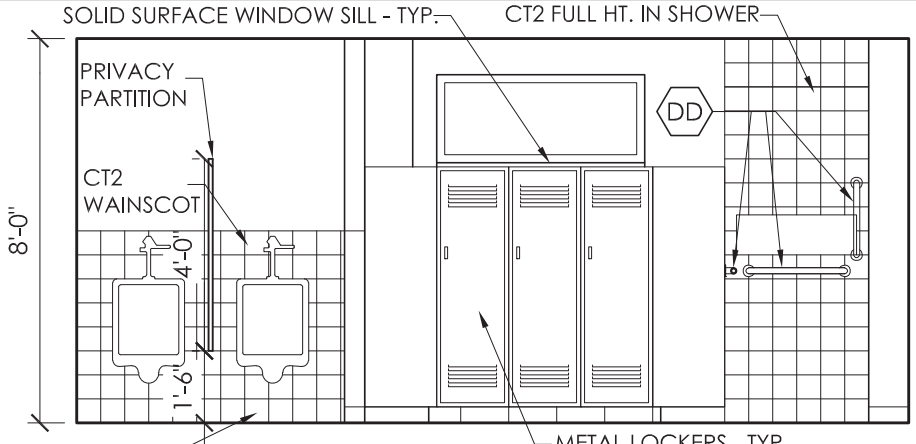
IT IS A VIOLATION OF LAW FOR ANY PERSON, UNLESS THEY ARE ACTING UNDER THE DIRECTION OF A LICENSED PROFESSIONAL ENGINEER, ARCHITECT, LANDSCAPE ARCHITECT, OR LAND SURVEYOR, TO ALTER AN ITEM IN ANY WAY. IF AN ITEM BEARING THE STAMP OF A LICENSED PROFESSIONAL IS ALTERED, THE ALTERING ENGINEER, ARCHITECT, LANDSCAPE ARCHITECT, OR LAND SURVEYOR SHALL STAMP THE DOCUMENT AND INCLUDE THE NOTATION "ALTERED BY" FOLLOWED BY THEIR SIGNATURE, THE DATE OF SUCH ALTERATION, AND A SPECIFIC DESCRIPTION OF THE ALTERATION.

REVISIONS			
DATE	DESCRIPTION	BY	SYM.

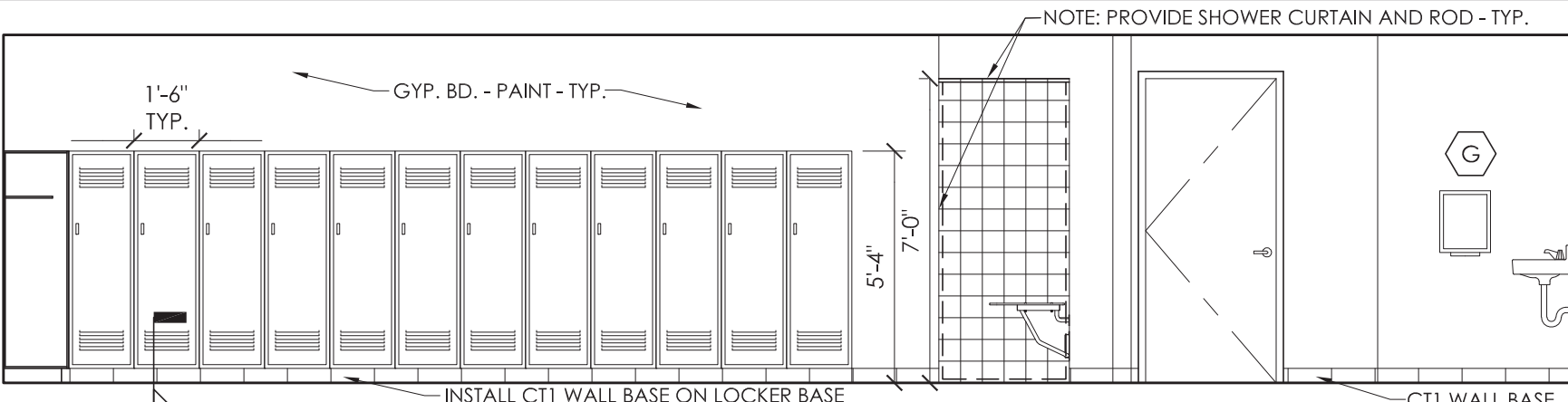


TITLE OF PROJECT: WEEDSPORT-ADDITIONS TO MAINTENANCE SECTION AND ROOF REPLACEMENT	CONTRACT NUMBER: TAS 24-9A
LOCATION OF PROJECT: WEEDSPORT MP 304.2	DATE: 09/27/2022
TITLE OF DRAWING: REFLECTED CEILING PLAN	DRAWING NUMBER: A-601

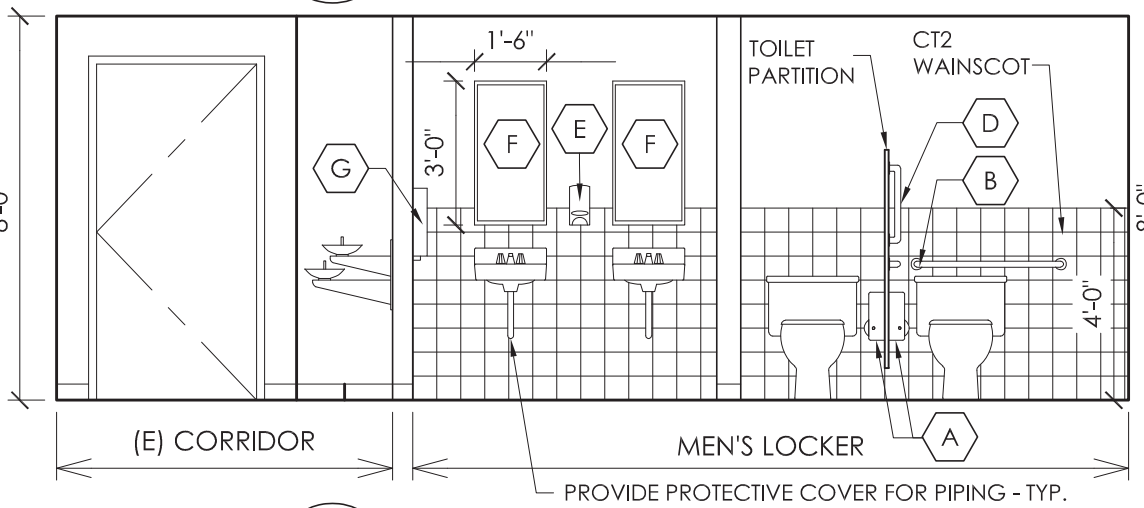
TA NUMBER/DWG/DWG NUMBER
 CHECKED BY: .XXX
 DRAFTED BY: .XXX
 CHECKED BY: .XXX
 DESIGNED BY: .XXX
 BUREAU DIRECTOR: J.L. MORRIS



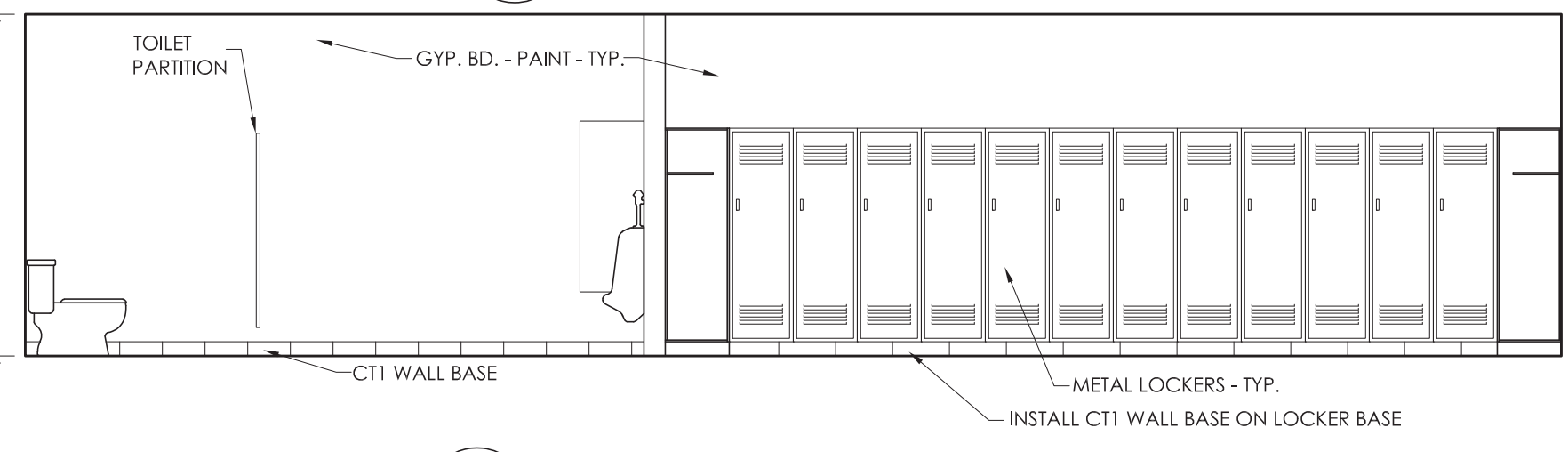
A
A701
MEN'S LOCKERS ELEVATION
SCALE: 1/4" = 1'-0"



B
A701
MEN'S LOCKERS ELEVATION
SCALE: 1/4" = 1'-0"



C
A701
MEN'S LOCKERS ELEVATION
SCALE: 1/4" = 1'-0"



D
A701
MEN'S LOCKERS ELEVATION
SCALE: 1/4" = 1'-0"

ROOM #	ROOM NAME	FLOOR	WALL BASE	WALLS				CEILING	REMARKS
				NORTH	SOUTH	EAST	WEST		
01	CORRIDOR	VCT	RB	PT-01	PT-01	PT-01	PT-01	ACT	
01A	(E)CORRIDOR	VCT	RB	PT-01	PT-01	PT-01	PT-01	ACT	APPLY RB OVER EXIST CONC BASE WHERE APPLICABLE.
03	BREAK ROOM	LVT	RB	PT-03	PT-03	PT-03	PT-03	ACT	
04	WOMEN'S LOCKER	CT1	CT1	PT-02/ CT2	PT-02	PT-02	PT-02	ACT/GWB	EPT BEHIND LOCKERS AND IN SHOWER AREA. CT2 WAINSCOT AND INSIDE SHOWER.
05	MEN'S LOCKER	CT1	CT1	PT-02	PT-02/ CT2	PT-02/ CT2	PT-02/ CT2	ACT/GWB	EPT BEHIND LOCKERS AND IN SHOWER AREA. CT2 WAINSCOT AND INSIDE SHOWER.

FINISH SYMBOLS LEGEND & ABBREVIATIONS

ACT	ACOUSTICAL CEILING TILE	PT	PAINT
AFF	ABOVE FINISHED FLOOR	PTM	PATCH TO MATCH
CPT	CARPET TILE	RB	RESILIENT BASE
CT	CERAMIC TILE	SF	SPORTS FLOORING
EPT	EPOXY PAINT	SGT	STRUCTURAL GLAZED TILE
ETR	EXISTING TO REMAIN	SSM	SOLID SURFACE MATERIAL
GRT	GROUT	TER	TERRAZZO
GWB	GYPSUM WALL BOARD	TR	TRANSITION STRIP/TRIM PIECE
HPL	HIGH PRESSURE LAMINATE	VCT	VINYL COMPOSITION TILE
INT	INTEGRAL BASE	LVT	LUXURY VINYL TILE



PTM PAINT NOTE: PAINT COLOR CLOSEST MATCH TO EXISTING. CONTRACTOR TO VERIFY PAINT COLOR IN FIELD TO MATCH EXISTING WALL COLOR. SELECTIONS TO BE APPROVED BY OWNER AND ARCHITECT.

- FINISH SCHEDULE NOTES:**
- ALL FINISHES TO BE FINALIZED BY OWNER PRIOR TO INSTALLATION.
 - PROVIDE METAL TRANSITIONS FOR NEW FLOOR FINISHES AT DOOR OPENINGS AS NOTED IN DOOR SCHEDULE/THRESHOLD.
 - PAINT ALL EXISTING DOORS AND FRAMES IN CORRIDOR 01 & 01A.

ALTERED ON: _____ AFFIXED ON: 11/15/2023

SIGNATURE: _____ SIGNATURE: _____

STAMP: _____ STAMP: _____

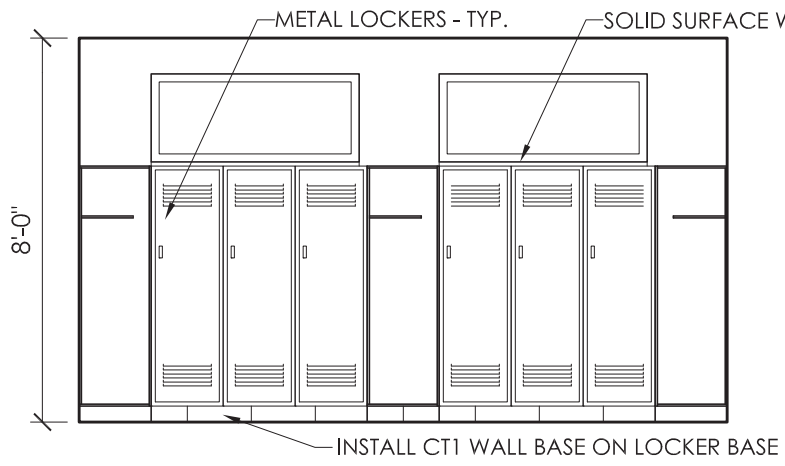
ARCHITECTURE ENGINEERING PLANNING
CPLteam.com

IT IS A VIOLATION OF LAW FOR ANY PERSON, UNLESS THEY ARE ACTING UNDER THE DIRECTION OF A LICENSED PROFESSIONAL ENGINEER, ARCHITECT, LANDSCAPE ARCHITECT, OR LAND SURVEYOR, TO ALTER AN ITEM IN ANY WAY. IF AN ITEM BEARING THE STAMP OF A LICENSED PROFESSIONAL IS ALTERED, THE ALTERING ENGINEER, ARCHITECT, LANDSCAPE ARCHITECT, OR LAND SURVEYOR SHALL STAMP THE DOCUMENT AND INCLUDE THE NOTATION "ALTERED BY" FOLLOWED BY THEIR SIGNATURE, THE DATE OF SUCH ALTERATION, AND A SPECIFIC DESCRIPTION OF THE ALTERATION.

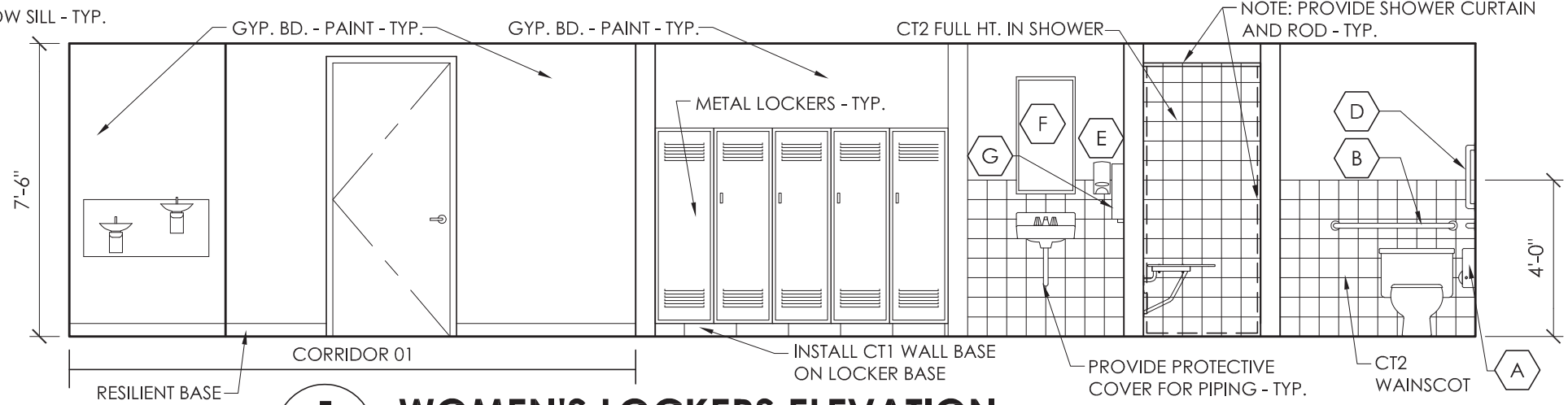
REVISIONS			
DATE	DESCRIPTION	BY	SYM.



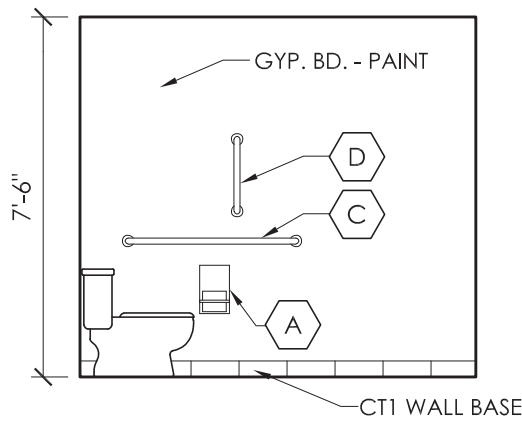
TITLE OF PROJECT WEEDSPORT-ADDITIONS TO MAINTENANCE SECTION AND ROOF REPLACEMENT	CONTRACT NUMBER: TAS 24-9A
LOCATION OF PROJECT WEEDSPORT MP 304.2	DATE: 09/27/2022
TITLE OF DRAWING INTERIOR ELEVATIONS	DRAWING NUMBER: A-701



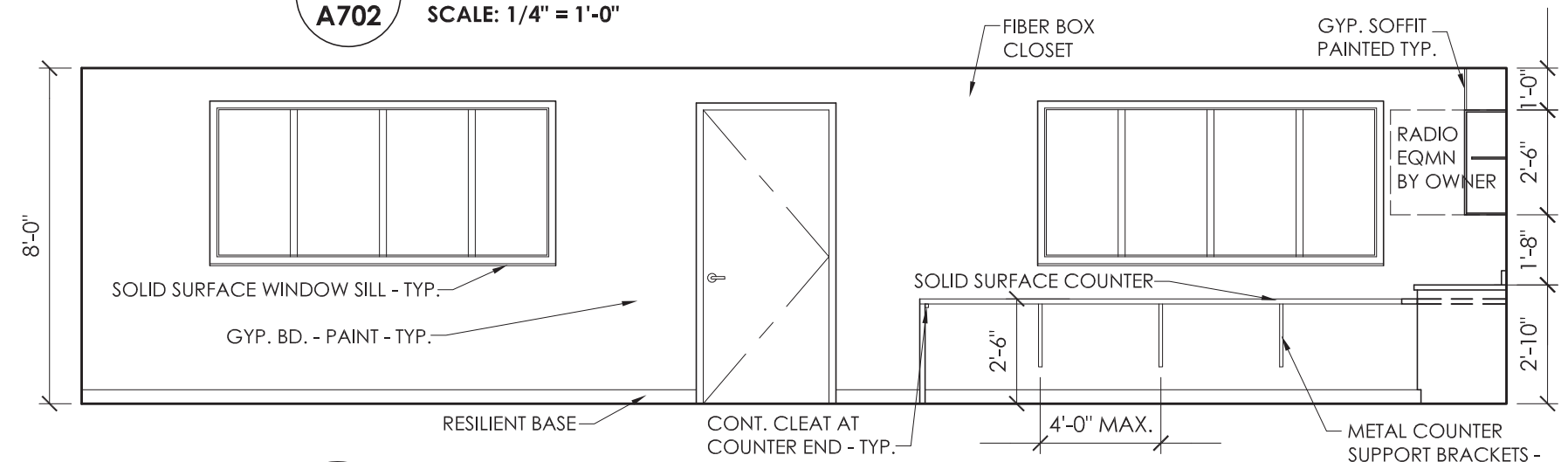
E
A702 **MEN'S LOCKERS ELEVATION**
SCALE: 1/4" = 1'-0"



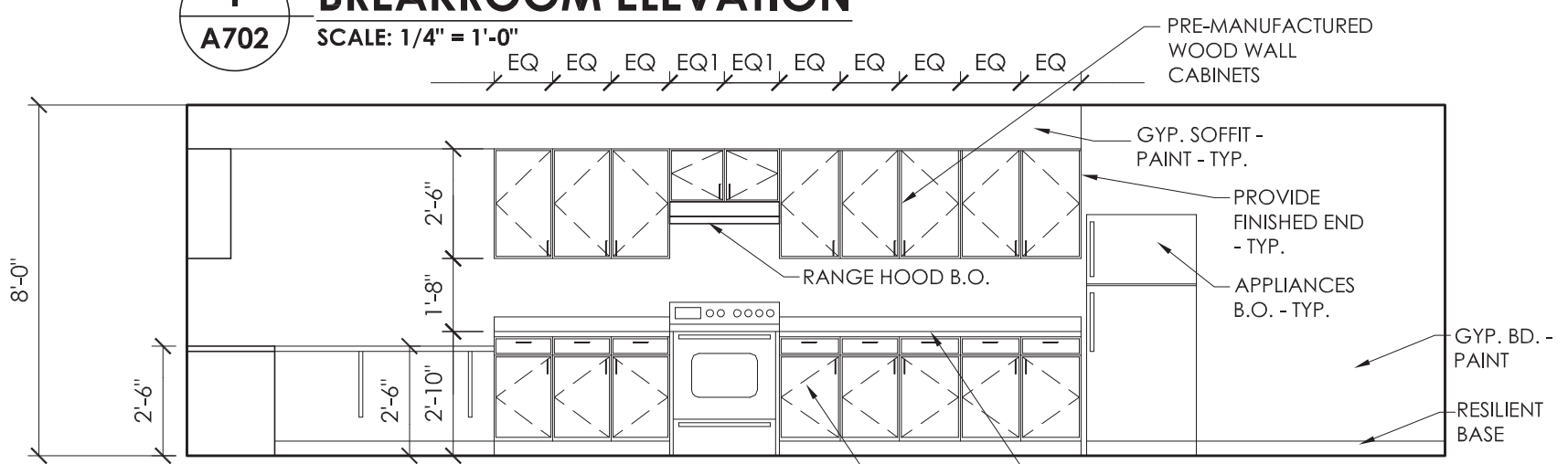
F
A702 **WOMEN'S LOCKERS ELEVATION**
SCALE: 1/4" = 1'-0"



G
A702 **WOMEN'S LOCKERS ELEVATION**
SCALE: 1/4" = 1'-0"



I
A702 **BREAKROOM ELEVATION**
SCALE: 1/4" = 1'-0"



H
A702 **BREAKROOM ELEVATION**
SCALE: 1/4" = 1'-0"

TA NUMBER/DWG NUMBER: XXX
 CHECKED BY: XXX
 DRAFTED BY: XXX
 CHECKED BY: XXX
 DESIGNED BY: J.L. MORRIS
 BUREAU DIRECTOR: J.L. MORRIS

ALTERED ON: _____ AFFIXED ON: 11/15/2023

SIGNATURE: _____ SIGNATURE: _____
 STAMP: _____ STAMP: _____

EXP. 03/31/2026

**ARCHITECTURE
ENGINEERING
PLANNING**
CPLteam.com

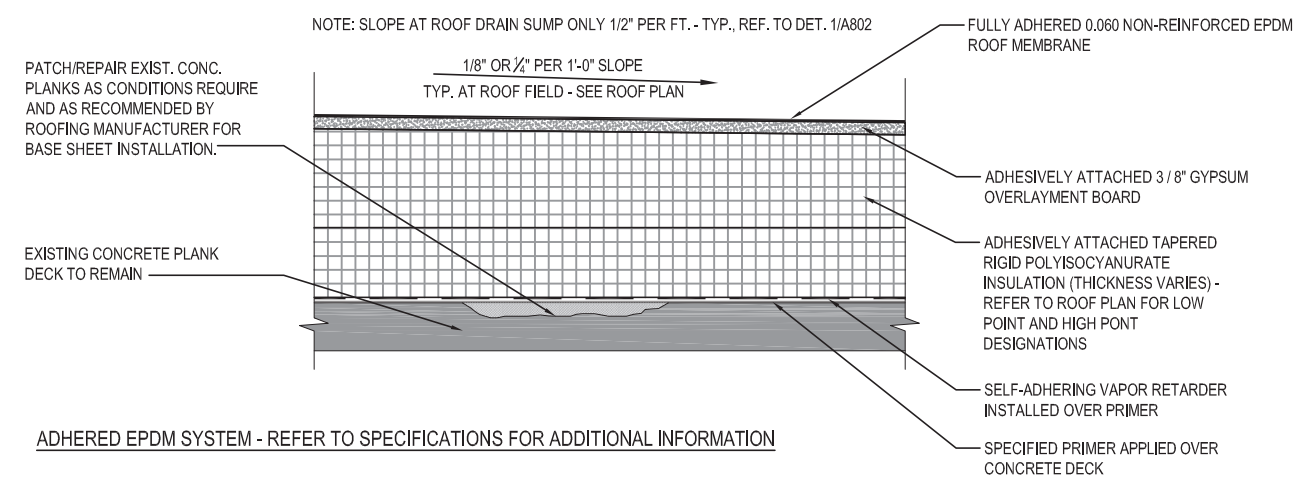
IT IS A VIOLATION OF LAW FOR ANY PERSON, UNLESS THEY ARE ACTING UNDER THE DIRECTION OF A LICENSED PROFESSIONAL ENGINEER, ARCHITECT, LANDSCAPE ARCHITECT, OR LAND SURVEYOR, TO ALTER AN ITEM IN ANY WAY. IF AN ITEM BEARING THE STAMP OF A LICENSED PROFESSIONAL IS ALTERED, THE ALTERING ENGINEER, ARCHITECT, LANDSCAPE ARCHITECT, OR LAND SURVEYOR SHALL STAMP THE DOCUMENT AND INCLUDE THE NOTATION "ALTERED BY" FOLLOWED BY THEIR SIGNATURE, THE DATE OF SUCH ALTERATION, AND A SPECIFIC DESCRIPTION OF THE ALTERATION.

REVISIONS			
DATE	DESCRIPTION	BY	SYM.

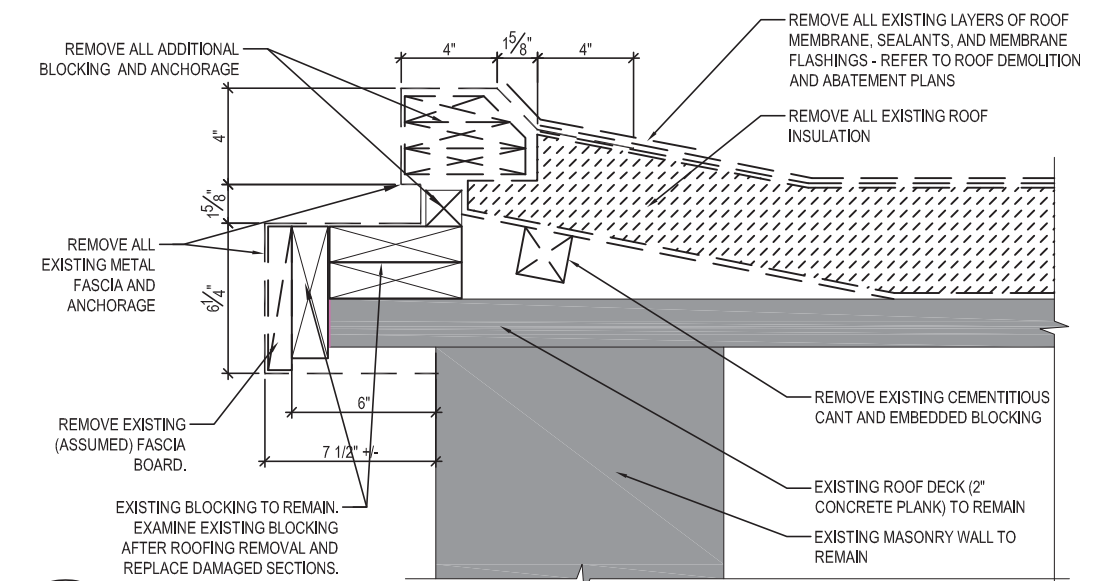


TITLE OF PROJECT WEEDSPORT-ADDITIONS TO MAINTENANCE SECTION AND ROOF REPLACEMENT	CONTRACT NUMBER: TAS 24-9A
LOCATION OF PROJECT WEEDSPORT MP 304.2	DATE: 09/27/2022
TITLE OF DRAWING INTERIOR ELEVATIONS	DRAWING NUMBER: A-702

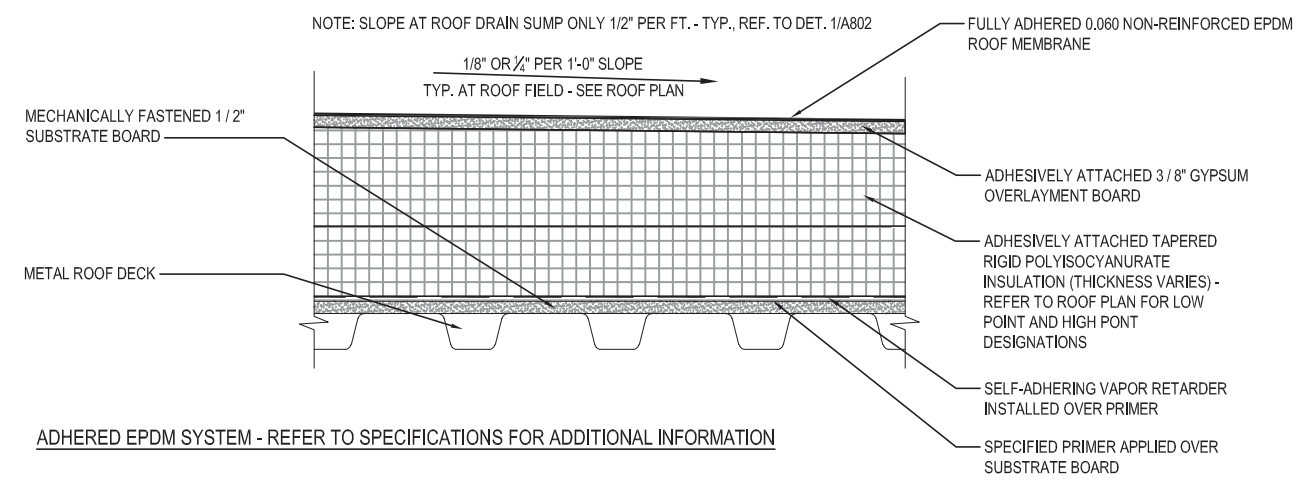
TA NUMBER/DWG NUMBER
 CHECKED BY: XXX
 DRAFTED BY: XXX
 CHECKED BY: XXX
 DESIGNED BY: XXX
 BUREAU DIRECTOR: J.L. MORRIS



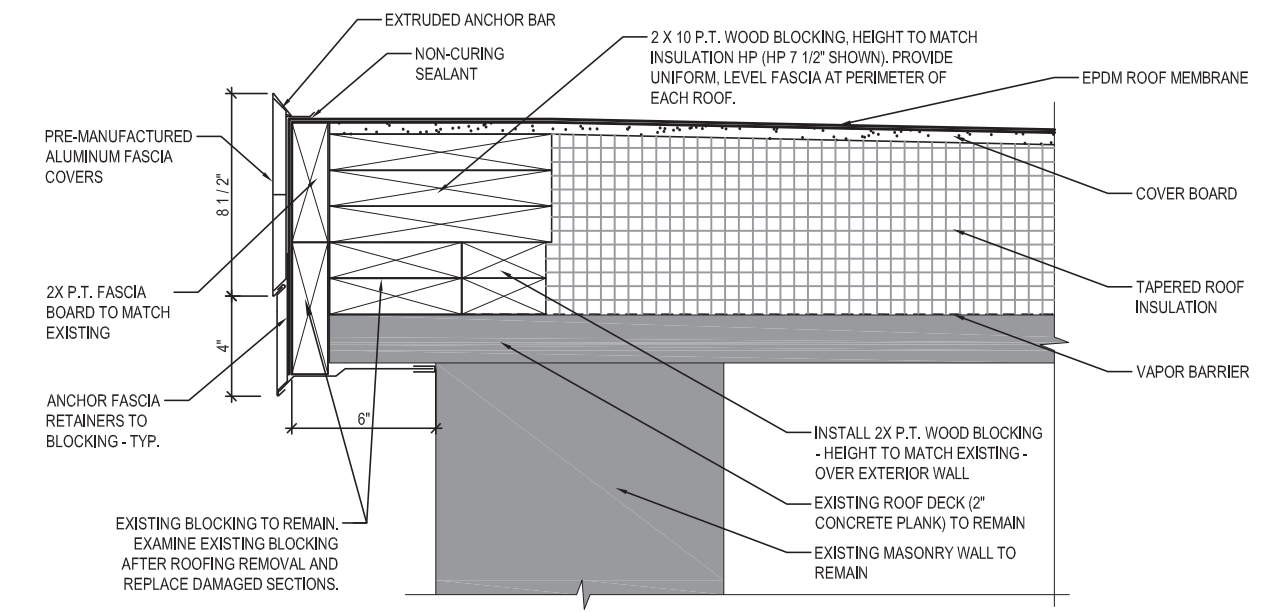
1 **TYPICAL ROOF SYSTEM DETAIL - CONCRETE DECK**
A801 SCALE: 1 1/2" = 1'-0"



2 **TYPICAL ROOF FASCIA REMOVAL DETAIL**
A801 SCALE: 1 1/2" = 1'-0"



1A **TYPICAL ROOF SYSTEM DETAIL - METAL DECK**
A801 SCALE: 1 1/2" = 1'-0"



3 **TYPICAL NEW ROOF FASCIA DETAIL**
A801 SCALE: 1 1/2" = 1'-0"

DESIGNED BY:	ALTERED ON:	AFFIXED ON:
SIGNATURE:		11/15/2023
STAMP:		

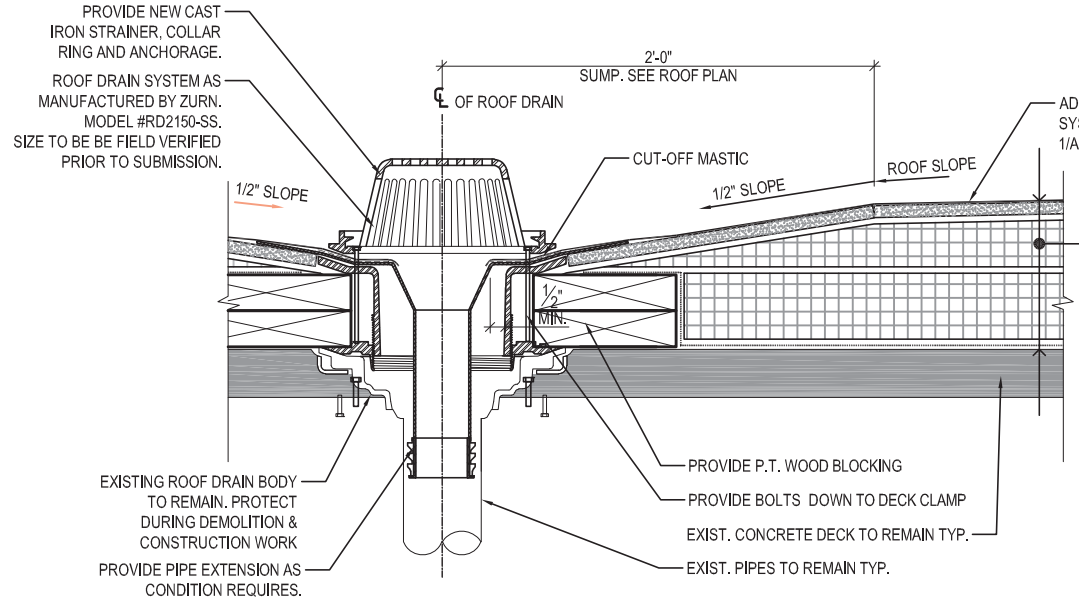
CPL ARCHITECTURE
 ENGINEERING
 PLANNING
 CPLteam.com

IT IS A VIOLATION OF LAW FOR ANY PERSON, UNLESS THEY ARE ACTING UNDER THE DIRECTION OF A LICENSED PROFESSIONAL ENGINEER, ARCHITECT, LANDSCAPE ARCHITECT, OR LAND SURVEYOR, TO ALTER AN ITEM IN ANY WAY. IF AN ITEM BEARING THE STAMP OF A LICENSED PROFESSIONAL IS ALTERED, THE ALTERING ENGINEER, ARCHITECT, LANDSCAPE ARCHITECT, OR LAND SURVEYOR SHALL STAMP THE DOCUMENT AND INCLUDE THE NOTATION "ALTERED BY" FOLLOWED BY THEIR SIGNATURE, THE DATE OF SUCH ALTERATION, AND A SPECIFIC DESCRIPTION OF THE ALTERATION.

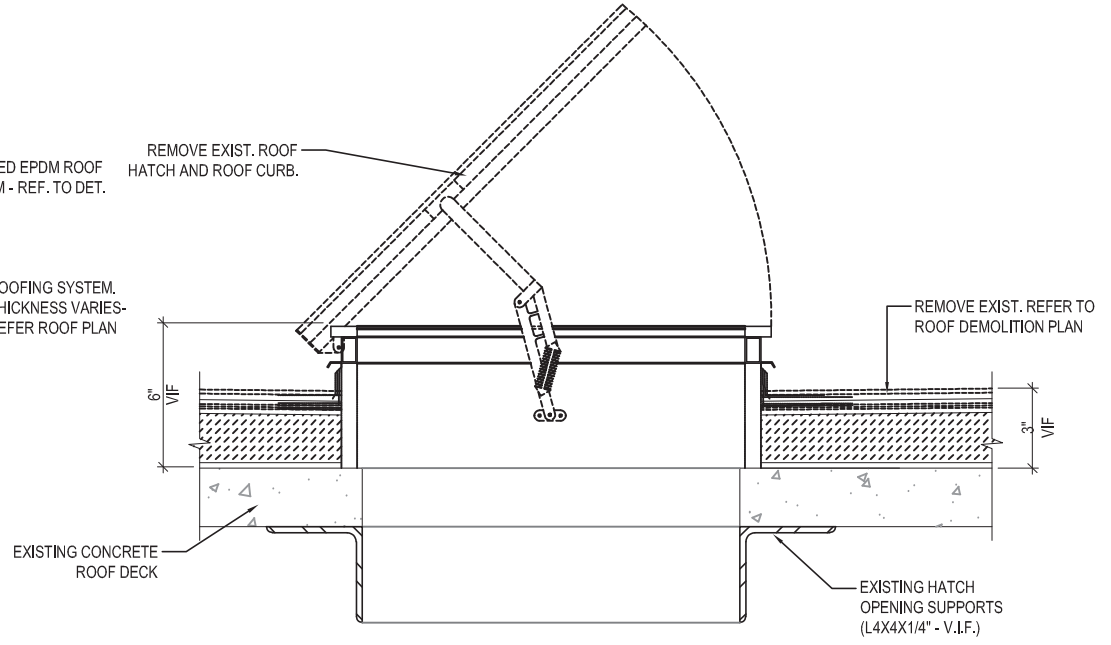
REVISIONS			
DATE	DESCRIPTION	BY	SYM.



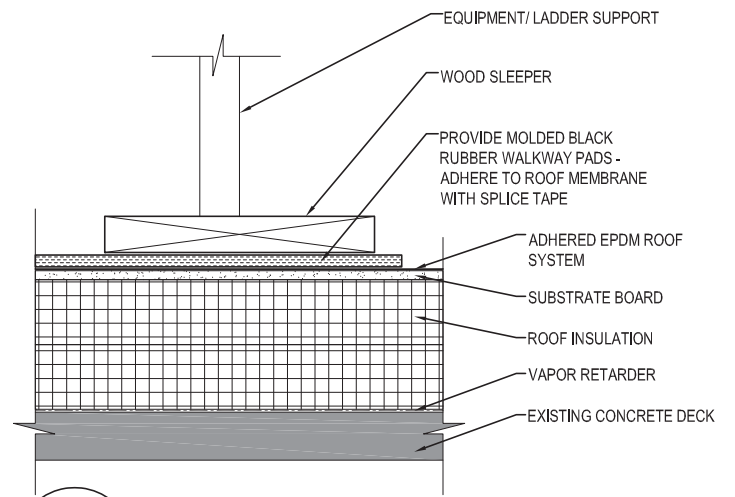
TITLE OF PROJECT WEEDSPORT-ADDITIONS TO MAINTENANCE SECTION AND ROOF REPLACEMENT	CONTRACT NUMBER: TAS 24-9A
LOCATION OF PROJECT WEEDSPORT MP 304.2	DATE: 04/28/2023
TITLE OF DRAWING ROOF DETAILS	DRAWING NUMBER: A-801



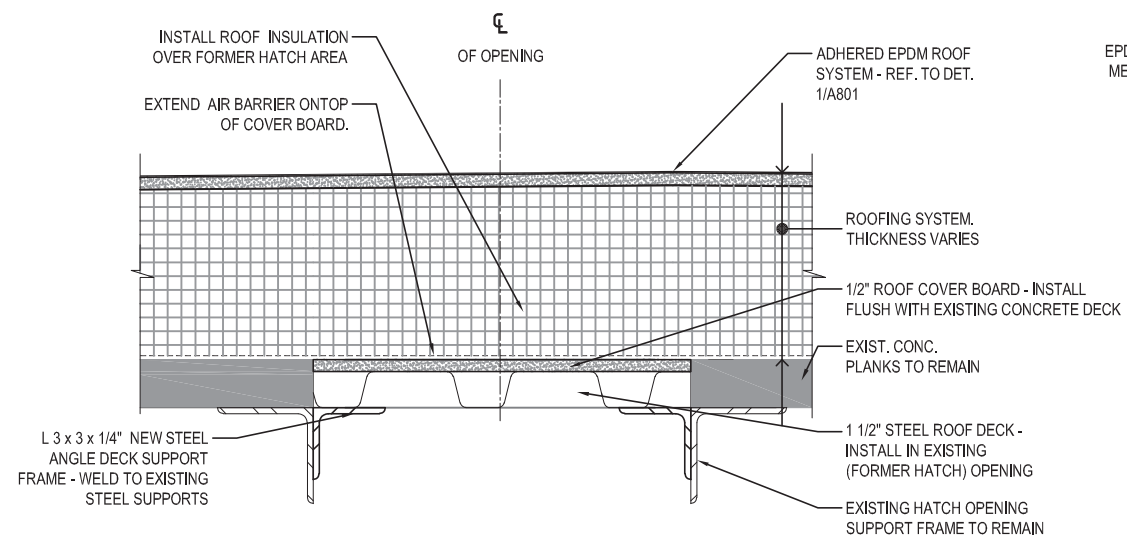
1
A802
TYP. ROOF DRAIN FLASHING AND RETROFITTING DETAIL
SCALE: 1 1/2" = 1'-0"



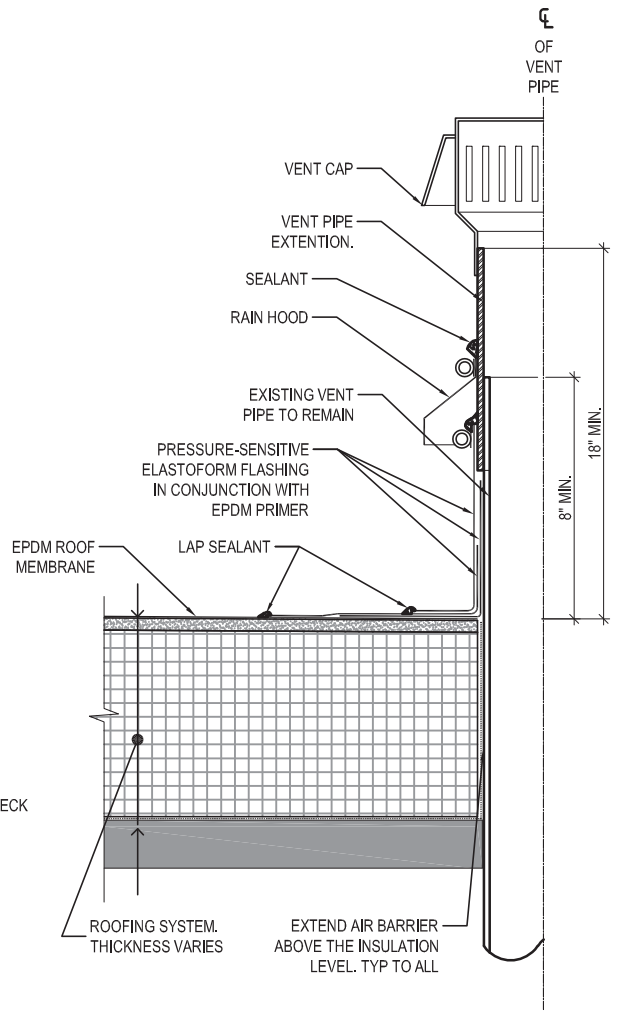
2
A802
EXISTING ROOF HATCH REMOVAL SECTION
SCALE: 1 1/2" = 1'-0"



5
A802
ROOF WALKWAY DETAIL
SCALE: 1 1/2" = 1'-0"



3
A802
ROOF HATCH ENCLOSURE
SCALE: 1 1/2" = 1'-0"



4
A802
TYP. ROOF VENT FLASHING AND EXTENSION DETAIL
SCALE: 1 1/2" = 1'-0"

NOTE: SIMILAR FOR PLUMBING VENT THROUGH ROOF/ AS RECOMMENDED BY ROOF MANUFACTURER

TA NUMBER/DWG NUMBER: XXX
 CHECKED BY: XXX
 DRAFTED BY: XXX
 CHECKED BY: XXX
 DESIGNED BY: XXX
 BUREAU DIRECTOR: J.L. MORRIS

ALTERED ON:	AFFIXED ON: 11/15/2023
SIGNATURE STAMP:	SIGNATURE STAMP:

CE ARCHITECTURE
ENGINEERING
PLANNING
CPLteam.com

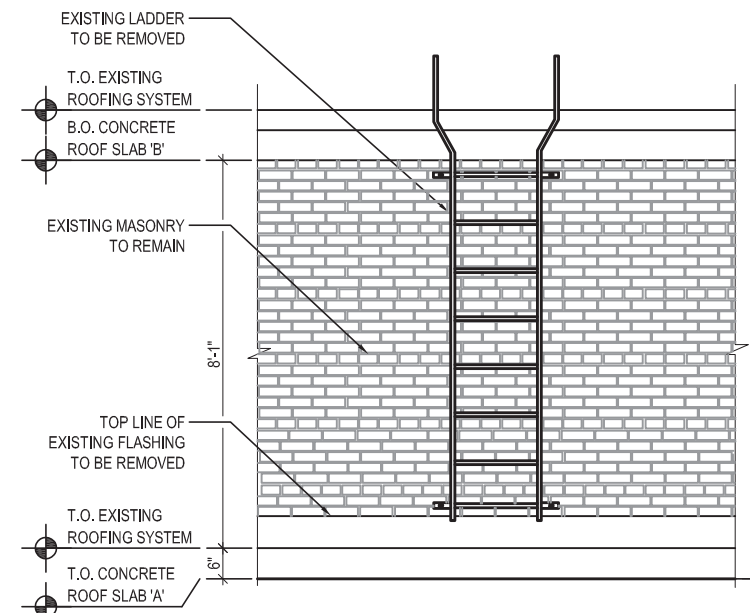
IT IS A VIOLATION OF LAW FOR ANY PERSON, UNLESS THEY ARE ACTING UNDER THE DIRECTION OF A LICENSED PROFESSIONAL ENGINEER, ARCHITECT, LANDSCAPE ARCHITECT, OR LAND SURVEYOR, TO ALTER AN ITEM IN ANY WAY. IF AN ITEM BEARING THE STAMP OF A LICENSED PROFESSIONAL IS ALTERED, THE ALTERING ENGINEER, ARCHITECT, LANDSCAPE ARCHITECT, OR LAND SURVEYOR SHALL STAMP THE DOCUMENT AND INCLUDE THE NOTATION "ALTERED BY" FOLLOWED BY THEIR SIGNATURE, THE DATE OF SUCH ALTERATION, AND A SPECIFIC DESCRIPTION OF THE ALTERATION.

REVISIONS			
DATE	DESCRIPTION	BY	SYM.

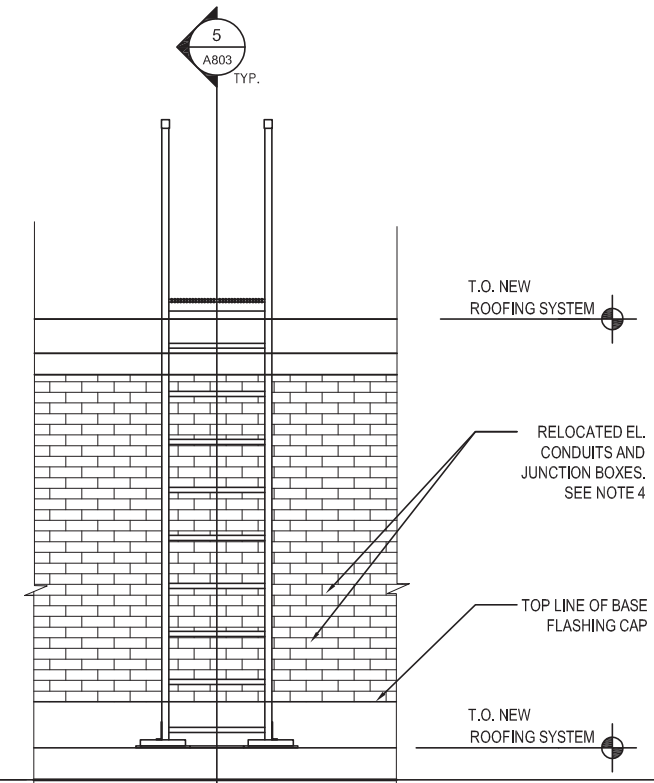


TITLE OF PROJECT: WEEDSPORT-ADDITIONS TO MAINTENANCE SECTION AND ROOF REPLACEMENT	CONTRACT NUMBER: TAS 24-9A
LOCATION OF PROJECT: WEEDSPORT MP 304.2	DATE: 04/28/2023
TITLE OF DRAWING: ROOF DETAILS	DRAWING NUMBER: A-802

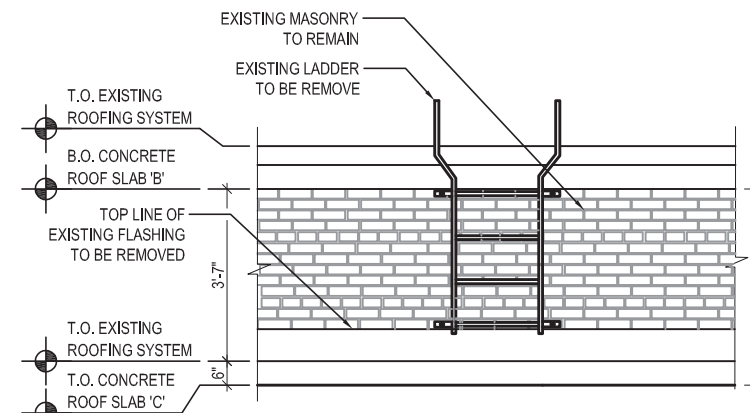
TA NUMBER/DWG NUMBER: XXX
 CHECKED BY: XXX
 DRAFTED BY: XXX
 DESIGNED BY: XXX
 BUREAU DIRECTOR: J.L. MORRIS



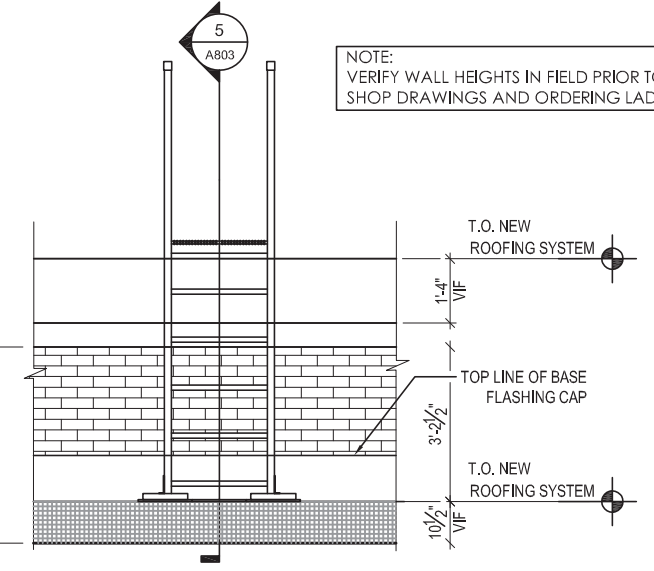
1 LADDER REMOVAL AT EAST ELEVATION
A803 SCALE: 1/4" = 1'-0"



2 LADDER ELEVATION AT EAST FACADE
A803 SCALE: 1/4" = 1'-0"

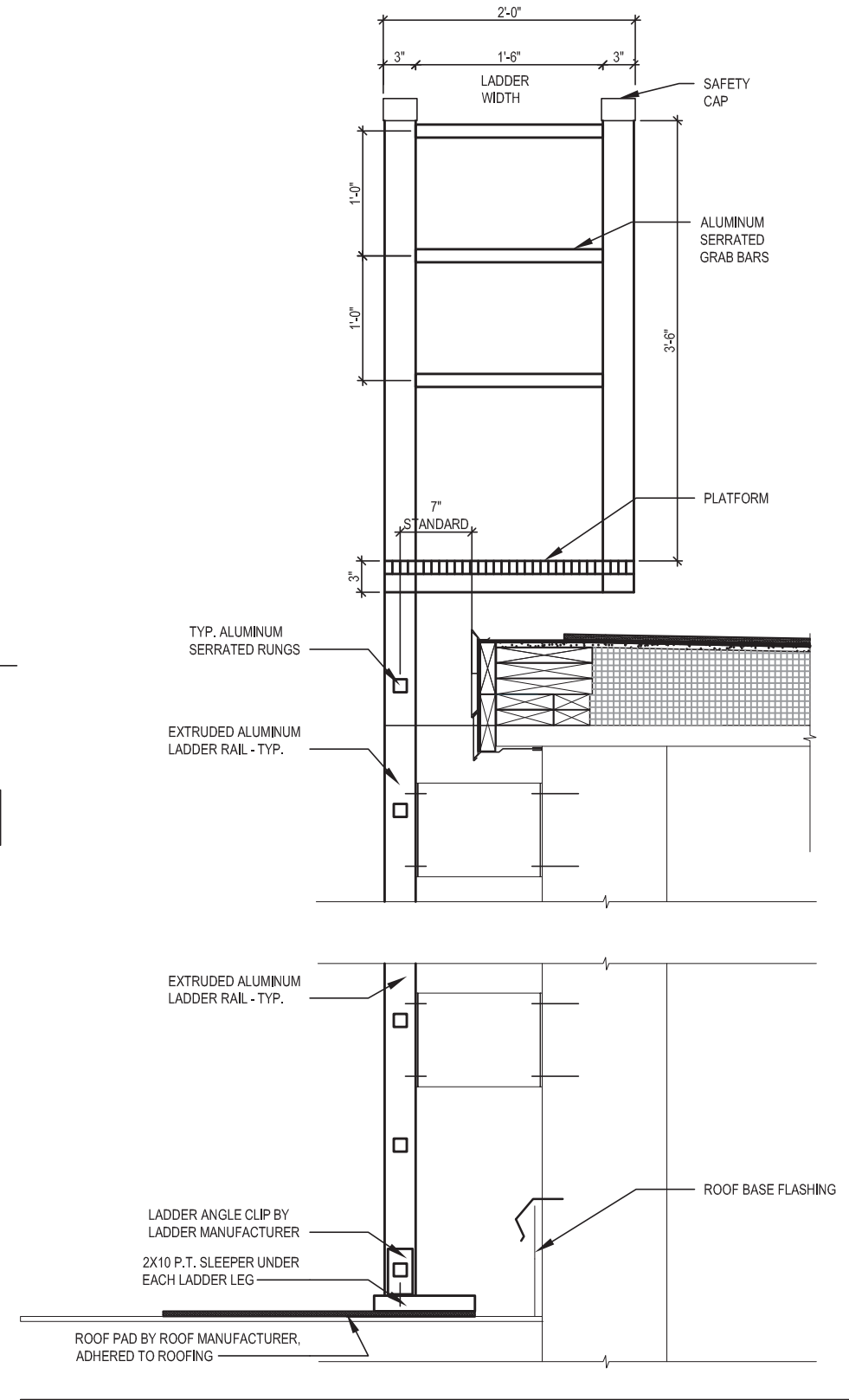


3 LADDER REMOVAL AT WEST ELEVATION
A803 SCALE: 1/4" = 1'-0"



4 LADDER ELEVATION AT WEST FACADE
A803 SCALE: 1/4" = 1'-0"

NOTE:
VERIFY WALL HEIGHTS IN FIELD PRIOR TO PROVIDING SHOP DRAWINGS AND ORDERING LADDERS.



5 SECTION THROUGH EAST/WEST LADDER
A803 SCALE: 1 1/2" = 1'-0"

ALTERED ON: _____ AFFIXED ON: 11/15/2023

SIGNATURE STAMP: _____

**ARCHITECTURE
ENGINEERING
PLANNING**
CPLteam.com

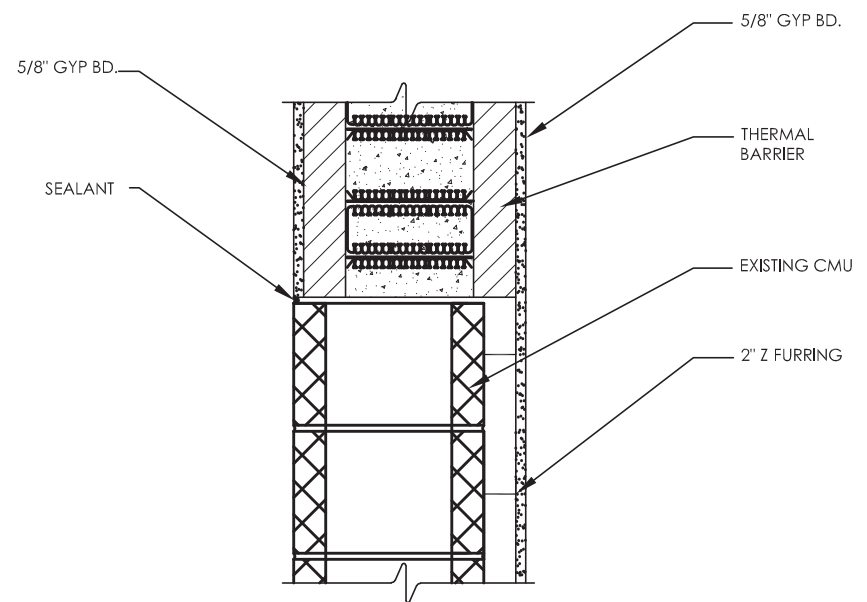
IT IS A VIOLATION OF LAW FOR ANY PERSON, UNLESS THEY ARE ACTING UNDER THE DIRECTION OF A LICENSED PROFESSIONAL ENGINEER, ARCHITECT, LANDSCAPE ARCHITECT, OR LAND SURVEYOR, TO ALTER AN ITEM IN ANY WAY. IF AN ITEM BEARING THE STAMP OF A LICENSED PROFESSIONAL IS ALTERED, THE ALTERING ENGINEER, ARCHITECT, LANDSCAPE ARCHITECT, OR LAND SURVEYOR SHALL STAMP THE DOCUMENT AND INCLUDE THE NOTATION "ALTERED BY" FOLLOWED BY THEIR SIGNATURE, THE DATE OF SUCH ALTERATION, AND A SPECIFIC DESCRIPTION OF THE ALTERATION.

REVISIONS			
DATE	DESCRIPTION	BY	SYM.

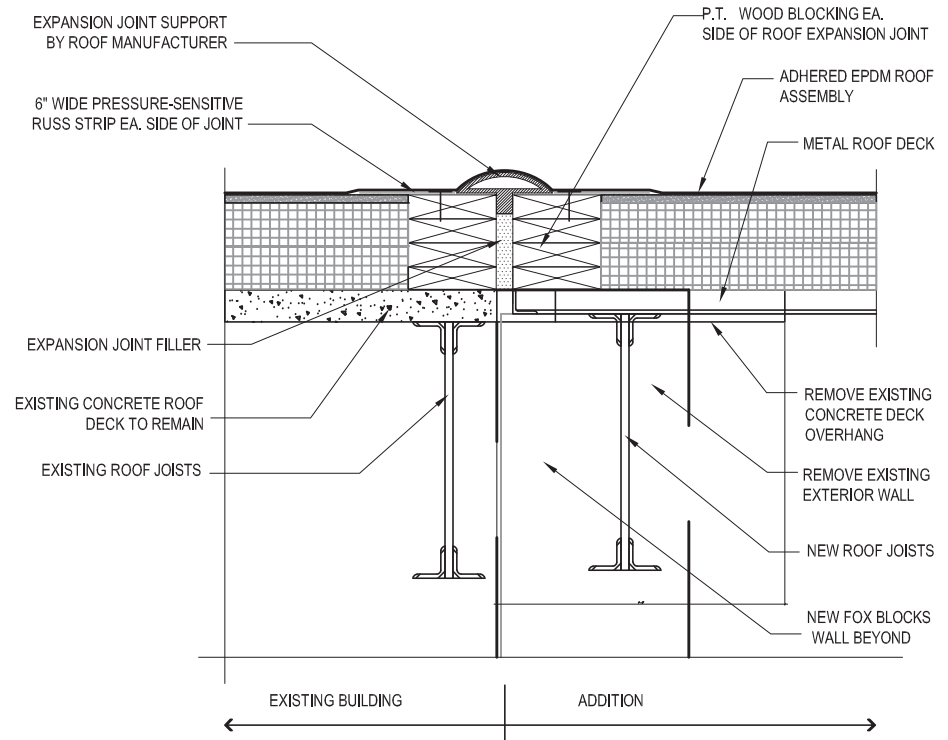


TITLE OF PROJECT WEEDSPORT-ADDITIONS TO MAINTENANCE SECTION AND ROOF REPLACEMENT	CONTRACT NUMBER: TAS 24-9A
LOCATION OF PROJECT WEEDSPORT MP 304.2	DATE: 04/28/2023
TITLE OF DRAWING ROOF DETAILS	DRAWING NUMBER: A-803

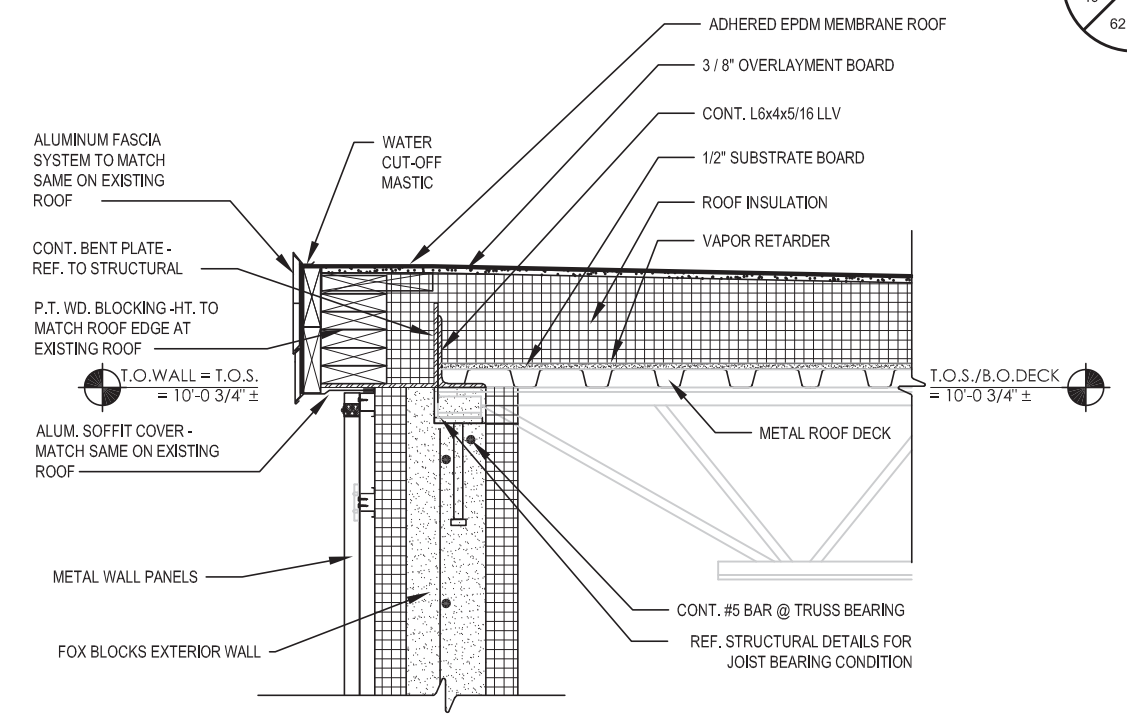
TA NUMBER/DWG NUMBER: XXX
 CHECKED BY: XXX
 DRAFTED BY: XXX
 CHECKED BY: XXX
 DESIGNED BY: XXX
 BUREAU DIRECTOR: J.L. MORRIS



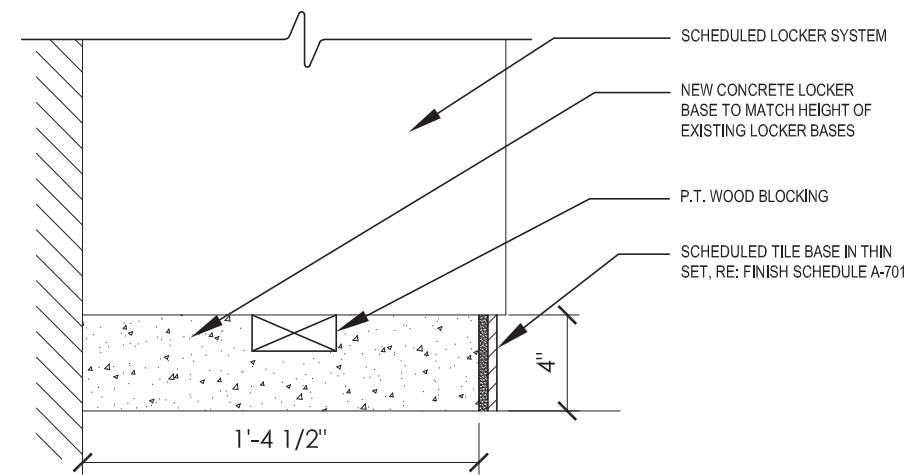
1 WALL CONNECTION DETAIL
A804 SCALE: 1" = 1'-0"



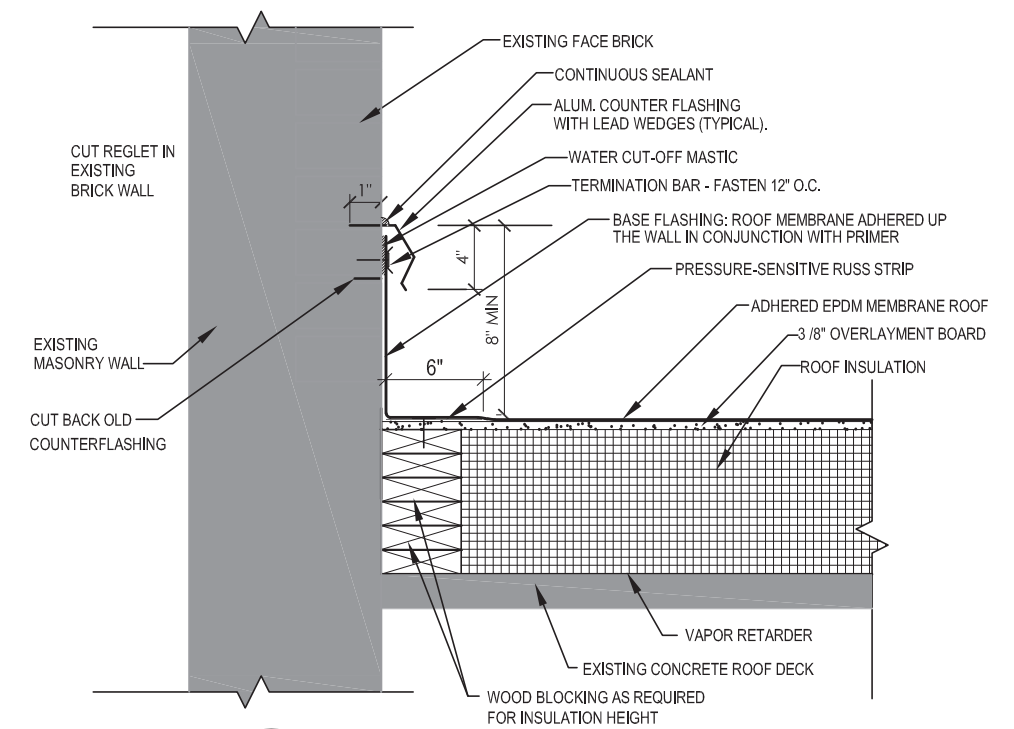
2 EXPANSION JOINT DETAIL
A804 SCALE: 1" = 1'-0"



3 NEW ROOF EDGE DETAIL
A804 SCALE: 3/4" = 1'-0"



5 SECTION THROUGH NEW LOCKER BASE
A804 SCALE: 1 1/2" = 1'-0"



4 FLASHING DETAIL
A804 SCALE: 1" = 1'-0"

ALTERED ON:	AFFIXED ON: 11/15/2023
SIGNATURE: [Signature]	SIGNATURE: [Signature]

CPL ARCHITECTURE
 ENGINEERING
 PLANNING
 CPLteam.com

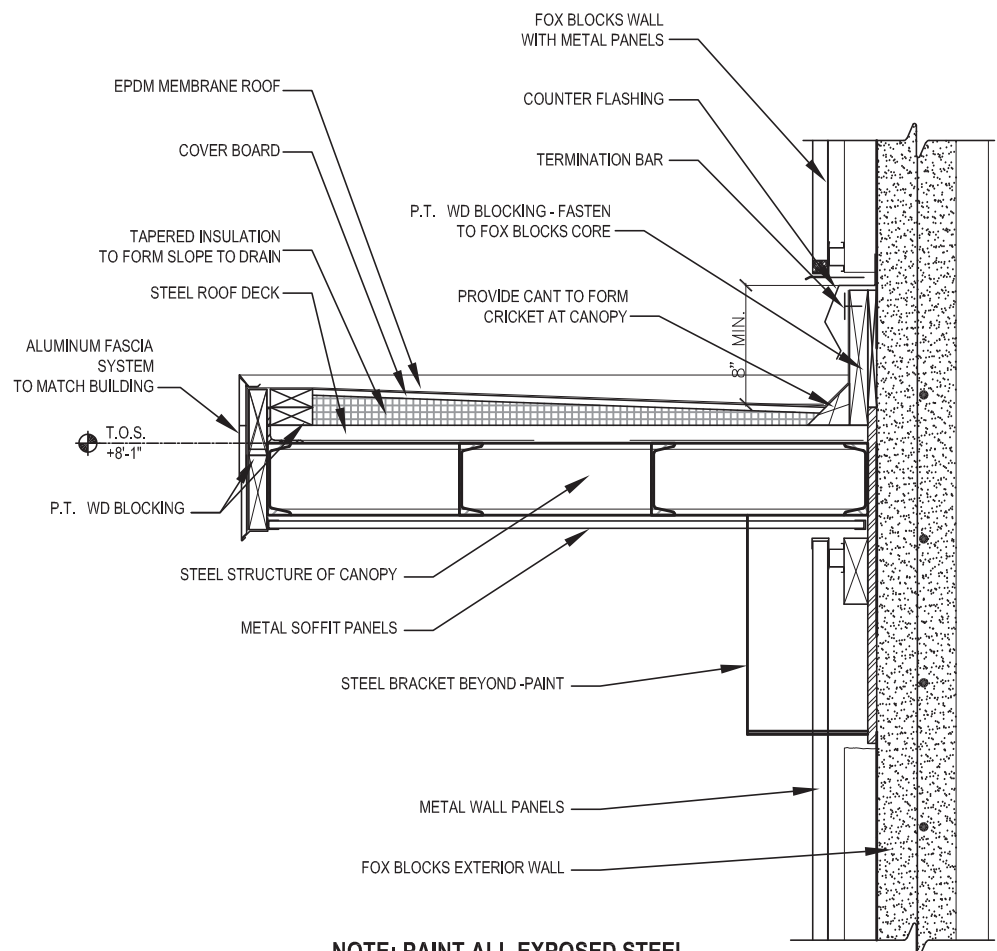
IT IS A VIOLATION OF LAW FOR ANY PERSON, UNLESS THEY ARE ACTING UNDER THE DIRECTION OF A LICENSED PROFESSIONAL ENGINEER, ARCHITECT, LANDSCAPE ARCHITECT, OR LAND SURVEYOR, TO ALTER AN ITEM IN ANY WAY. IF AN ITEM BEARING THE STAMP OF A LICENSED PROFESSIONAL IS ALTERED, THE ALTERING ENGINEER, ARCHITECT, LANDSCAPE ARCHITECT, OR LAND SURVEYOR SHALL STAMP THE DOCUMENT AND INCLUDE THE NOTATION "ALTERED BY" FOLLOWED BY THEIR SIGNATURE, THE DATE OF SUCH ALTERATION, AND A SPECIFIC DESCRIPTION OF THE ALTERATION.

REVISIONS			
DATE	DESCRIPTION	BY	SYM.



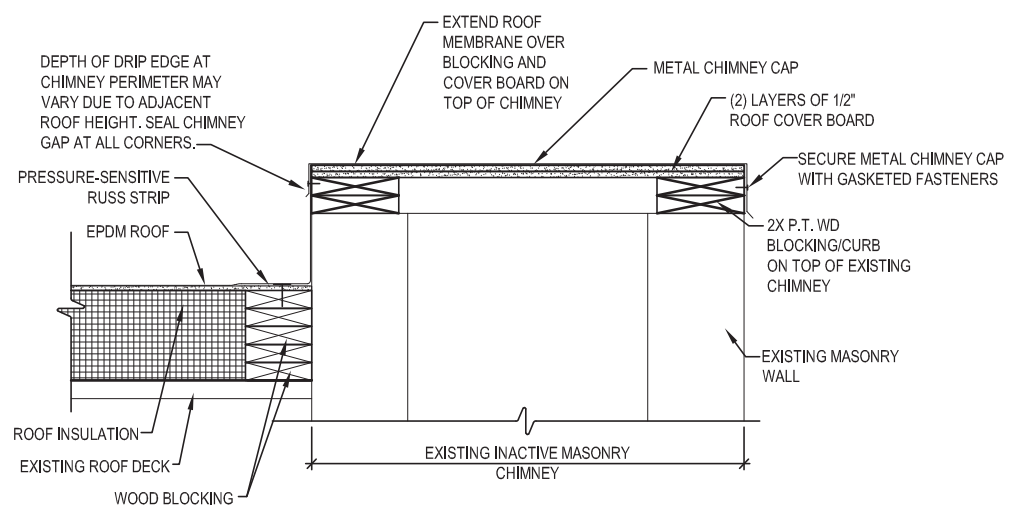
TITLE OF PROJECT: WEEDSPORT-ADDITIONS TO MAINTENANCE SECTION AND ROOF REPLACEMENT	CONTRACT NUMBER: TAS 24-9A
LOCATION OF PROJECT: WEEDSPORT MP 304.2	DATE: 04/28/2023
TITLE OF DRAWING: ROOF DETAILS	DRAWING NUMBER: A-804

TA NUMBER/DWG NUMBER: XXX
 CHECKED BY: XXX
 DRAFTED BY: XXX
 CHECKED BY: XXX
 DESIGNED BY: J.L. MORRIS
 BUREAU DIRECTOR: J.L. MORRIS

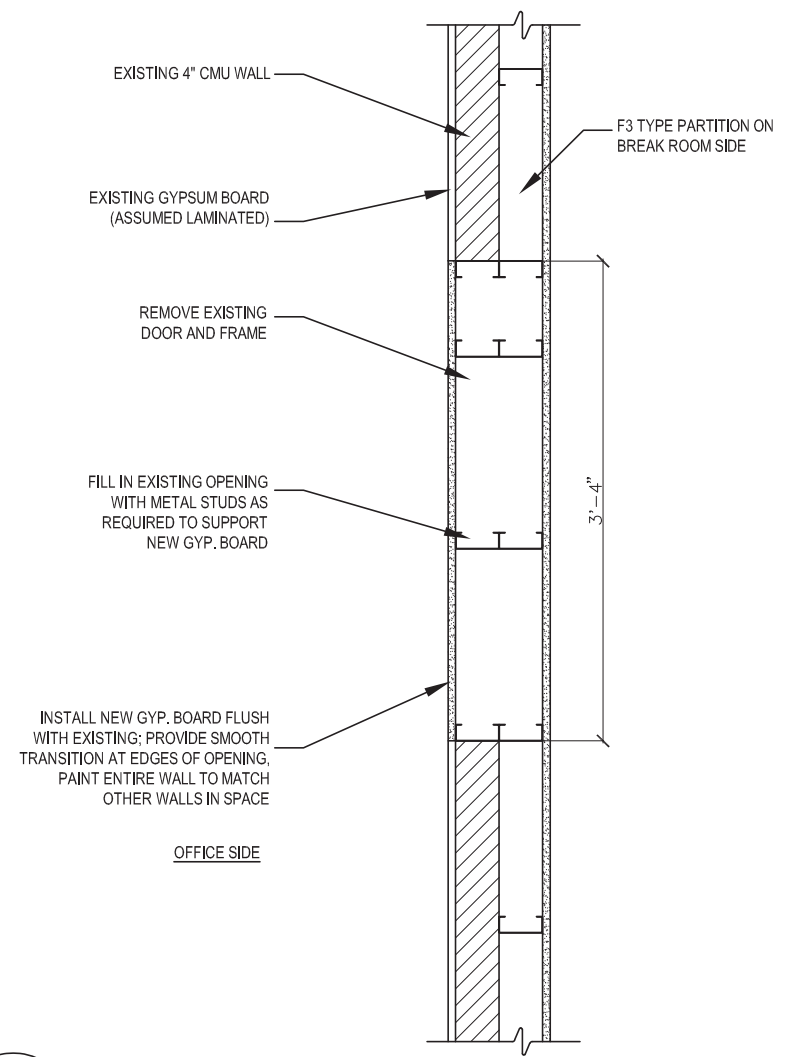


NOTE: PAINT ALL EXPOSED STEEL.


1
A805 **CANOPY SECTION**
SCALE: 3/4" = 1'-0"



2
A805 **DETAIL AT EXISTING CHIMNEY**
SCALE: 3/4" = 1'-0"



3
A805 **DOOR OPENING INFILL DETAIL**
SCALE: 3/4" = 1'-0"

DESIGNED BY: SIGNATURE: STAMP:	AFFIXED ON: 11/15/2023 SIGNATURE: STAMP: 
EXP. 03/31/2026	

CPL ARCHITECTURE
ENGINEERING
PLANNING
CPLteam.com

IT IS A VIOLATION OF LAW FOR ANY PERSON, UNLESS THEY ARE ACTING UNDER THE DIRECTION OF A LICENSED PROFESSIONAL ENGINEER, ARCHITECT, LANDSCAPE ARCHITECT, OR LAND SURVEYOR, TO ALTER AN ITEM IN ANY WAY. IF AN ITEM BEARING THE STAMP OF A LICENSED PROFESSIONAL IS ALTERED, THE ALTERING ENGINEER, ARCHITECT, LANDSCAPE ARCHITECT, OR LAND SURVEYOR SHALL STAMP THE DOCUMENT AND INCLUDE THE NOTATION "ALTERED BY" FOLLOWED BY THEIR SIGNATURE, THE DATE OF SUCH ALTERATION, AND A SPECIFIC DESCRIPTION OF THE ALTERATION.

REVISIONS			
DATE	DESCRIPTION	BY	SYM.



TITLE OF PROJECT WEEDSPORT-ADDITIONS TO MAINTENANCE SECTION AND ROOF REPLACEMENT	CONTRACT NUMBER: TAS 24-9A
LOCATION OF PROJECT WEEDSPORT MP 304.2	DATE: 04/28/2023
TITLE OF DRAWING ROOF DETAILS	DRAWING NUMBER: A-805

T.A. NUMBER/DWG/DWG NUMBER

CHECKED BY: .XXX

DRAFTED BY: .XXX

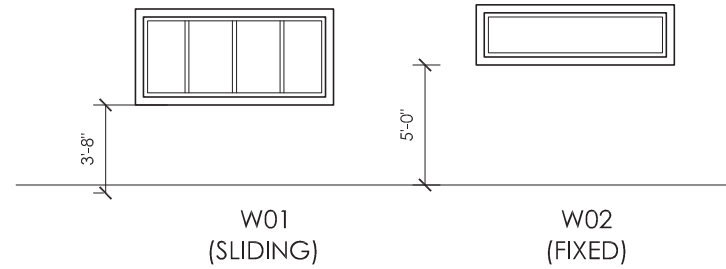
CHECKED BY: .XXX

CHECKED BY: .XXX

BUREAU DIRECTOR: J.L. MORRIS

WINDOW SCHEDULE

TYPE	UNIT SIZE		MATERIAL	ROUGH OPENING		GLAZING		REMARKS
	WIDTH	HEIGHT		WIDTH	HEIGHT	TYPE	THICKNESS	
W01	8'-0"	4'-0"	ALUMINUM	V.I.F.	V.I.F.	I-2	1"	SEE DETAIL 4/A902
W02	8'-0"	1'-8"	ALUMINUM	V.I.F.	V.I.F.	I-2	1"	SEE DETAIL 4/A902



GLASS TYPES:

- I-1 INSULATED SAFETY GLASS
- I-2 INSULATED SAFETY GLASS, LOW-E, ARGON FILLED
- S1 TEMPERED SAFETY GLASS, 1/4"

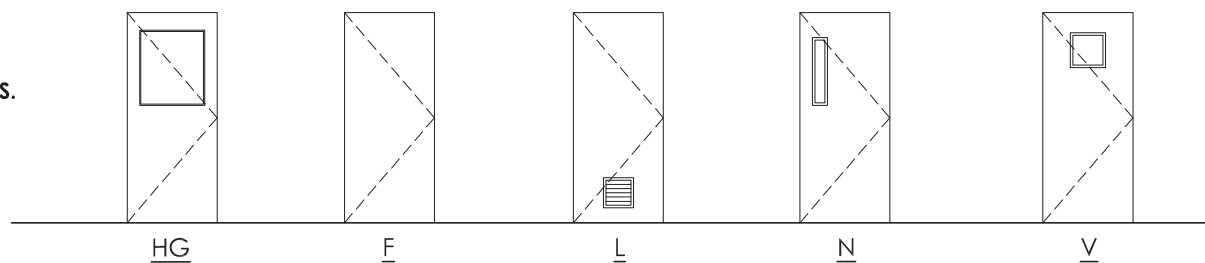
WINDOW TYPES

DOOR SCHEDULE

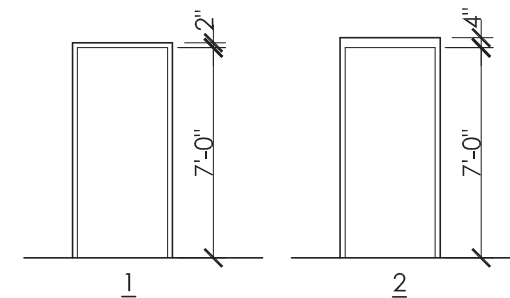
DOOR NO.	DOORS						LABEL	FRAMES						THRESHOLD	GLASS TYPE	HARDWARE	REMARKS
	SIZE			TYPE	MATERIAL / FINISH	UNDERCUT		OVERALL SIZE			TYPE	HEAD/JAMB DETAIL NUMBERS	MATERIAL / FINISH				
	WIDTH	HEIGHT	TH.					WIDTH	HEIGHT	DEPTH							
1-01	ETR	ETR	ETR	V	HM	—	-	ETR	ETR	ETR	1	-	HM	-	ETR	ETR	PAINT EXISTING DOOR AND FRAME
1-01A	3'-0"	7'-0"	1 3/4"	HG	EHM	—	-	3'-4"	7'-4"	5 7/8"	1	X	HM	AL	I-1	1	
1-03	3'-0"	7'-0"	1 3/4"	HG	EHM	—	-	3'-4"	7'-4"	5 7/8"	2	-	HM	AL	I-1	1	
1-03A	2'-0"	7'-0"	1 3/4"	L	HM	—	-	2'-4"	7'-2"	5 7/8"	1	-	HM	---	---	4	
1-04	ETR	ETR	ETR	L	HM	—	-	ETR	ETR	ETR	1	-	HM	ETR	ETR	ETR	PAINT EXISTING DOOR AND FRAME
1-04A	3'-0"	7'-0"	1 3/4"	F	HM	—	-	3'-4"	7'-2"	5 7/8"	1	-	HM	MAR	---	2	
1-05	3'-0"	7'-0"	1 3/4"	F	HM	—	-	3'-4"	7'-2"	5 7/8"	1	-	HM	MAR	---	2	
1-06	ETR	ETR	ETR	V	HM	—	-	ETR	ETR	ETR	1	-	HM	-	ETR	ETR	PAINT EXISTING DOOR AND FRAME
2-03	3'-0"	7'-0"	1 3/4"	HG	EHM	—	-	3'-4"	7'-4"	5 7/8"	2	-	HM	AL	I-1	1	
3-03	3'-0"	7'-0"	1 3/4"	HG	HM	—	-	ETR	ETR	ETR	1	-	HM	-	S1	3	NEW DOOR IN EXISTING FRAME, PAINT EXIST.

NOTES:

1. VERIFY IN FIELD EXISTING OPENING DIMENSIONS.
2. PAINT NEW HM DOORS AND FRAMES.
3. REFER TO SPECIFICATION SECTION 87100 FOR HARDWARE SETS.



DOOR TYPES



FRAME TYPES

DESIGNED BY:	AFFIXED ON: 11/15/2023
SIGNATURE: STAMP:	SIGNATURE: STAMP:

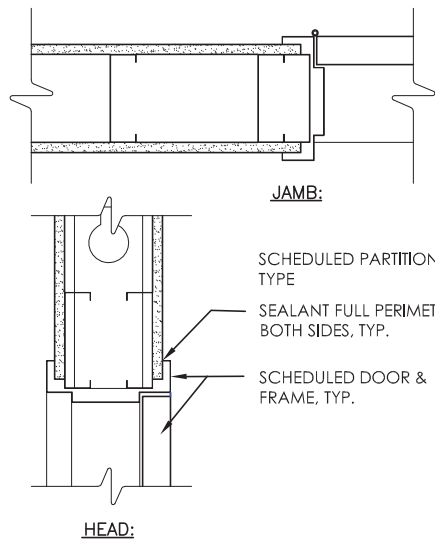
IT IS A VIOLATION OF LAW FOR ANY PERSON, UNLESS THEY ARE ACTING UNDER THE DIRECTION OF A LICENSED PROFESSIONAL ENGINEER, ARCHITECT, LANDSCAPE ARCHITECT, OR LAND SURVEYOR, TO ALTER AN ITEM IN ANY WAY. IF AN ITEM BEARING THE STAMP OF A LICENSED PROFESSIONAL IS ALTERED, THE ALTERING ENGINEER, ARCHITECT, LANDSCAPE ARCHITECT, OR LAND SURVEYOR SHALL STAMP THE DOCUMENT AND INCLUDE THE NOTATION "ALTERED BY" FOLLOWED BY THEIR SIGNATURE, THE DATE OF SUCH ALTERATION, AND A SPECIFIC DESCRIPTION OF THE ALTERATION.

REVISIONS			
DATE	DESCRIPTION	BY	SYM.

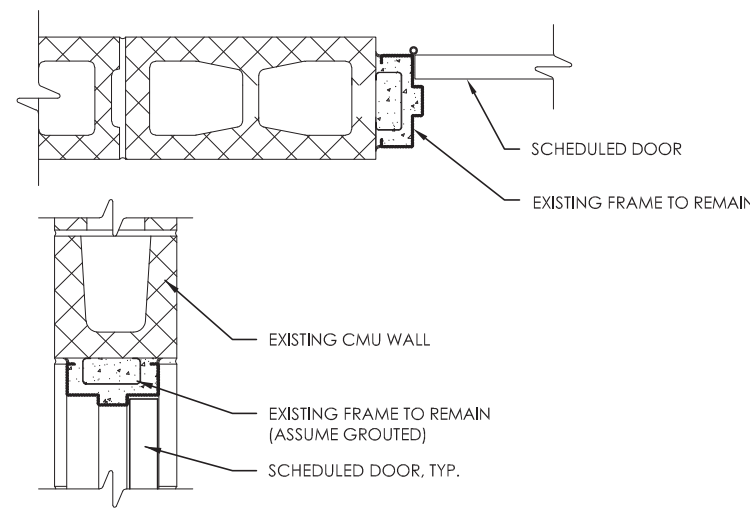


TITLE OF PROJECT: WEEDSPORT-ADDITIONS TO MAINTENANCE SECTION AND ROOF REPLACEMENT	CONTRACT NUMBER: TAS 24-9A
LOCATION OF PROJECT: WEEDSPORT MP 304.2	DATE: 09/27/2022
TITLE OF DRAWING: DOOR AND WINDOW SCHEDULE	DRAWING NUMBER: A-901

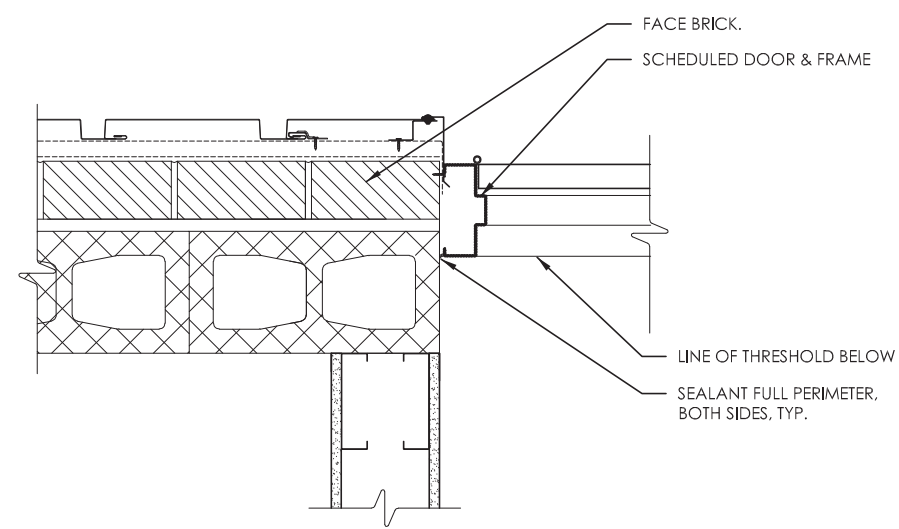
TA NUMBER/DWGNO NUMBER
 CHECKED BY: XXX
 DRAFTED BY: XXX
 CHECKED BY: XXX
 DESIGNED BY: XXX
 BUREAU DIRECTOR: J.L. MORRIS



1
A902
DOOR JAMB/HEAD DETAIL @ METAL STUD PARTITION
SCALE: 1" = 1'-0"

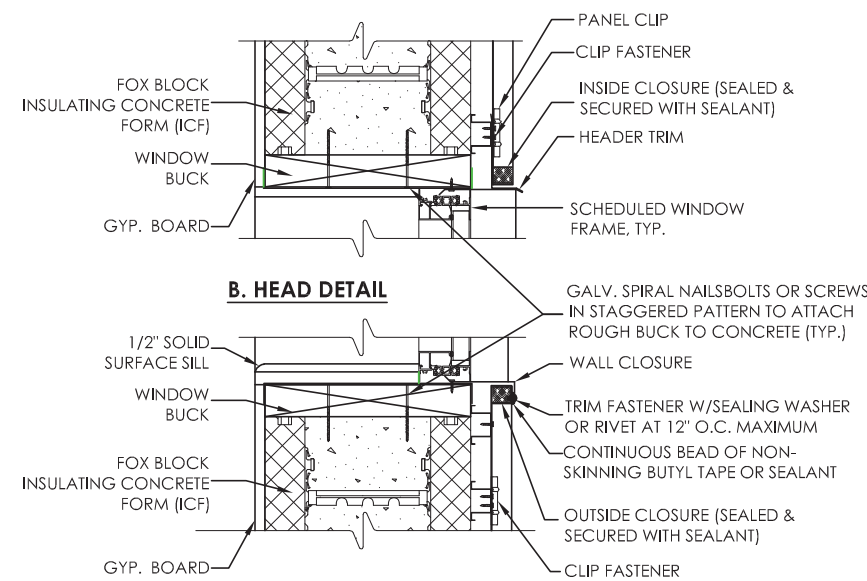


2
A902
DOOR JAMB/HEAD DETAIL @ INTERIOR MASONRY PARTITION
SCALE: 1" = 1'-0"
(DOOR : 03-3)

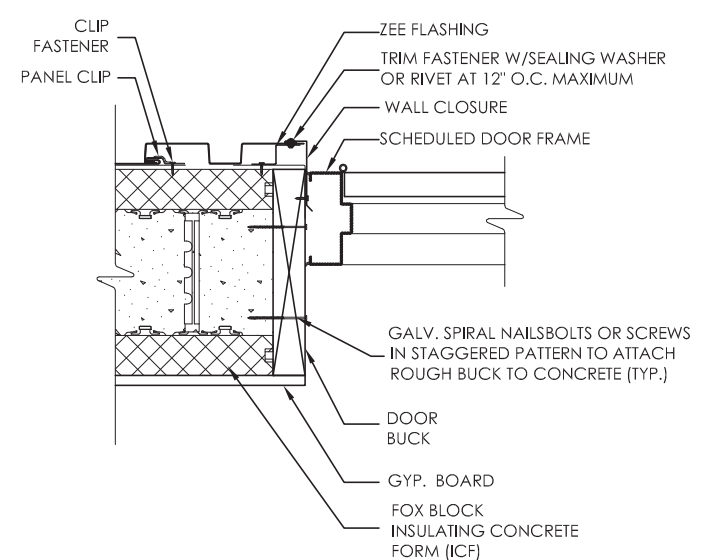


3
A902
EXTERIOR DOOR JAMB DETAIL W/ CMU BACK-UP
SCALE: 1 1/2" = 1'-0"
(DOOR : 01A-1)

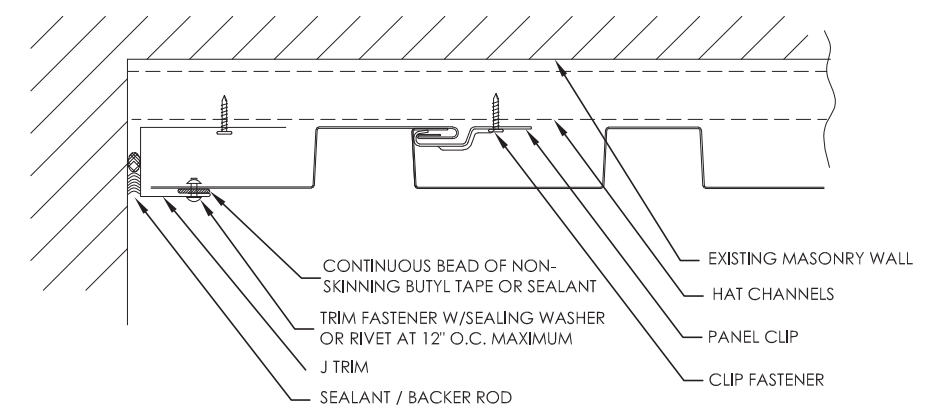
- NOTES:**
- CLEAN EXISTING FRAME AND PREPARE TO RECEIVE NEW HARDWARE.
 - CONTINUOUS HINGE IS SCHEDULED TO COVER EXISTING (REMOVED) HINGE LOCATIONS.
 - VERIFY EXISTING STRIKE PLATE LOCATION AND PREPARE NEW DOOR ACCORDINGLY.
 - FILL IN ALL UNUSED PENETRATIONS IN EXISTING FRAME.



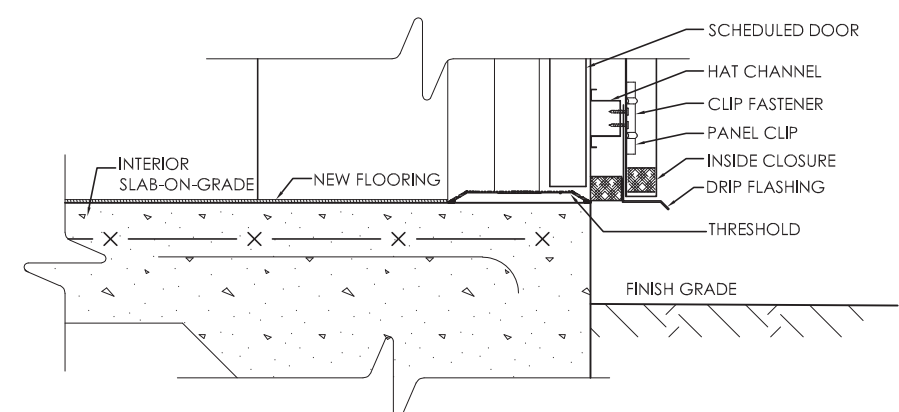
4
A902
EXTERIOR WINDOW DETAIL
SCALE: 1" = 1'-0"



5
A902
DOOR JAMB/HEAD DETAIL @ EXTERIOR ENTRY DOOR
SCALE: 1" = 1'-0"
(ADDITION)



6
A902
METAL PANEL END WALL DETAIL
SCALE: 3" = 1'-0"



7
A902
THRESHOLD DETAIL
SCALE: 3" = 1'-0"

ALTERED ON:	AFFIXED ON: 11/15/2023
SIGNATURE: STAMP:	SIGNATURE: STAMP:



IT IS A VIOLATION OF LAW FOR ANY PERSON, UNLESS THEY ARE ACTING UNDER THE DIRECTION OF A LICENSED PROFESSIONAL ENGINEER, ARCHITECT, LANDSCAPE ARCHITECT, OR LAND SURVEYOR, TO ALTER AN ITEM IN ANY WAY. IF AN ITEM BEARING THE STAMP OF A LICENSED PROFESSIONAL IS ALTERED, THE ALTERING ENGINEER, ARCHITECT, LANDSCAPE ARCHITECT, OR LAND SURVEYOR SHALL STAMP THE DOCUMENT AND INCLUDE THE NOTATION "ALTERED BY" FOLLOWED BY THEIR SIGNATURE, THE DATE OF SUCH ALTERATION, AND A SPECIFIC DESCRIPTION OF THE ALTERATION.

REVISIONS			
DATE	DESCRIPTION	BY	SYM.



TITLE OF PROJECT: WEEDSPORT-ADDITIONS TO MAINTENANCE SECTION AND ROOF REPLACEMENT	CONTRACT NUMBER: TAS 24-9A
LOCATION OF PROJECT: WEEDSPORT MP 304.2	DATE: 09/27/2022
TITLE OF DRAWING: DOOR AND WINDOW DETAILS	DRAWING NUMBER: A-902

GENERAL NOTES:

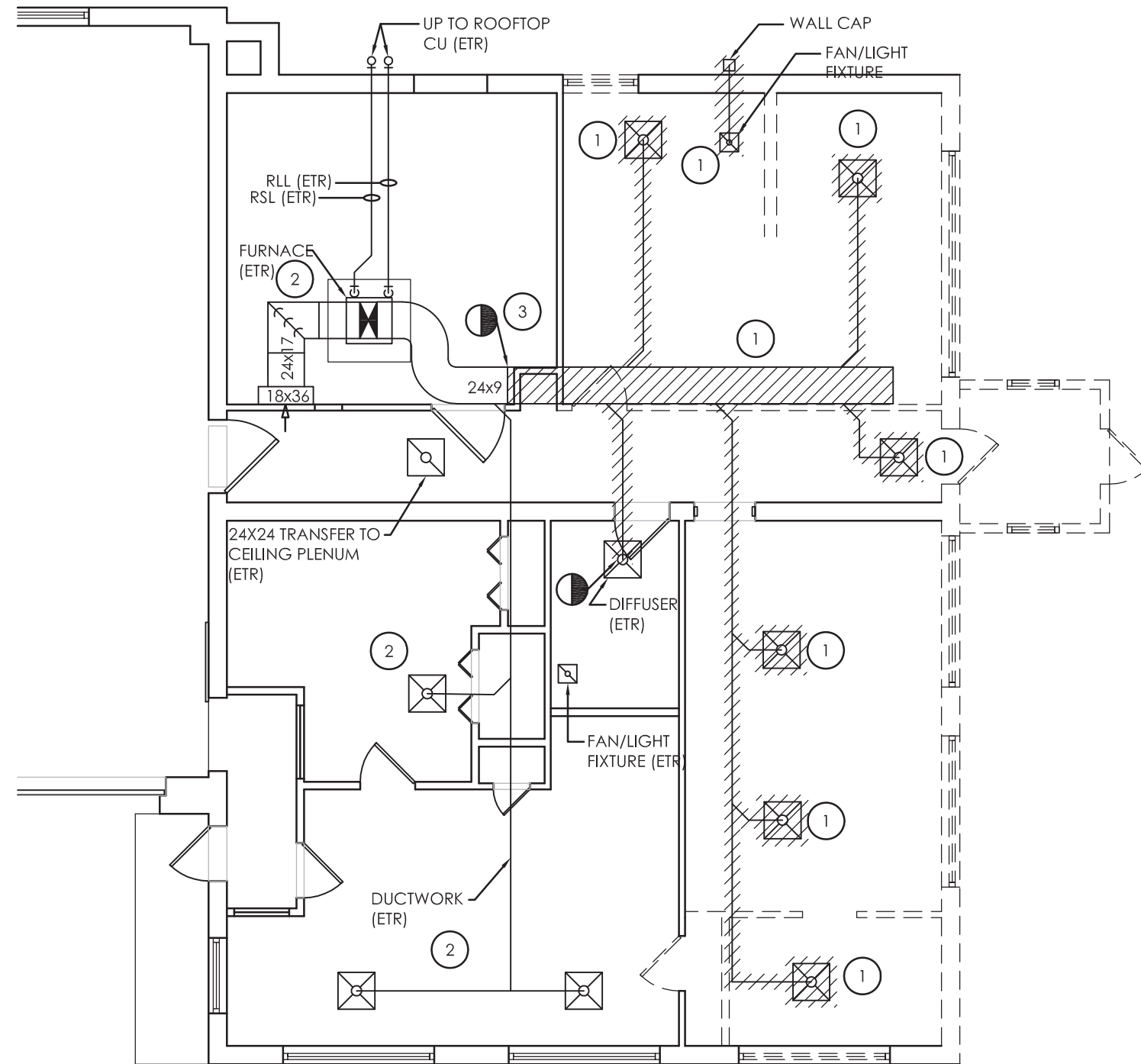
- A. IT IS THE RESPONSIBILITY OF THE CONTRACTOR TO FIELD VERIFY EXISTING CONDITIONS WITHIN THE BUILDING PRIOR TO COMMENCEMENT OF ALL DEMOLITION AND NEW WORK.
- B. DEMOLITION DRAWINGS SHOW MAJOR EQUIPMENT, PIPING, AND DUCTWORK REMOVALS. THE INTENT IS NOT TO IDENTIFY ALL MISCELLANEOUS PIPING, PIPING ACCESSORIES, DUCTWORK, DUCTWORK ACCESSORIES, SUPPORTS, CONTROLS, CONTROL ACCESSORIES, CONTROL WIRING, CONDUIT, AND PNEUMATIC CONTROL TUBING TO BE DISCONNECTED AND REMOVED, BUT IS THE REQUIREMENT UNDER THIS CONTRACT. NO EQUIPMENT, PIPING, OR DUCTWORK SHALL BE ABANDONED IN PLACE, UNLESS OTHERWISE NOTED ON THE DRAWINGS.
- C. ALL OPENINGS AND PENETRATIONS REQUIRED FOR MECHANICAL WORK SHALL BE PROVIDED BY THE MECHANICAL CONTRACTOR INCLUDING STRUCTURAL REQUIREMENTS AND SLEEVES. PENETRATIONS THROUGH RATED WALLS OR FLOORS SHALL BE PROVIDED WITH FIRE/SMOKE STOPPINGS PER SPECIFICATION. REFER TO CODE ANALYSIS DRAWING FOR ALL RATED WALL LOCATIONS. ALL FLOORS SHALL BE CONSIDERED RATED. THE ROOF SYSTEM WITHIN THE CURB OF FUEL FIRED EQUIPMENT REQUIRES FIRE RATING PER DETAILS.
- D. UNLESS SHOWN ON THE ARCHITECTURAL DRAWINGS, IT IS THE RESPONSIBILITY OF THIS CONTRACT TO PATCH AND FINISH ALL EXISTING DUCTWORK OR PIPE PENETRATIONS THROUGH FLOORS, ROOFS, INTERIOR WALLS, AND EXTERIOR WALLS AFTER DEMOLITION WORK. IN ADDITION, ALL NEW PENETRATIONS SHALL BE PROVIDED FOR INSTALLATION OF MECHANICAL SYSTEMS INCLUDING, BUT NOT LIMITED TO, EQUIPMENT, CURBING, DUCTWORK, PIPING, CONTROLS, ETC. PATCHING AND FINISHING SHALL MATCH EXISTING CONSTRUCTION INCLUDING FIRE RATINGS AND ROOF SYSTEM WARRANTIES. PROVIDE LINTELS PER LINTEL SCHEDULE.

KEY NOTES:

- 1 CONTRACTOR TO DEMOLISH DUCTWORK AND DIFFUSERS UP TO POINT OF DISCONNECTION. PREPARE AREA FOR NEW WORK.
- 2 PROVIDE FURNACE AND ROOM SUPPLY AIRFLOW READINGS, AS INDICATED, PRIOR TO DEMOLITION. SUBMIT REPORT TO ENGINEER.
- 3 CAP DUCT.

HVAC SYMBOLS LIST:


	POINT OF DISCONNECTION
	EXISTING WORK TO BE REMOVED



1 HVAC DEMOLITION PLAN
H100 SCALE: 1/8" = 1'-0"

TA NUMBER/DWG NUMBER: XXX
 CHECKED BY: XXX
 DRAFTED BY: XXX
 CHECKED BY: XXX
 DESIGNED BY: J.L. MORRIS
 BUREAU DIRECTOR: J.L. MORRIS

ALTERED ON:	AFFIXED ON: 11/15/2023
SIGNATURE: [Signature]	SIGNATURE: [Signature]



IT IS A VIOLATION OF LAW FOR ANY PERSON, UNLESS THEY ARE ACTING UNDER THE DIRECTION OF A LICENSED PROFESSIONAL ENGINEER, ARCHITECT, LANDSCAPE ARCHITECT, OR LAND SURVEYOR, TO ALTER AN ITEM IN ANY WAY. IF AN ITEM BEARING THE STAMP OF A LICENSED PROFESSIONAL IS ALTERED, THE ALTERING ENGINEER, ARCHITECT, LANDSCAPE ARCHITECT, OR LAND SURVEYOR SHALL STAMP THE DOCUMENT AND INCLUDE THE NOTATION "ALTERED BY" FOLLOWED BY THEIR SIGNATURE, THE DATE OF SUCH ALTERATION, AND A SPECIFIC DESCRIPTION OF THE ALTERATION.

REVISIONS			
DATE	DESCRIPTION	BY	SYM.



TITLE OF PROJECT: WEEDSPORT-ADDITIONS TO MAINTENANCE SECTION AND ROOF REPLACEMENT	CONTRACT NUMBER: TAS 24-9A
LOCATION OF PROJECT: WEEDSPORT MP 304.2	DATE: 09/27/2022
TITLE OF DRAWING: HVAC DEMOLITION PLAN	DRAWING NUMBER: H100

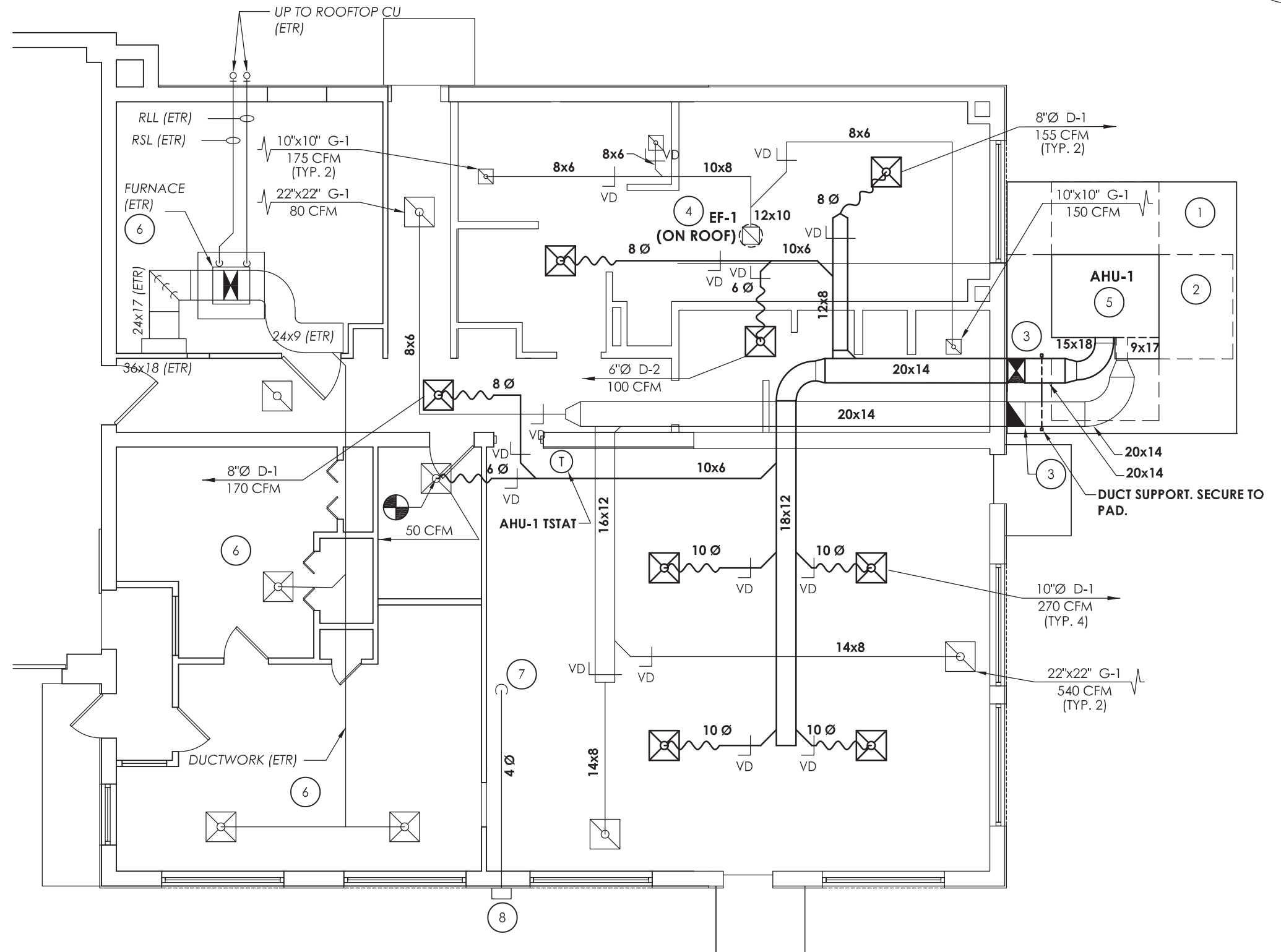
GENERAL NOTES:

- A. CONTRACTOR SHALL BALANCE SYSTEMS TO AIRFLOW RATES AS INDICATED ON DRAWING.
- B. CONTRACTOR SHALL PROVIDE NEW STAND-ALONE AIR HANDLING SYSTEM, DUCTWORK, AND CONTROLS FOR A COMPLETE INSTALLATION.

KEY NOTES:

- 1 G.C. TO PROVIDE APPROX. 17'x15'-6" CONCRETE HOUSEKEEPING PAD AT GRADE. COORDINATE EXACT DIMENSIONS AND LOCATION WITH G.C.
- 2 MAINTAIN MANUFACTURER'S SERVICE CLEARANCES ON ALL SIDES. COORDINATE WITH G.C. FOR PAD AND BOLLARD LAYOUT.
- 3 PROVIDE INSULATION INCLUDING ALUMINUM JACKET ON OUTDOOR DUCTWORK. SECURE DUCTWORK TO EXTERIOR WALL, TYP. 2 LOCATIONS.
- 4 PROVIDE NEW ROOF-MOUNTED EXHAUST FAN AND CURB. PROVIDE NEW ROOF OPENING, STEEL ANGLE REINFORCEMENT, AND ASSOCIATED ROOFING WORK FOR A WEATHERTIGHT INSTALLATION.
- 5 PROVIDE NEW UNIT WITH MANUFACTURER'S STANDARD 2'-HIGH CURB. SECURE UNIT TO CURB AND CURB TO PAD.
- 6 RE-BALANCE THE EXISTING FURNACE TO PROVIDE THE SAME SUPPLY AIRFLOW RATES AS THE PRE-CONSTRUCTION VALUES TO THE ROOMS INDICATED.
- 7 CONNECT 4"Ø EXHAUST DUCT TO RANGE HOOD. CONCEAL DUCT IN SOFFIT. COORDINATE WITH G.C.
- 8 PROVIDE WALL OPENING, WALL CAP, AND BAROMETRIC BACKDRAFT DAMPER.

HVAC SYMBOLS LIST:



TANUMBER/DWG/DWG NUMBER
CHECKED BY: XXX
DRAFTED BY: XXX
CHECKED BY: XXX
DESIGNED BY: J.L. MORRIS
BUREAU DIRECTOR: J.L. MORRIS

ALTERED ON: _____ AFFIXED ON: 11/15/2023

SIGNATURE: _____ SIGNATURE: _____
STAMP: _____ STAMP: _____

ARCHITECTURE
ENGINEERING
PLANNING
CPLteam.com

IT IS A VIOLATION OF LAW FOR ANY PERSON, UNLESS THEY ARE ACTING UNDER THE DIRECTION OF A LICENSED PROFESSIONAL ENGINEER, ARCHITECT, LANDSCAPE ARCHITECT, OR LAND SURVEYOR, TO ALTER AN ITEM IN ANY WAY. IF AN ITEM BEARING THE STAMP OF A LICENSED PROFESSIONAL IS ALTERED, THE ALTERING ENGINEER, ARCHITECT, LANDSCAPE ARCHITECT, OR LAND SURVEYOR SHALL STAMP THE DOCUMENT AND INCLUDE THE NOTATION "ALTERED BY" FOLLOWED BY THEIR SIGNATURE, THE DATE OF SUCH ALTERATION, AND A SPECIFIC DESCRIPTION OF THE ALTERATION.

1 HVAC NEW WORK PLAN
SCALE: 1/8" = 1'-0"

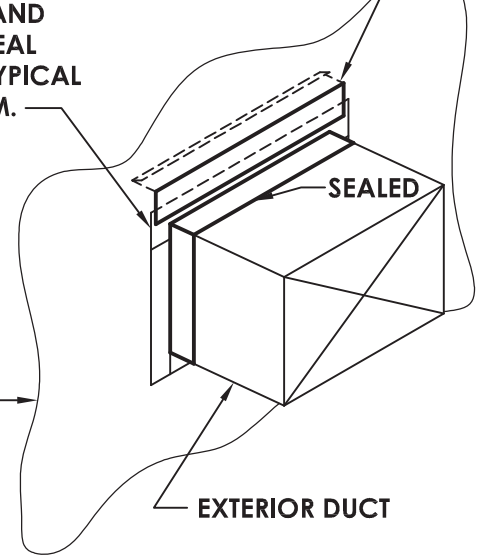
REVISIONS			
DATE	DESCRIPTION	BY	SYM.



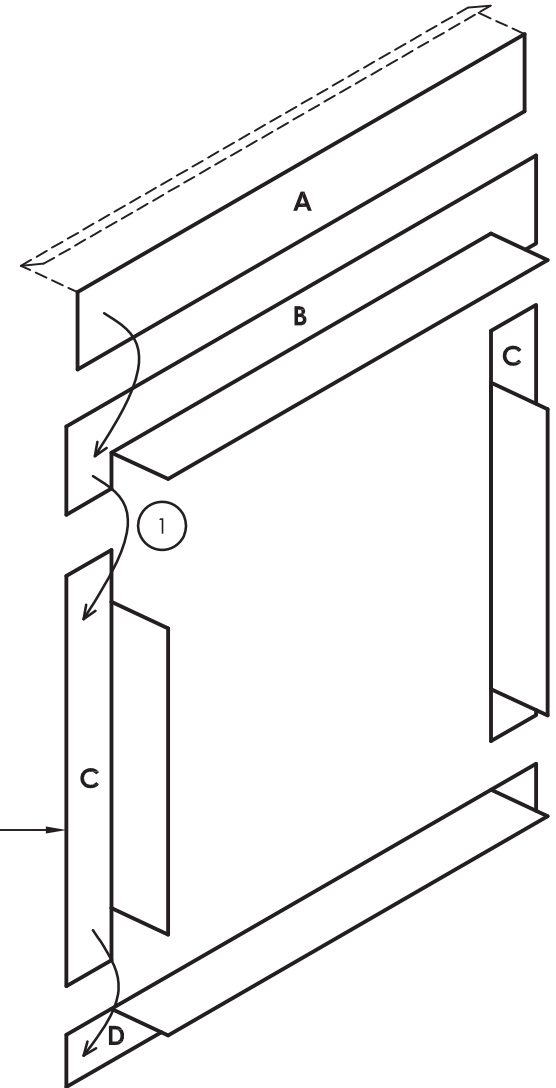
TITLE OF PROJECT WEEDSPORT-ADDITIONS TO MAINTENANCE SECTION AND ROOF REPLACEMENT	CONTRACT NUMBER: TAS 24-9A
LOCATION OF PROJECT WEEDSPORT MP 304.2	DATE: 09/27/2022
TITLE OF DRAWING HVAC NEW WORK PLAN	DRAWING NUMBER: H200

TA NUMBER/DWGNO NUMBER
 CHECKED BY: XXX
 DRAFTED BY: XXX
 CHECKED BY: XXX
 DESIGNED BY: J.L. MORRIS
 BUREAU DIRECTOR: J.L. MORRIS

SHEET METAL FLASHING. ATTACH TO DUCT AND EXTERIOR WALL. SEAL WEATHER TIGHT. TYPICAL SIDES AND BOTTOM.



SAW CUT BETWEEN BRICK AND AND CMU. INSERT AND WEDGE FLASHING INTO PLACE. SEAL WEATHER TIGHT.



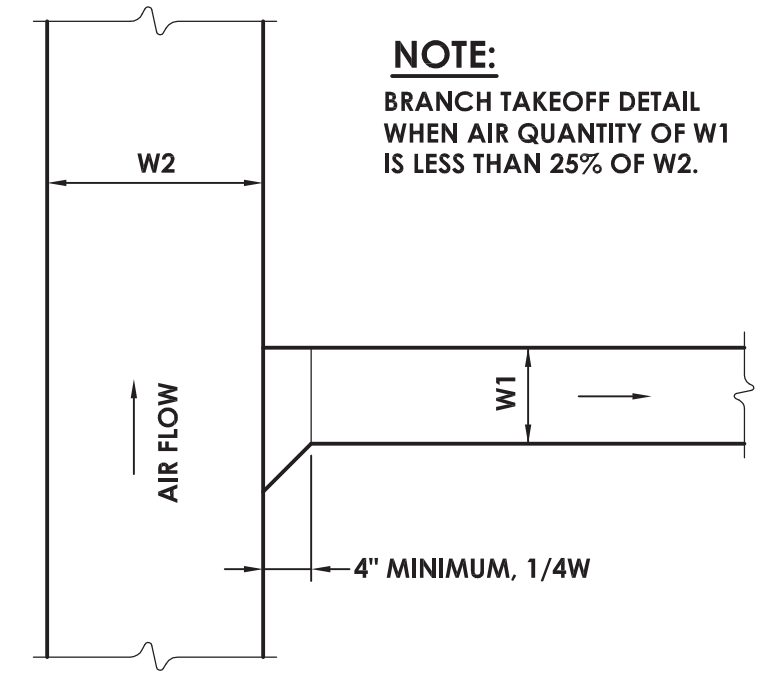
EXPLODED VIEW OF DUCT SHEET METAL FLASHING.

KEY NOTE:

1 TO ALLOW FOR PROPER WATER DRAINAGE, A SHALL OVERLAP B, B SHALL OVERLAP C AND C SHALL OVERLAP D.

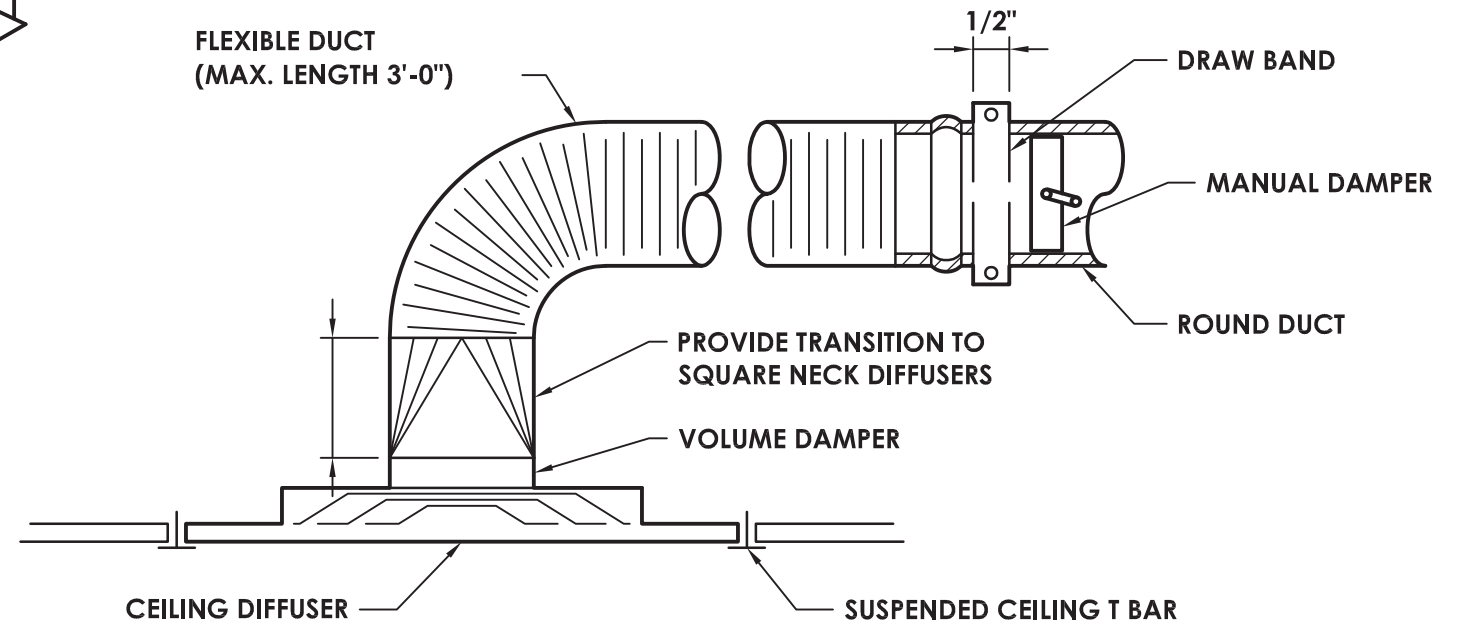
FLASHING AND SEALING OF HORIZONTAL EXTERIOR DUCT PENETRATION THROUGH EXTERIOR WALL

1
H800 NOT TO SCALE



NOTE:
BRANCH TAKEOFF DETAIL WHEN AIR QUANTITY OF W1 IS LESS THAN 25% OF W2.

2
H800 **BRANCH TAKE-OFF DETAIL**
NOT TO SCALE



3
H800 **DIFFUSER DETAIL**
NOT TO SCALE

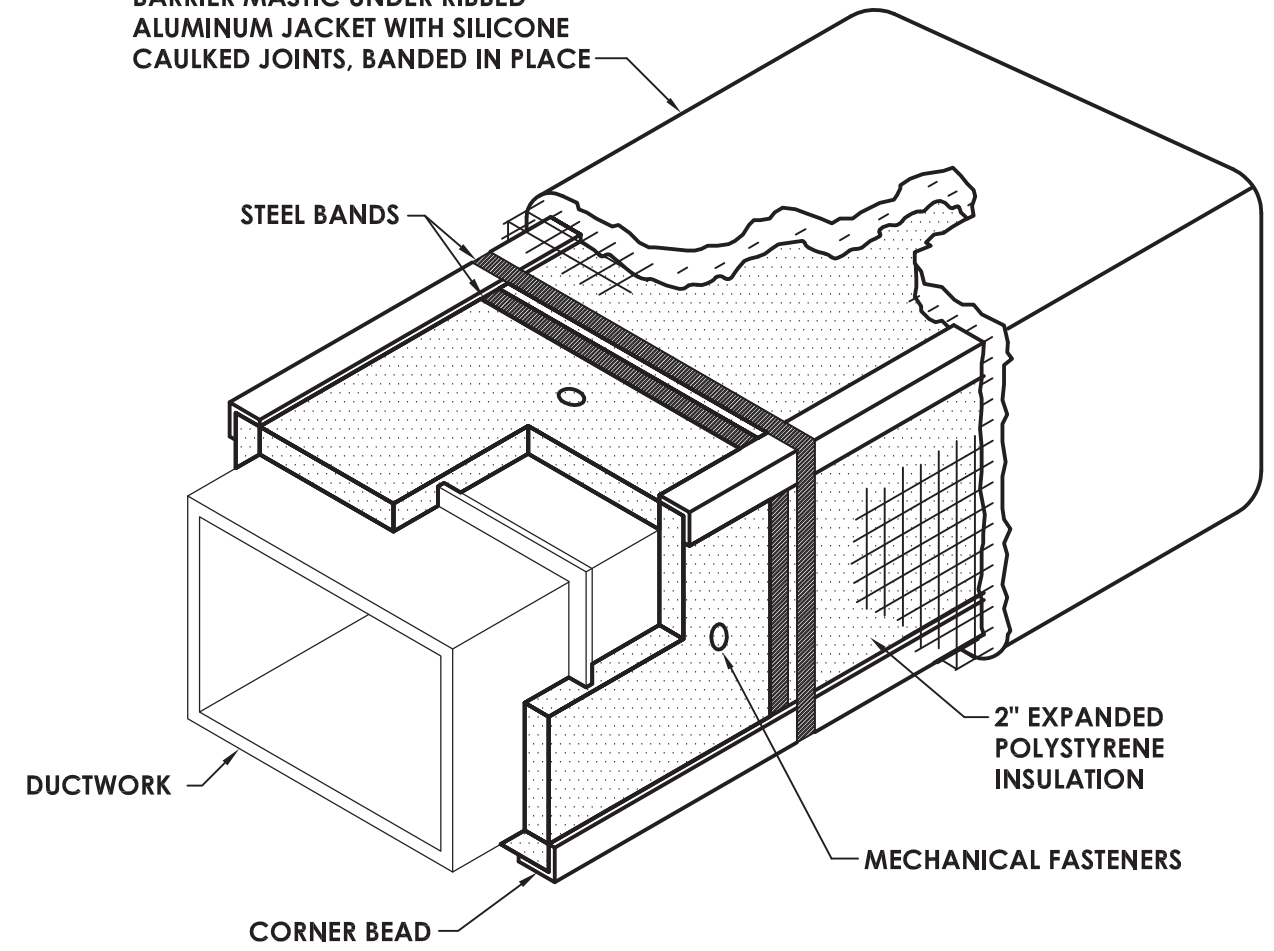
DESIGNED BY: SIGNATURE: STAMP:	ALTERED ON:	AFFIXED ON: 11/15/2023
	<p>IT IS A VIOLATION OF LAW FOR ANY PERSON, UNLESS THEY ARE ACTING UNDER THE DIRECTION OF A LICENSED PROFESSIONAL ENGINEER, ARCHITECT, LANDSCAPE ARCHITECT, OR LAND SURVEYOR, TO ALTER AN ITEM IN ANY WAY. IF AN ITEM BEARING THE STAMP OF A LICENSED PROFESSIONAL IS ALTERED, THE ALTERING ENGINEER, ARCHITECT, LANDSCAPE ARCHITECT, OR LAND SURVEYOR SHALL STAMP THE DOCUMENT AND INCLUDE THE NOTATION "ALTERED BY" FOLLOWED BY THEIR SIGNATURE, THE DATE OF SUCH ALTERATION, AND A SPECIFIC DESCRIPTION OF THE ALTERATION.</p>	

REVISIONS			
DATE	DESCRIPTION	BY	SYM.

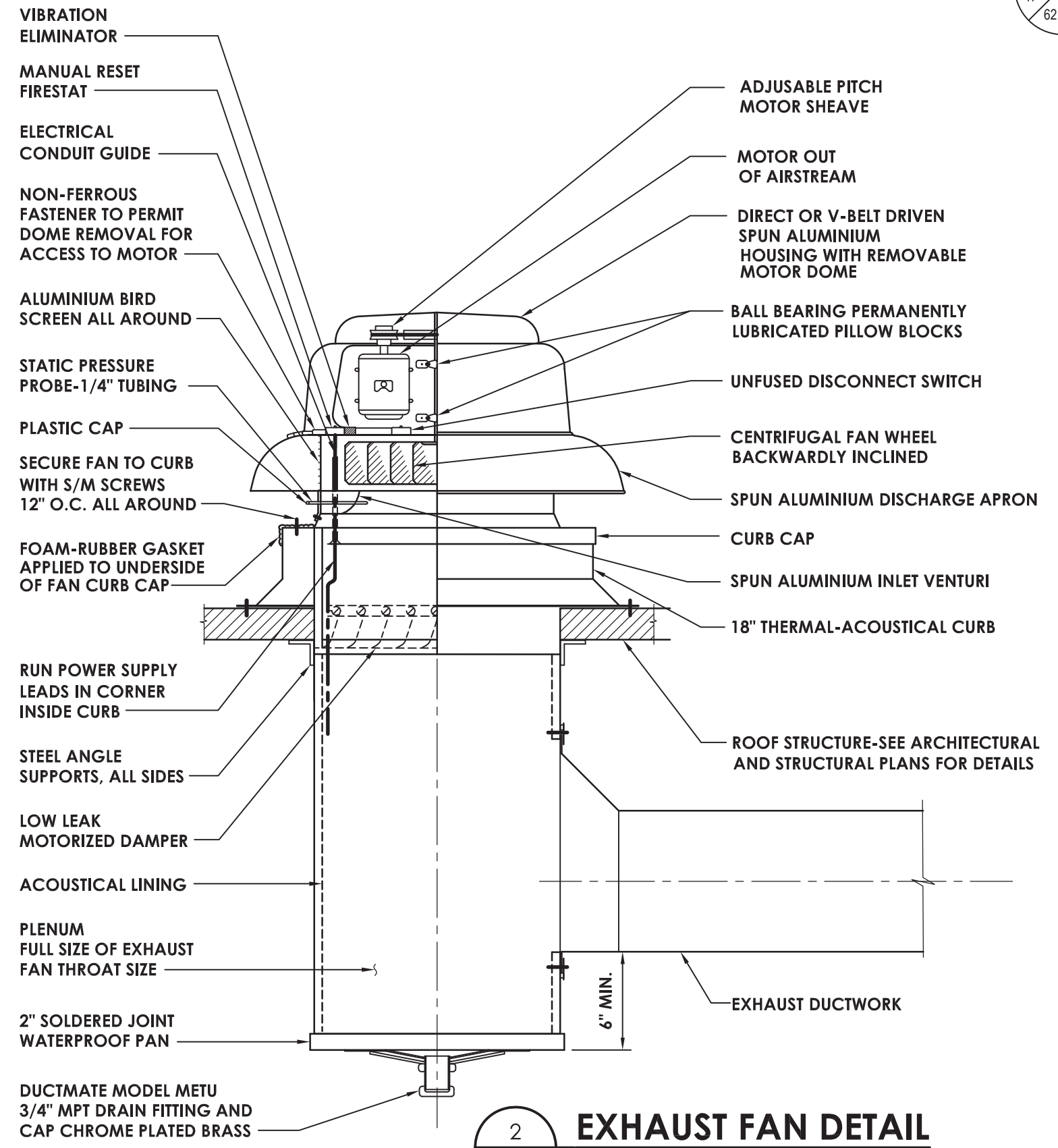


TITLE OF PROJECT WEEDSPORT-ADDITIONS TO MAINTENANCE SECTION AND ROOF REPLACEMENT	CONTRACT NUMBER: TAS 24-9A
LOCATION OF PROJECT WEEDSPORT MP 304.2	DATE: 09/27/2022
TITLE OF DRAWING HVAC DETAILS	DRAWING NUMBER: H800

8 OZ. FABRIC COVER WITH TWO COATS OF WEATHER BARRIER MASTIC UNDER RIBBED ALUMINUM JACKET WITH SILICONE CAULKED JOINTS, BANDED IN PLACE



1 EXTERIOR DUCT INSTALLATION DETAIL
H801 NOT TO SCALE



2 EXHAUST FAN DETAIL
H801 NOT TO SCALE

TA NUMBER/DWG NUMBER: XXX
 CHECKED BY: XXX
 DRAFTED BY: XXX
 DESIGNED BY: XXX
 BUREAU DIRECTOR: J.L. MORRIS

ALTERED ON:	AFFIXED ON: 11/15/2023
SIGNATURE: STAMP:	SIGNATURE: STAMP:

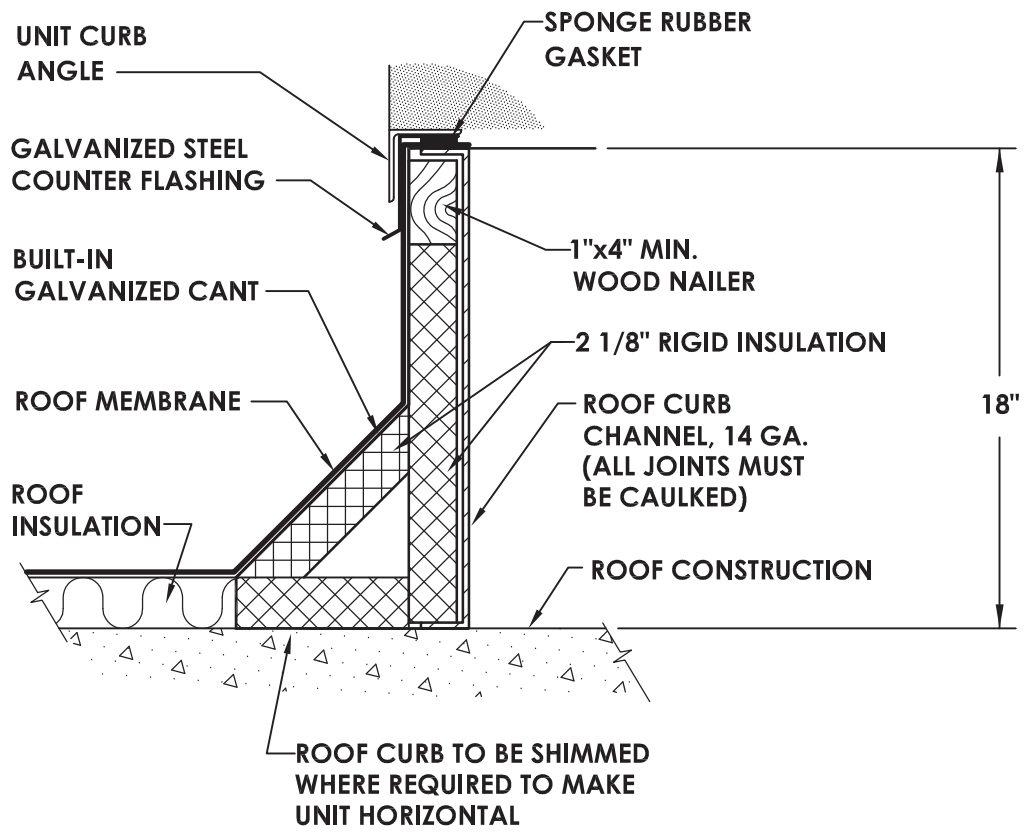
CE ARCHITECTURE ENGINEERING PLANNING
CPLteam.com

IT IS A VIOLATION OF LAW FOR ANY PERSON, UNLESS THEY ARE ACTING UNDER THE DIRECTION OF A LICENSED PROFESSIONAL ENGINEER, ARCHITECT, LANDSCAPE ARCHITECT, OR LAND SURVEYOR, TO ALTER AN ITEM IN ANY WAY. IF AN ITEM BEARING THE STAMP OF A LICENSED PROFESSIONAL IS ALTERED, THE ALTERING ENGINEER, ARCHITECT, LANDSCAPE ARCHITECT, OR LAND SURVEYOR SHALL STAMP THE DOCUMENT AND INCLUDE THE NOTATION "ALTERED BY" FOLLOWED BY THEIR SIGNATURE, THE DATE OF SUCH ALTERATION, AND A SPECIFIC DESCRIPTION OF THE ALTERATION.

REVISIONS			
DATE	DESCRIPTION	BY	SYM.



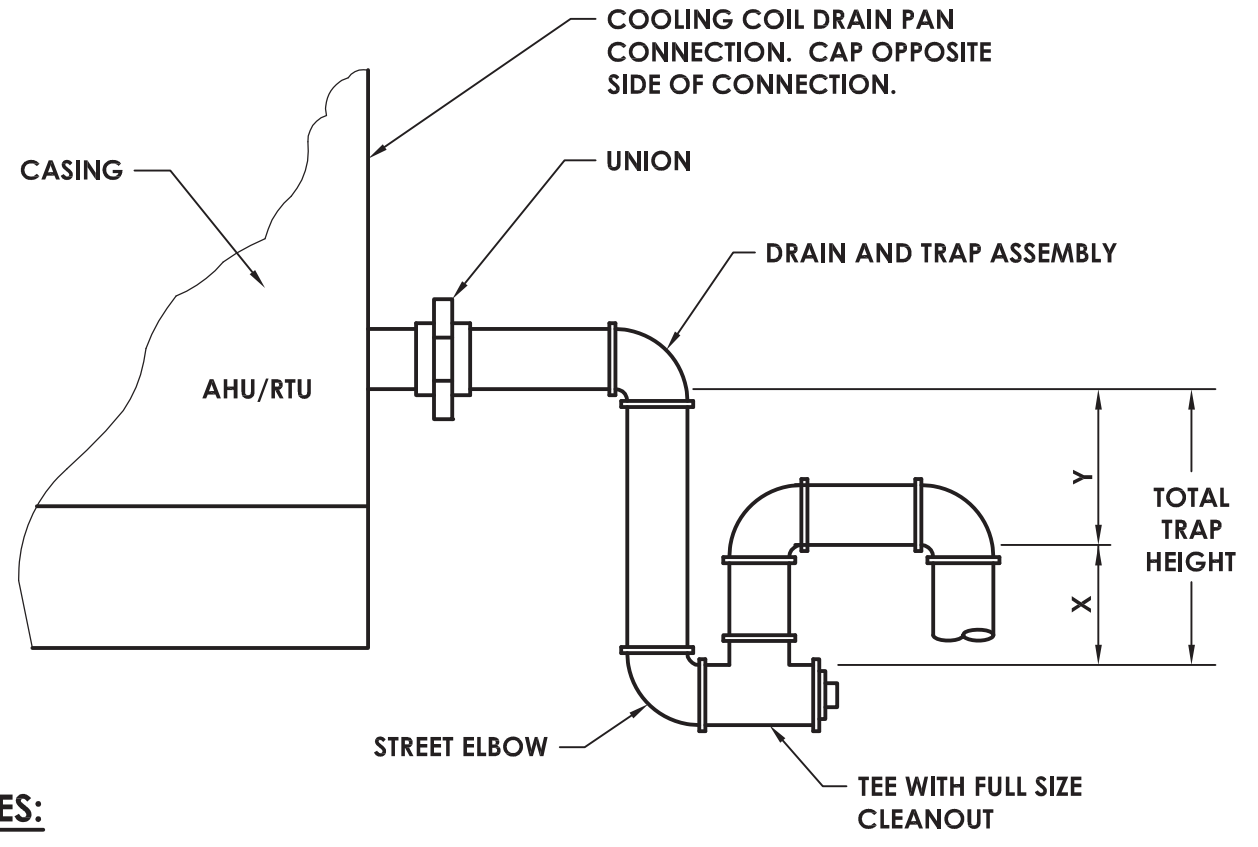
TITLE OF PROJECT: WEEDSPORT-ADDITIONS TO MAINTENANCE SECTION AND ROOF REPLACEMENT	CONTRACT NUMBER: TAS 24-9A
LOCATION OF PROJECT: WEEDSPORT MP 304.2	DATE: 09/27/2022
TITLE OF DRAWING: HVAC DETAILS	DRAWING NUMBER: H801



1
H802

ROOF CURB DETAIL

NOT TO SCALE



NOTES:

1. DRAIN PIPING SHALL BE MINIMUM UNIT CONNECTION SIZE. UNITS 25 TONS AND LARGER SHALL HAVE DRAIN SIZE ONE PIPE SIZE LARGER THAN DRAIN CONNECTION.
2. DRAIN PAN AT NEGATIVE STATIC PRESSURE.
3. "Y" MUST BE 1" PLUS CASING STATIC PRESSURE. MINIMUM 3" HEIGHT REQUIRED.
4. "X" = 1/2 (Y), MINIMUM 2" REQUIRED.

2
H802


TYPICAL AHU/RTU CONDENSATE TRAP DETAIL

NOT TO SCALE

TA NUMBER/DWG NUMBER: XXX
 CHECKED BY: XXX
 DRAFTED BY: XXX
 CHECKED BY: XXX
 DESIGNED BY: J.L. MORRIS
 BUREAU DIRECTOR: J.L. MORRIS

DESIGNED BY:	AFFIXED ON: 11/15/2023
SIGNATURE: [Signature]	SIGNATURE: [Signature]
STAMP: [Professional Engineer Seal]	

EXP. 02/28/2025



IT IS A VIOLATION OF LAW FOR ANY PERSON, UNLESS THEY ARE ACTING UNDER THE DIRECTION OF A LICENSED PROFESSIONAL ENGINEER, ARCHITECT, LANDSCAPE ARCHITECT, OR LAND SURVEYOR, TO ALTER AN ITEM IN ANY WAY. IF AN ITEM BEARING THE STAMP OF A LICENSED PROFESSIONAL IS ALTERED, THE ALTERING ENGINEER, ARCHITECT, LANDSCAPE ARCHITECT, OR LAND SURVEYOR SHALL STAMP THE DOCUMENT AND INCLUDE THE NOTATION "ALTERED BY" FOLLOWED BY THEIR SIGNATURE, THE DATE OF SUCH ALTERATION, AND A SPECIFIC DESCRIPTION OF THE ALTERATION.

REVISIONS			
DATE	DESCRIPTION	BY	SYM.



TITLE OF PROJECT: WEEDSPORT-ADDITIONS TO MAINTENANCE SECTION AND ROOF REPLACEMENT	CONTRACT NUMBER: TAS 24-9A
LOCATION OF PROJECT: WEEDSPORT MP 304.2	DATE: 09/27/2022
TITLE OF DRAWING: HVAC DETAILS	DRAWING NUMBER: H802

AIR HANDLING UNIT SCHEDULE

UNIT NO.	SERVICE/LOCATION	MANUFACTURER	MODEL	SUPPLY FAN							GAS HEAT			
				TOTAL AIR FLOW (CFM)	STANDARD OCCUPANCY MINIMUM O.A. (CFM)	EXT. STATIC PRESSURE (IN WG)	TOTAL STATIC PRESSURE (IN WG)	BRAKE HORSE POWER	FAN RPM	FAN MOTOR HP	INPUT CAPACITY		OUTPUT CAPACITY	
											FIRST STAGE	SECOND STAGE	FIRST STAGE	SECOND STAGE
AHU-1	LOCKERS ROOMS AND BREAK ROOM	DAIKIN	DPS005A	2,000	500	1.50	2.30	1.14	2215	4.0	80.0	-	64.0	-

REMARKS

1. PROVIDE 24" HIGH CURB FOR PAD MOUNTING AT GRADE.
2. PROVIDE 5:1 TURN-DOWN HEATING CONTROL.
3. PROVIDE MODULATING COOLING CONTROL WITH INVERTER COMPRESSOR.
4. PROVIDE ENTHALPY BASED ECONOMIZER CONTROL.
5. PROVIDE 7-DAY PROGRAMMABLE THERMOSTAT WITH LCD DISPLAY.
6. PROVIDE UNIT WITH POWER EXHAUST.

DX COOLING COIL							POWER			UNIT WEIGHT (LBS)	REMARKS	
E.A.T.		AMBIENT D.B. (°F)	GROSS COOLING CAPACITY (MBH)	NET COOLING CAPACITY (MBH)	GROSS SENSIBLE CAPACITY (MBH)	NET SENSIBLE CAPACITY (MBH)	STAGES OF COOLING (MBH)	FLA	MOC			VOLTS/PH
D.B. (°F)	W.B. (°F)											
77.7	65.1	95.0	-	60.1	-	48.9	-	36.1	50	208/3	1,427	1-6

FAN SCHEDULE

MARK	LOCATION	SERVICE	MANUF.	TYPE	MODEL NO.	CFM	FAN DIAMETER	SP (IN WG)	BHP	MHP	FAN RPM	SONES	DRIVE	MOTOR RPM(S)	MOTOR ELECTRICAL	REMARKS
EF-1	ROOF	LOCKER ROOMS	COOK	DOWNBLAST	100C17DEC	500	10	0.25	66W	0.25	1281	6.8	DIRECT	1725	120/1	1-6

REMARKS



1. PROVIDE FACTORY-WIRED DISCONNECT.
2. PROVIDE 120V FACTORY-WIRED BACKDRAFT DAMPER.
3. PROVIDE ALUMINUM BIRDSCREEN.
4. PROVIDE HINGED SUB-BASE.
5. PROVIDE 16" HIGH INSULATED ROOF CURB.
6. PROVIDE FAN-MOUNTED SPEED CONTROL.


DIFFUSER/GRILLE SCHEDULE

MARK	APPLICATION	MATERIAL	FINISH	DESIGN EQUIPMENT	REMARKS
D-1	SUPPLY DIFFUSER	STEEL	WHITE	TITUS, TMS	1
G-1	RETURN/EXHAUST GRILLE	STEEL	WHITE	TITUS, 355RL	-

REMARKS

1. LAY-IN.

DESIGNED BY: J.L. MORRIS BUREAU DIRECTOR	ALTERED ON: 11/15/2023 AFFIXED ON: 11/15/2023 SIGNATURE:  STAMP: 
------------------------------------------------	--------------------------------------------------------------------------------------------------------------------------------------------------------------------------------------------------------------------------------------------------------------



IT IS A VIOLATION OF LAW FOR ANY PERSON, UNLESS THEY ARE ACTING UNDER THE DIRECTION OF A LICENSED PROFESSIONAL ENGINEER, ARCHITECT, LANDSCAPE ARCHITECT, OR LAND SURVEYOR, TO ALTER AN ITEM IN ANY WAY. IF AN ITEM BEARING THE STAMP OF A LICENSED PROFESSIONAL IS ALTERED, THE ALTERING ENGINEER, ARCHITECT, LANDSCAPE ARCHITECT, OR LAND SURVEYOR SHALL STAMP THE DOCUMENT AND INCLUDE THE NOTATION "ALTERED BY" FOLLOWED BY THEIR SIGNATURE, THE DATE OF SUCH ALTERATION, AND A SPECIFIC DESCRIPTION OF THE ALTERATION.

REVISIONS			
DATE	DESCRIPTION	BY	SYM.



TITLE OF PROJECT WEEDSPORT-ADDITIONS TO MAINTENANCE SECTION AND ROOF REPLACEMENT LOCATION OF PROJECT WEEDSPORT MP 304.2	CONTRACT NUMBER: TAS 24-9A DATE: 09/27/2022 DRAWING NUMBER: H900
TITLE OF DRAWING HVAC SCHEDULES	

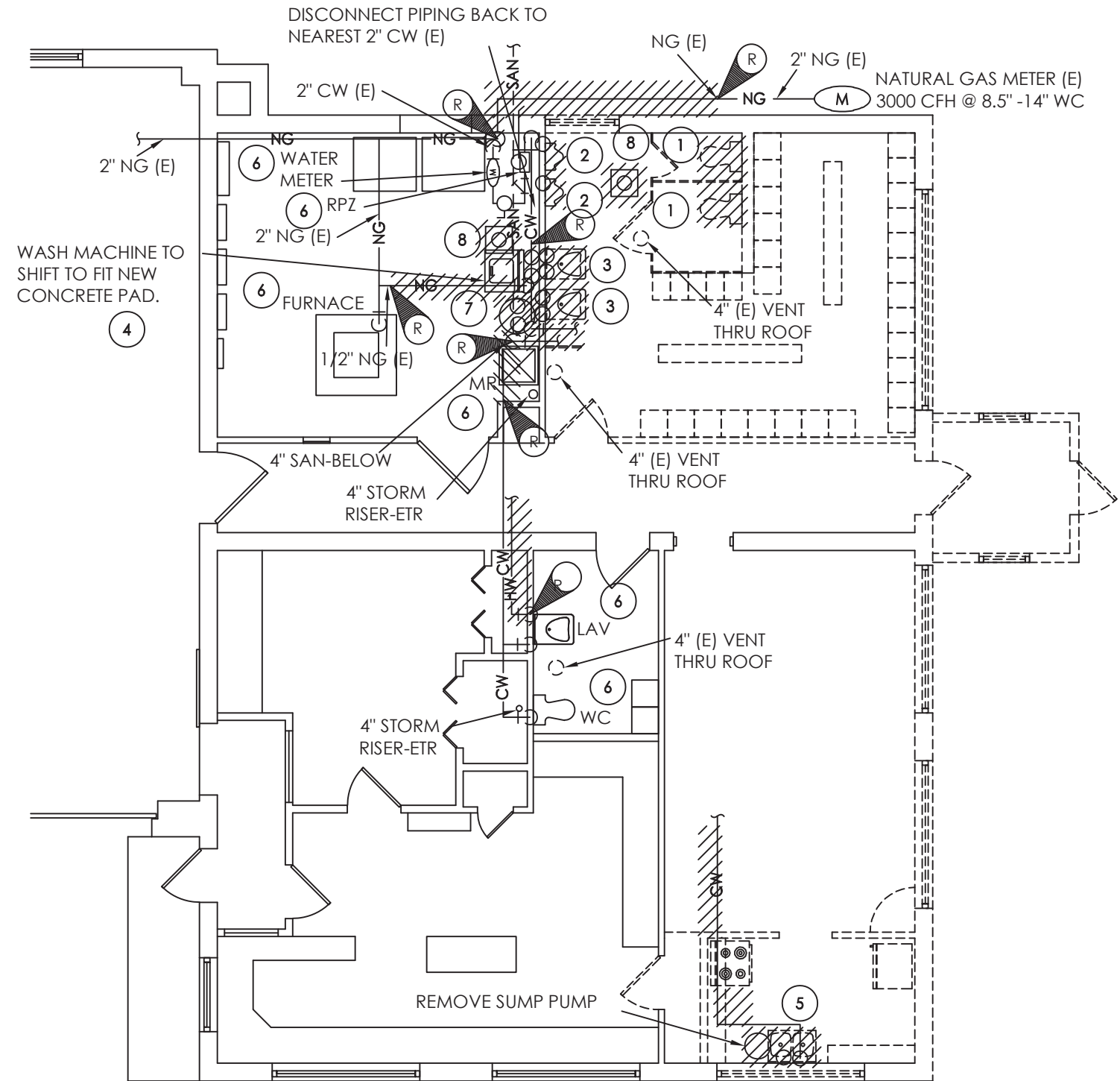
TA NUMBER/DWG NUMBER: XXX
CHECKED BY: XXX
DRAFTED BY: XXX
CHECKED BY: XXX
DESIGNED BY: J.L. MORRIS
BUREAU DIRECTOR

GENERAL NOTES:

- A. EXISTING SHUT-OFF, METER AND REGULATOR EXISTING TO REMAIN. EXISTING GAS PIPING OUTSIDE WILL NEED TO BE RELOCATED ABOVE NEW DOOR OPENING.
- B. REMOVE SANITARY PIPING BELOW THE SLAB, EXPOSE 4" SANITARY FOR NEW PLUMBING WORK. SAW CUT SLAB AS NECESSARY FOR REMOVALS INDICATED. EXCAVATE AS NECESSARY TO ACCESS PIPING AND PATCH TO MATCH EXISTING.
- C. VENT PIPING THROUGH ROOF TO REMAIN THREE PLACES. RE USE EXISTING FOR NEW VENT PIPING.
- D. REMOVE COLD WATER PIPING BACK TO NEAREST 2" FOR POINT OF CONNECTION FOR NEW PLUMBING WORK

KEY NOTES:

- 1 REMOVE FLOOR MOUNTED WATER CLOSET, 4" SAN, 2" VENT AND 1" CW BRANCH PIPING IN ITS ENTIRETY.
- 2 REMOVE WALL MOUNTED URINAL, CARRIER, 2" SAN, 2" VENT AND 1/2" CW PIPING IN ITS ENTIRETY.
- 3 REMOVE WALL MOUNTED LAVATORY, CARRIER, 1 1/2" SAN, 1 1/2" VENT, 1/2" CW AND 1/2" HW BRANCH PIPING IN ITS ENTIRETY.
- 4 RELOCATE WASHING MACHINE AND POINT OF CONNECT IN EXISTING PIPING 1/2" CW, 1/2" HW AND DRAIN. CLEAN UP EXISTING PIPING TO MAKE A CLEAR SPACE FOR NEW WATER HEATER PIPING. PREP AREA WITH ENOUGH ROOM TO FIT A NEW 3'x3'x4" DEEP CONCRETE PAD FOR WATER HEATER.
- 5 REMOVE KITCHEN SINK & UNDER COUNTER SUMP PUMP, 1 1/2" SAN, 1 1/2" VENT, 1/2" CW AND 1/2" HW BRANCH PIPING IN ITS ENTIRETY.
- 6 EXISTING FIXTURES TO REMAIN
- 7 REMOVE GAS FIRED WATER HEATER AND ALL OF THE ACCESSORIES, 3/4" HW, 3/4" CW AND 1/2" GAS BRANCH PIPING BACK TO MAIN. VALVE AND CAP GAS STUB.
- 8 REMOVE FLOOR DRAINS 4" SAN, CAPPED BELOW THE SLAB.



1 PLUMBING DEMO WORK PLAN
SCALE: 1/8" = 1'-0"

TA NUMBER/DWG/DWG NUMBER
 CHECKED BY: XXX
 DRAFTED BY: XXX
 CHECKED BY: XXX
 DESIGNED BY: XXX
 BUREAU DIRECTOR: J.L. MORRIS

ALTERED ON:	AFFIXED ON: 11/15/2023
SIGNATURE: STAMP:	

CPL ARCHITECTURE
ENGINEERING
PLANNING
CPLteam.com

IT IS A VIOLATION OF LAW FOR ANY PERSON, UNLESS THEY ARE ACTING UNDER THE DIRECTION OF A LICENSED PROFESSIONAL ENGINEER, ARCHITECT, LANDSCAPE ARCHITECT, OR LAND SURVEYOR, TO ALTER AN ITEM IN ANY WAY. IF AN ITEM BEARING THE STAMP OF A LICENSED PROFESSIONAL IS ALTERED, THE ALTERING ENGINEER, ARCHITECT, LANDSCAPE ARCHITECT, OR LAND SURVEYOR SHALL STAMP THE DOCUMENT AND INCLUDE THE NOTATION "ALTERED BY" FOLLOWED BY THEIR SIGNATURE, THE DATE OF SUCH ALTERATION, AND A SPECIFIC DESCRIPTION OF THE ALTERATION.

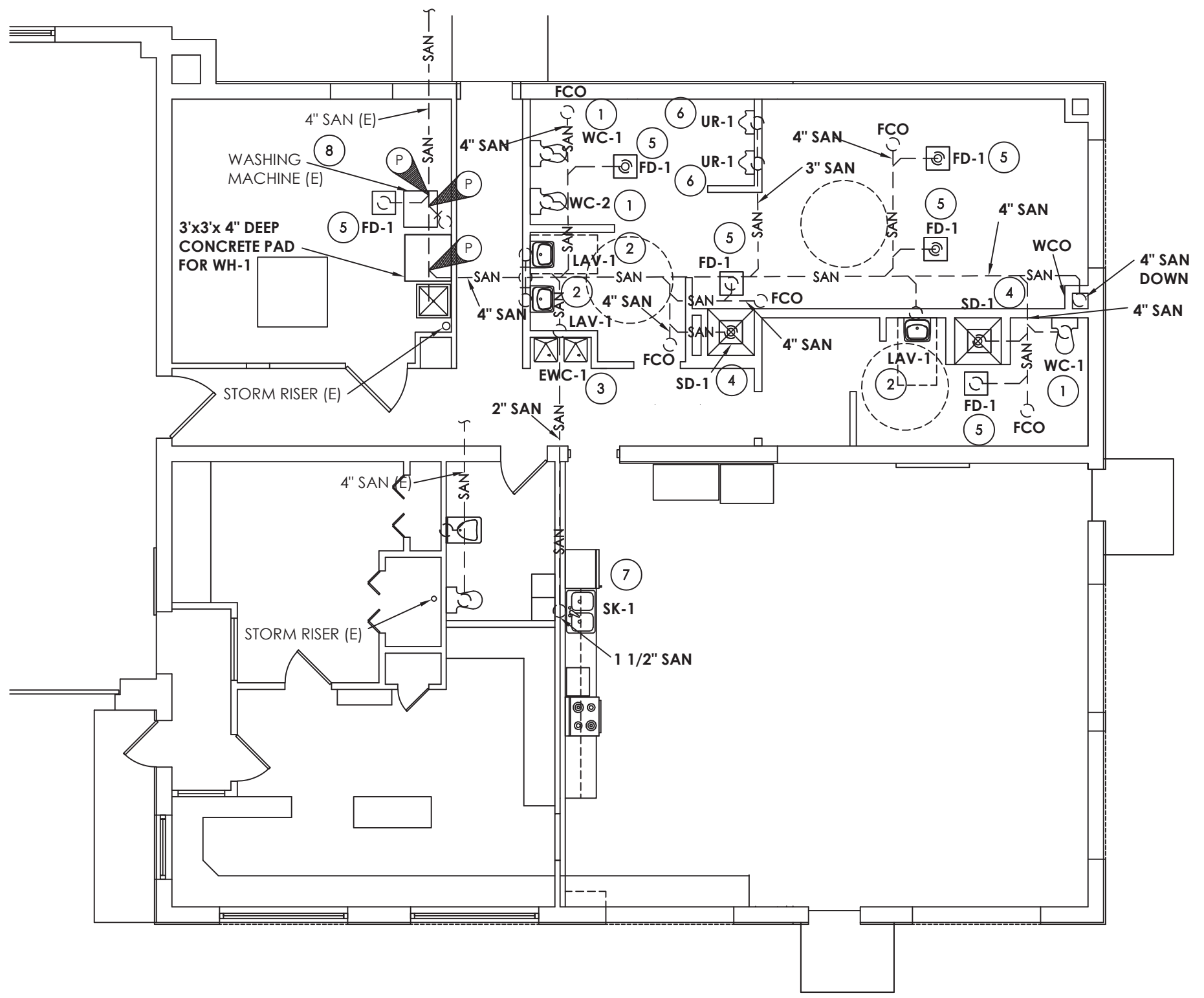
REVISIONS			
DATE	DESCRIPTION	BY	SYM.



TITLE OF PROJECT WEEDSPORT-ADDITIONS TO MAINTENANCE SECTION AND ROOF REPLACEMENT	CONTRACT NUMBER: TAS 24-9A
LOCATION OF PROJECT WEEDSPORT MP 304.2	DATE: 09/27/2022
TITLE OF DRAWING PLUMBING DEMOLITION PLAN	DRAWING NUMBER: P101

KEY NOTES:

- 1 NEW FLOOR MOUNTED WATER CLOSETS WITH 3" FLOOR FLANGE AND ALL PIPING NEEDED TO COMPLETE INSTALLATION, 3" SANITARY TO FIXTURES.
- 2 NEW WALL MOUNTED LAVATORIES WITH FLOOR MOUNTED WALL CARRIER AND ALL PIPING NEEDED TO COMPLETE INSTALLATION, 1 1/2" SANITARY TO FIXTURES.
- 3 NEW WALL MOUNTED BI-LEVEL ELECTRIC WATER COOLER & BOTTLE FILLER WITH FLOOR MOUNTED WALL CARRIER AND ALL PIPING NEEDED TO COMPLETE INSTALLATION, 1 1/2" SANITARY TO FIXTURE.
- 4 NEW SHOWER DRAINS, P-TRAPS WITH TRAP SEALS AND ALL PIPING NEEDED TO COMPLETE INSTALLATION, 2" SANITARY TO FIXTURES.
- 5 NEW FLOOR DRAINS, P-TRAPS WITH TRAP SEALS AND ALL PIPING NEEDED TO COMPLETE INSTALLATION, 4" SANITARY TO FIXTURES.
- 6 NEW WALL MOUNTED URINALS WITH FLOOR MOUNTED WALL CARRIER AND ALL PIPING NEEDED TO COMPLETE INSTALLATION, 2" SANITARY.
- 7 NEW DOUBLE BOWL COUNTER MOUNTED AND ALL PIPING NEEDED TO COMPLETE INSTALLATION, 1 1/2" SANITARY TO FIXTURES.
- 8 NEW LOCATION OF WASHING MACHINE PROVIDE 2" X 40" MIN HEIGHT STANDPIPE WITH P-TRAP. 2" SANITARY PIPING.



TA NUMBER/DWGNO NUMBER: XXX
 CHECKED BY: XXX
 DRAFTED BY: XXX
 CHECKED BY: XXX
 DESIGNED BY: XXX
 BUREAU DIRECTOR: J.L. MORRIS

ALTERED ON:	AFFIXED ON: 11/15/2023
SIGNATURE: STAMP:	SIGNATURE: STAMP:



1
P200

SANITARY UNDER GROUND PLUMBING NEW WORK PLAN

SCALE: 1/8" = 1'-0"

IT IS A VIOLATION OF LAW FOR ANY PERSON, UNLESS THEY ARE ACTING UNDER THE DIRECTION OF A LICENSED PROFESSIONAL ENGINEER, ARCHITECT, LANDSCAPE ARCHITECT, OR LAND SURVEYOR, TO ALTER AN ITEM IN ANY WAY. IF AN ITEM BEARING THE STAMP OF A LICENSED PROFESSIONAL IS ALTERED, THE ALTERING ENGINEER, ARCHITECT, LANDSCAPE ARCHITECT, OR LAND SURVEYOR SHALL STAMP THE DOCUMENT AND INCLUDE THE NOTATION "ALTERED BY" FOLLOWED BY THEIR SIGNATURE, THE DATE OF SUCH ALTERATION, AND A SPECIFIC DESCRIPTION OF THE ALTERATION.

REVISIONS			
DATE	DESCRIPTION	BY	SYM.

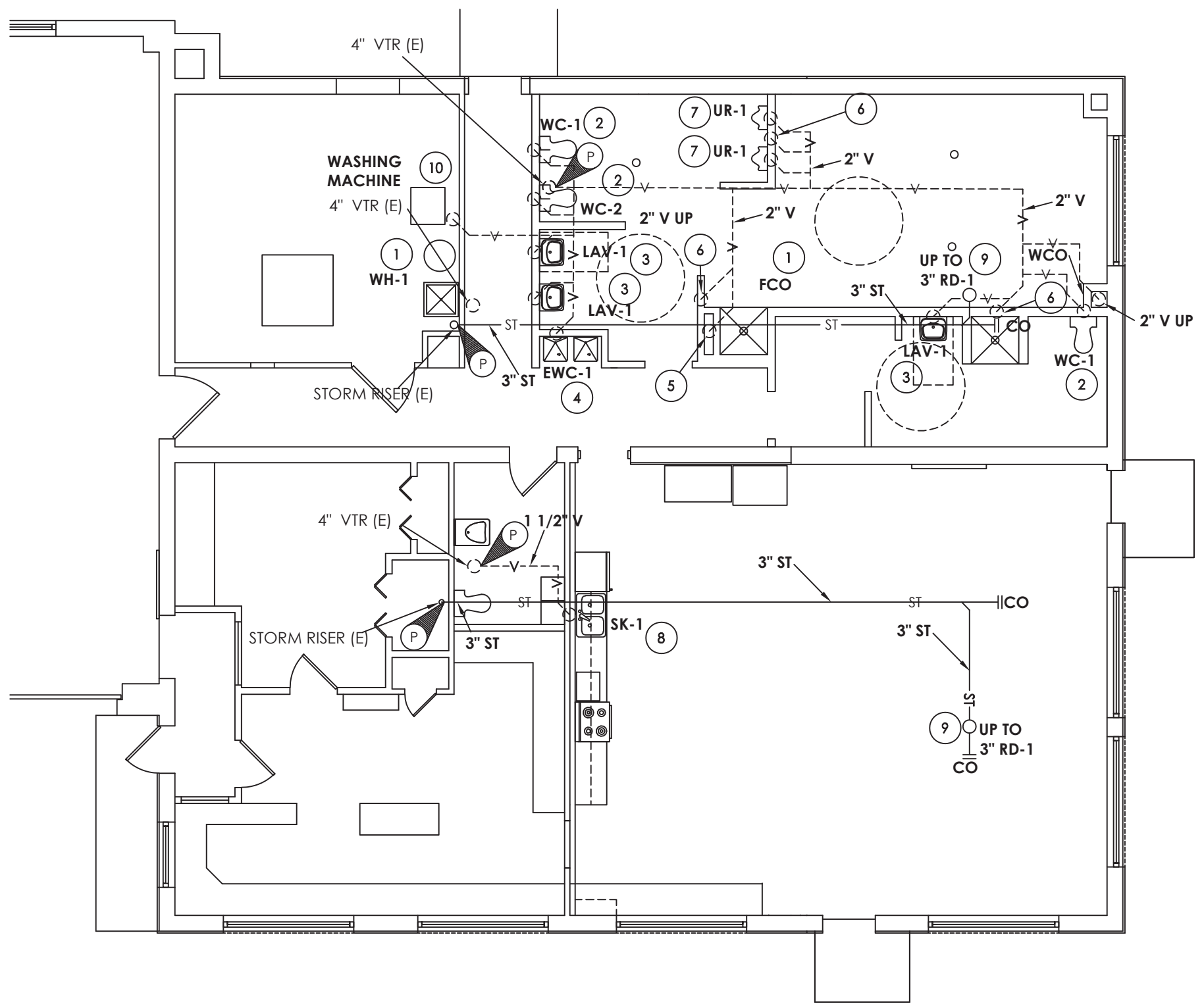



TITLE OF PROJECT WEEDSPORT-ADDITIONS TO MAINTENANCE SECTION AND ROOF REPLACEMENT	CONTRACT NUMBER: TAS 24-9A
LOCATION OF PROJECT WEEDSPORT MP 304.2	DATE: 09/27/2022
TITLE OF DRAWING SANITARY UNDER GROUND PLUMBING NEW WORK PLAN	DRAWING NUMBER: P200


TA NUMBER/DWGNO/DWG NUMBER
 CHECKED BY: XXX
 DRAFTED BY: XXX
 CHECKED BY: XXX
 DESIGNED BY: XXX
 BUREAU DIRECTOR: J.L. MORRIS

KEY NOTES:

- 1 NEW WATER HEATER, COORDINATE WITH HVAC CONTRACTOR NEW AIR INTAKE AND EXHAUST PIPING. COORDINATE WITH ELECTRICAL CONTRACTOR FOR POWER.
- 2 NEW FLOOR MOUNTED WATER CLOSETS WITH 3" FLOOR FLANGE AND ALL PIPING NEEDED TO COMPLETE INSTALLATION, 1 1/2" VENT FROM FIXTURES.
- 3 NEW WALL MOUNTED LAVATORIES WITH FLOOR MOUNTED WALL CARRIERS AND ALL PIPING NEEDED TO COMPLETE INSTALLATION, 1 1/2" VENT PIPING FROM FIXTURES.
- 4 NEW WALL MOUNTED BI-LEVEL ELECTRIC WATER COOLER & BOTTLE FILLER WITH FLOOR MOUNTED WALL CARRIERS AND ALL PIPING NEEDED TO COMPLETE INSTALLATION, 1 1/2" VENT PIPING FROM FIXTURE.
- 5 NEW SHOWER DRAINS, P-TRAPS WITH TRAP SEAL AND ALL PIPING NEEDED TO COMPLETE INSTALLATION, 1 1/2" VENT PIPING FROM FIXTURES.
- 6 NEW FLOOR DRAINS, P-TRAPS WITH TRAP SEALS AND ALL PIPING NEEDED TO COMPLETE INSTALLATION, 2" VENT PIPING FROM FIXTURES.
- 7 NEW WALL MOUNTED URINALS WITH FLOOR MOUNTED WALL CARRIERS AND ALL PIPING NEEDED TO COMPLETE INSTALLATION, SIZES 3/4" COLD WATER, 1 1/2" VENT PIPING FROM FIXTURES.
- 8 NEW DOUBLE BOWL COUNTER MOUNTED SINK WITH MANUAL FAUCETS AND ALL PIPING NEEDED TO COMPLETE INSTALLATION, 1 1/2" VENT PIPING FROM FIXTURE.
- 9 NEW PRIMARY ROOF DRAINS AND ALL PIPING NEED TO COMPLETE INSTALLATION, 4" STORM PIPING FROM FIXTURES TO EXISTING STORM RISERS.
- 10 NEW LOCATION OF WASHING MACHINE PROVIDE 2" X 40" MIN HEIGHT STANDPIPE WITH 1 1/2" VENT PIPING.



ALTERED ON: DESIGNED BY: SIGNATURE: STAMP:	AFFIXED ON: 11/15/2023 SIGNATURE: 
-----------------------------------------------------	-----------------------------------------------------------------------------------------------------------------------------



**ARCHITECTURE
ENGINEERING
PLANNING**
CPLteam.com

IT IS A VIOLATION OF LAW FOR ANY PERSON, UNLESS THEY ARE ACTING UNDER THE DIRECTION OF A LICENSED PROFESSIONAL ENGINEER, ARCHITECT, LANDSCAPE ARCHITECT, OR LAND SURVEYOR, TO ALTER AN ITEM IN ANY WAY. IF AN ITEM BEARING THE STAMP OF A LICENSED PROFESSIONAL IS ALTERED, THE ALTERING ENGINEER, ARCHITECT, LANDSCAPE ARCHITECT, OR LAND SURVEYOR SHALL STAMP THE DOCUMENT AND INCLUDE THE NOTATION "ALTERED BY" FOLLOWED BY THEIR SIGNATURE, THE DATE OF SUCH ALTERATION, AND A SPECIFIC DESCRIPTION OF THE ALTERATION.

1
STORM AND VENT PLUMBING NEW WORK PLAN
 SCALE: 1/8" = 1'-0"

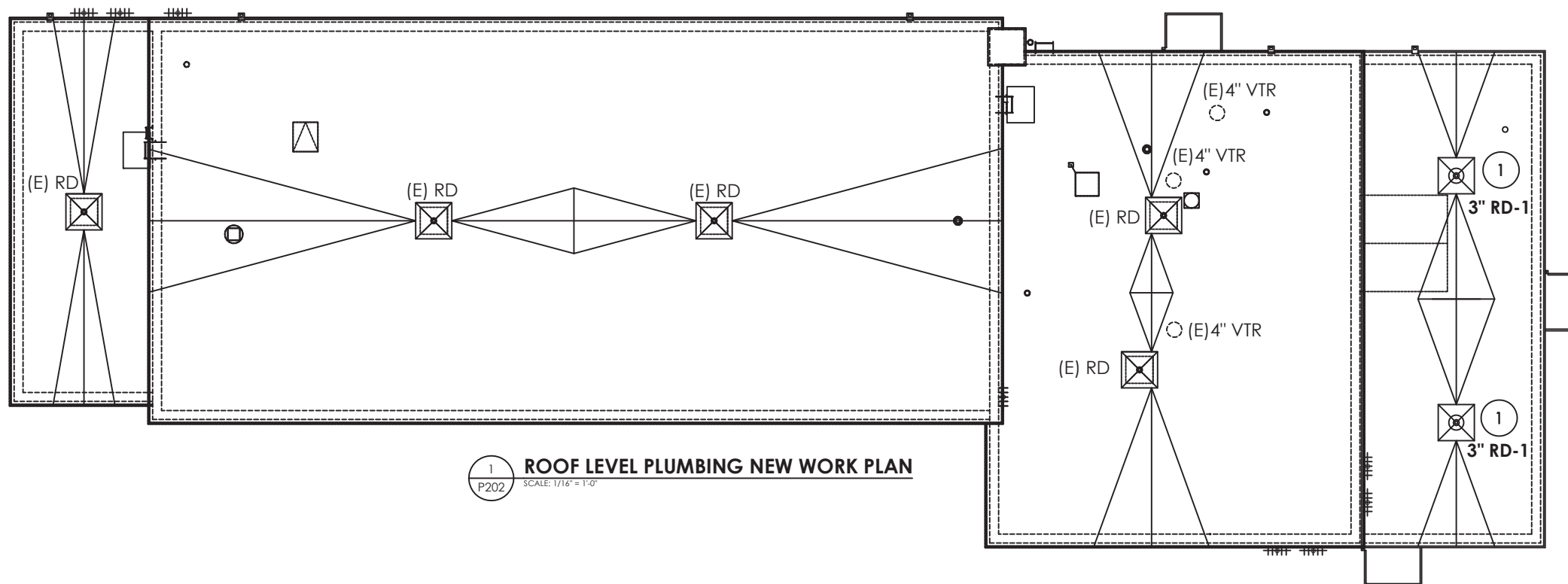
REVISIONS			
DATE	DESCRIPTION	BY	SYM.



TITLE OF PROJECT WEEDSPORT-ADDITIONS TO MAINTENANCE SECTION AND ROOF REPLACEMENT LOCATION OF PROJECT WEEDSPORT MP 304.2 TITLE OF DRAWING SANITARY, STORM & VENT PLUMBING NEW WORK PLAN	CONTRACT NUMBER: TAS 24-9A DATE: 09/27/2022 DRAWING NUMBER: P201
-------------------------------------------------------------------------------------------------------------------------------------------------------------------------------------------------------	---------------------------------------------------------------------------------

KEY NOTES:


- 1 COORDINATE WITH THE ROOFING CONTRACTOR ON PLACEMENT AND SEALING OF DRAIN BODY. NEW PRIMARY ROOF DRAINS AND ALL PIPING NEED TO COMPLETE INSTALLATION, 4" STORM PIPING FROM FIXTURES TO EXISTING STORM RISERS.




1 ROOF LEVEL PLUMBING NEW WORK PLAN
P202 SCALE: 1/16" = 1'-0"

TA NUMBER/DWG/DWG NUMBER
 CHECKED BY: _XXX
 DRAFTED BY: _XXX
 CHECKED BY: _XXX
 DESIGNED BY: _XXX
 BUREAU DIRECTOR: J.L. MORRIS

DESIGNED BY:	AFFIXED ON: 11/15/2023
SIGNATURE: STAMP:	SIGNATURE: STAMP:





ARCHITECTURE
ENGINEERING
PLANNING
CPLteam.com

IT IS A VIOLATION OF LAW FOR ANY PERSON, UNLESS THEY ARE ACTING UNDER THE DIRECTION OF A LICENSED PROFESSIONAL ENGINEER, ARCHITECT, LANDSCAPE ARCHITECT, OR LAND SURVEYOR, TO ALTER AN ITEM IN ANY WAY. IF AN ITEM BEARING THE STAMP OF A LICENSED PROFESSIONAL IS ALTERED, THE ALTERING ENGINEER, ARCHITECT, LANDSCAPE ARCHITECT, OR LAND SURVEYOR SHALL STAMP THE DOCUMENT AND INCLUDE THE NOTATION "ALTERED BY" FOLLOWED BY THEIR SIGNATURE, THE DATE OF SUCH ALTERATION, AND A SPECIFIC DESCRIPTION OF THE ALTERATION.

REVISIONS			
DATE	DESCRIPTION	BY	SYM.

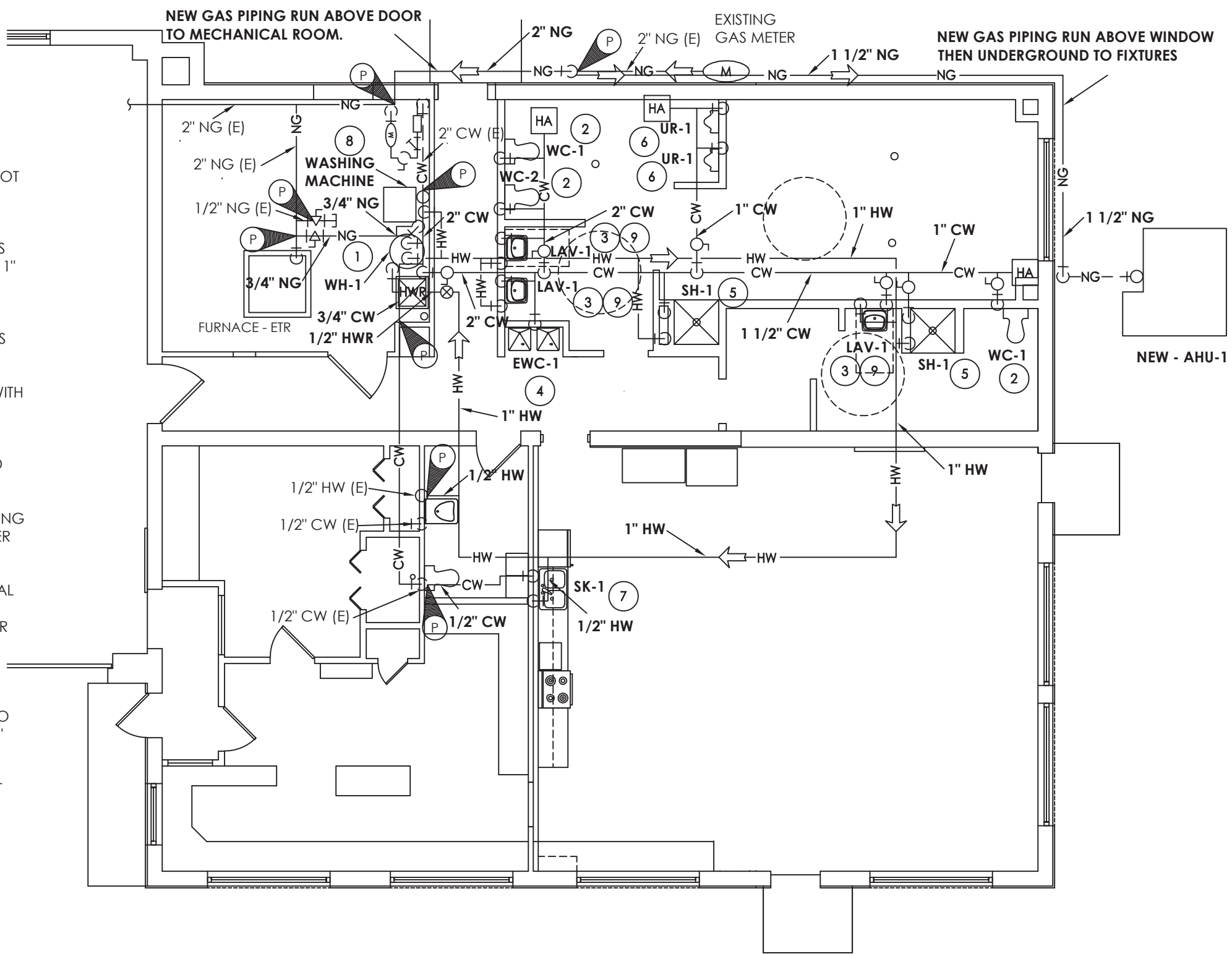


TITLE OF PROJECT WEEDSPORT-ADDITIONS TO MAINTENANCE SECTION AND ROOF REPLACEMENT	CONTRACT NUMBER: TAS 24-9A
LOCATION OF PROJECT WEEDSPORT MP 304.2	DATE: 09/27/2022
TITLE OF DRAWING ROOF LEVEL PLUMBING NEW WORK PLAN	DRAWING NUMBER: P202

TA NUMBER/DWGNO/WG NUMBER
 CHECKED BY: XXX
 DRAFTED BY: XXX
 CHECKED BY: XXX
 DESIGNED BY: XXX
 BUREAU DIRECTOR: J.L. MORRIS

KEY NOTES:

- 1 NEW WATER HEATER, MIXING VALVE, CIRCULATING PUMP, EXPANSION TANK AND ALL PIPING NEEDED TO COMPLETE INSTALLATION, SIZES 1" COLD WATER, 1" HOT WATER, 1/2" HOT WATER RE-CIRCULATION AND 3/4" NATURAL GAS PIPING, REFERENCE WATER HEATER DETAIL ON P800.
- 2 NEW FLOOR MOUNTED WATER CLOSETS WITH FLUSH VALVES AND ALL PIPING NEEDED TO COMPLETE INSTALLATION, SIZE 1" COLD WATER PIPING WITH HAMMER ARRESTORS.
- 3 NEW WALL MOUNTED LAVATORIES WITH MANUAL FAUCETS AND ALL PIPING NEEDED TO COMPLETE INSTALLATION, SIZES 1/2" COLD WATER AND 1/2" HOT WATER PIPING.
- 4 NEW WALL MOUNTED BI-LEVEL ELECTRIC WATER COOLER WITH BOTTLE FILLER AND ALL PIPING NEEDED TO COMPLETE INSTALLATION, SIZE 1/2" COLD WATER PIPING.
- 5 NEW SHOWER VALVES AND ALL PIPING NEEDED, 1/2" COLD WATER AND 1/2" HOT WATER PIPING.
- 6 NEW WALL MOUNTED URINALS, FLUSH VALVES AND ALL PIPING NEEDED TO COMPLETE INSTALLATION, SIZE 3/4" COLD WATER PIPING.
- 7 NEW DOUBLE BOWL COUNTER MOUNTED SINK WITH MANUAL FAUCETS AND ALL PIPING NEEDED TO COMPLETE INSTALLATION, SIZES 1/2" COLD WATER AND 1/2" HOT WATER PIPING.
- 8 RECONNECT EXISTING WASHING MACHINE WATER PIPING. EXTEND PIPING AND SHUT-OFF VALVES AWAY FROM NEW WATER HEATER LOCATION. INCLUDE ALL PIPING NEEDED TO COMPLETE INSTALLATION, SIZES 1/2" COLD WATER AND 1/2" HOT WATER PIPING.
- 9 ALL PUBLIC LAVATORIES SHOULD HAVE RECIRCULATED HOT WATER TO WITHIN 2 FEET OF FIXTURE.



DESIGNED BY: SIGNATURE: STAMP:	ALTERED ON: AFFIXED ON: 11/15/2023

1
DOMESTIC WATER & NATURAL GAS PLUMBING NEW WORK PLAN
 SCALE: 1/8" = 1'-0"

IT IS A VIOLATION OF LAW FOR ANY PERSON, UNLESS THEY ARE ACTING UNDER THE DIRECTION OF A LICENSED PROFESSIONAL ENGINEER, ARCHITECT, LANDSCAPE ARCHITECT, OR LAND SURVEYOR, TO ALTER AN ITEM IN ANY WAY. IF AN ITEM BEARING THE STAMP OF A LICENSED PROFESSIONAL IS ALTERED, THE ALTERING ENGINEER, ARCHITECT, LANDSCAPE ARCHITECT, OR LAND SURVEYOR SHALL STAMP THE DOCUMENT AND INCLUDE THE NOTATION "ALTERED BY" FOLLOWED BY THEIR SIGNATURE, THE DATE OF SUCH ALTERATION, AND A SPECIFIC DESCRIPTION OF THE ALTERATION.

REVISIONS			
DATE	DESCRIPTION	BY	SYM.



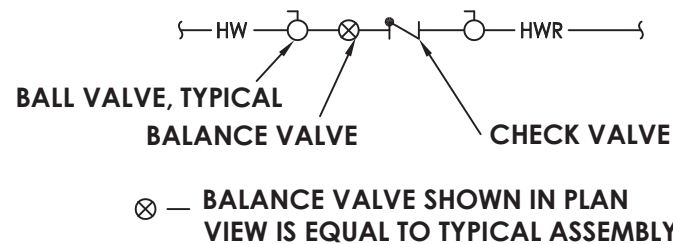
TITLE OF PROJECT WEEDSPORT-ADDITIONS TO MAINTENANCE SECTION AND ROOF REPLACEMENT	CONTRACT NUMBER: TAS 24-9A
LOCATION OF PROJECT WEEDSPORT MP 304.2	DATE: 09/27/2022
TITLE OF DRAWING DOMESTIC WATER AND NATURAL GAS PLUMBING NEW WORK PLAN	DRAWING NUMBER: P301

DOMESTIC WATER HEATER SCHEDULE

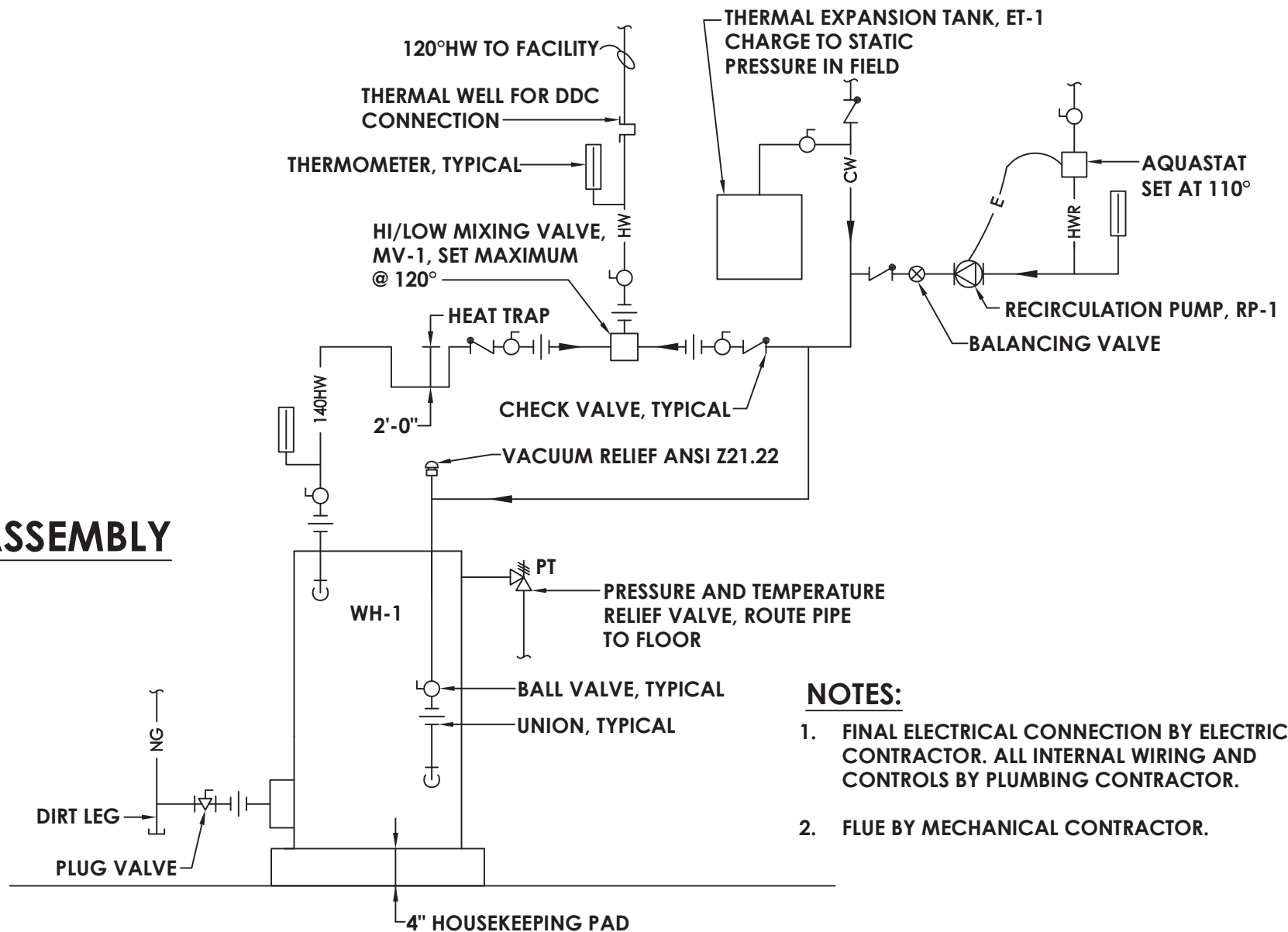
MARK	MANUFACTURER	MODEL	FUEL	INPUT (MBH)	GPH @ 100°F TEMP. RISE	FLUE	GAS CONNECTION	WATER CONNECTION	REMARKS
WH-1	AO SMITH	BTH-120A MXI	NATURAL GAS	120,000	138	3"	3/4"	1 1/2"	1, 2, 3, 4

REMARKS

1. PROVIDE 4" HIGH HOUSEKEEPING PAD FOR WATER HEATER
2. PLUMBING CONTRACTOR TO PROVIDE CONDENSATE NEUTRALIZER KIT.
3. MECHANICAL CONTRACTOR TO INSTALL PVC CONCENTRIC VENT KIT
4. ELECTRICAL CONTRACTOR TO PROVIDE 120 V-60 HZ POWER.



1
P800
BALANCE VALVE PIPING ASSEMBLY
NOT TO SCALE




NOTES:

1. FINAL ELECTRICAL CONNECTION BY ELECTRICAL CONTRACTOR. ALL INTERNAL WIRING AND CONTROLS BY PLUMBING CONTRACTOR.
2. FLUE BY MECHANICAL CONTRACTOR.

2
P800
DOMESTIC WATER HEATER SCHEMATIC
NOT TO SCALE

TA NUMBER/DWG/DWG NUMBER
 CHECKED BY: XXX
 DRAFTED BY: XXX
 CHECKED BY: XXX
 DESIGNED BY: XXX
 BUREAU DIRECTOR: J.L. MORRIS

ALTERED ON:	AFFIXED ON: 11/15/2023
SIGNATURE: [Signature]	SIGNATURE: [Signature]



IT IS A VIOLATION OF LAW FOR ANY PERSON, UNLESS THEY ARE ACTING UNDER THE DIRECTION OF A LICENSED PROFESSIONAL ENGINEER, ARCHITECT, LANDSCAPE ARCHITECT, OR LAND SURVEYOR, TO ALTER AN ITEM IN ANY WAY. IF AN ITEM BEARING THE STAMP OF A LICENSED PROFESSIONAL IS ALTERED, THE ALTERING ENGINEER, ARCHITECT, LANDSCAPE ARCHITECT, OR LAND SURVEYOR SHALL STAMP THE DOCUMENT AND INCLUDE THE NOTATION "ALTERED BY" FOLLOWED BY THEIR SIGNATURE, THE DATE OF SUCH ALTERATION, AND A SPECIFIC DESCRIPTION OF THE ALTERATION.

REVISIONS			
DATE	DESCRIPTION	BY	SYM.




TITLE OF PROJECT WEEDSPORT-ADDITIONS TO MAINTENANCE SECTION AND ROOF REPLACEMENT	CONTRACT NUMBER: TAS 24-9A
LOCATION OF PROJECT WEEDSPORT MP 304.2	DATE: 09/27/2022
TITLE OF DRAWING WATER HEATER SCHEMATIC & SCHEDULE	DRAWING NUMBER: P800

PLUMBING EQUIPMENT & FIXTURE SCHEDULE

MARK	FIXTURE	CW	HW	SAN	V	DESCRIPTION	MODEL NUMBER
WC-1	WATER CLOSET, ACCESSIBLE	1"	-	3"	1 1/2"	FLOOR MOUNT, ADA HEIGHT, WHITE CHINA, ELONGATED BOWL, MANUAL FLUSH VALVE 1.28 GPF	KOHLER / K-95057 FV-1: SLOAN ROYAL / WES-111
WC-2	WATER CLOSET	1"	-	3"	1 1/2"	FLOOR MOUNT, STANDARD HEIGHT, WHITE CHINA, ELONGATED BOWL, MANUAL FLUSH VALVE 1.28 GPF	KOHLER / K-95053 FV-1: SLOAN ROYAL / WES 111
UR-1	URINAL, ACCESSIBLE	3/4"	-	2"	1 1/2"	WALL MOUNT, WHITE CHINA, MANUAL FLUSH VALVE 0.5 GPF	KOHLER / K-4991 FV-2: SLOAN ROYAL / 186 CARRIER: ZURN / 1221
LAV-1	LAVATORY, ACCESSIBLE	1/2"	1/2"	1 1/2"	1 1/2"	WALL HUNG LAVATORY, CONCEALED ARM CARRIER, 18"x20 1/2", GOOSE NECK FAUCET, MOUNTED AT ACCESSIBLE HEIGHT, TRAPS AND SUPPLIES INSULATED WITH TRUEBRO BRAND HANDI-LAV GUARD	KOHLER / K2005 LF-1: CHICAGO FAUCET / 802-317-ABCP CARRIER: ZURN / Z1231
SK-1	SINK, ACCESSIBLE	1/2"	1/2"	1 1/2"	1 1/2"	COUNTER MOUNT, DOUBLE BOWL, STAINLESS STEEL SINK, OD 33"x 22", ID 14 3/4" x 16 3/4", 6" DEEP, GOOSENECK FAUCET WITH WRISTBLADES	ELKAY / ECTSRAD33226BG SF-1: CHICAGO FAUCET / 1101-HA8-ABCP
FD-1	FLOOR DRAIN	-	-	4"	2"	FLOOR DRAIN, 8" ROUND NICKEL BRONZE STRAINER, EPOXY COATED CAST IRON BODY, DEEP SEAL P TRAP	ZURN Z415B SURE SEAL / SS4009
SH-1	SHOWER FAUCET	1/2"	1/2"	-	-	FLOOR DRAIN, 8" ROUND NICKEL BRONZE STRAINER, EPOXY COATED CAST IRON BODY, DEEP SEAL P TRAP	SYMMONS / 1-901-S SD-1: ZURN / FD2254
SD-1	SHOWER DRAIN	-	-	2"	1 1/2"	SHOWER DRAIN, 8" ROUND NICKEL BRONZE STRAINER, EPOXY COATED CAST IRON BODY, DEEP SEAL P TRAP	ZURN / FD2254
EWC-1	ELECTRIC WATER COOLER BI-LEVEL, ACCESSIBLE	1/2"	-	2"	1 1/2"	BI-LEVEL ELECTRIC WATER COOLER, MOUNTED AT ADA HEIGHT WITH FILTER AND BOTTLE FILLER, FRONT PUSH PADS WITH	ELKAY / EZSTL8WSLK ELKAY / FILTER 51300C
WH-1	WATER HEATER	3/4"	3/4"	3/4"	3"	SEE WATER HEATER SCHEDULE	A.O. SMITH / BTU-120A
MV-1	MIXING VALVE	3/4"	3/4"	-	-	LEAD FREE BRASS BODY, CHECKSTOPS, THERMAL ACTIVATION DIRT AND LIME RESISTANT, ASSE 1017 COMPLIANT (85 GPM)	POWERS -WATTS / LFMM431
RP-1	RE-CIRCULATION PUMP	1/2"	-	-	-	BRONZE BODY, 2 BOLT OVAL FLANGE, .161 HP, 60 HZ, 115 VOLT MAX. HEAD 12 FEET AND MAX FLOW 3 GPM	GRUNDFOS / UPS 15-55 SFC
ET-1	EXPANSION TANK	3/4"	-	-	-	THERMAL EXPANSION, STEEL DIAPHRAGM, POLYPROPYLENE LINER FACTORY PRECHARGED 55 PSIG, ASME RATED CONSTRUCTION	AMTROL / ST-12C
RD-1	ROOF DRAIN	-	-	4"	-	ROOF DRAIN, 12" DIA DOME WITH ADJUSTABLE COLLAR, SUMP RECEIVER, UNDER DECK CLAMP	ZURN / Z121
HA-1	HAMMER ARRESTOR	AS NEEDED		-	-	LEAD FREE, WATER LINE SHOCK ABSORBER FOR FAST CLOSING FIXTURES SUCH AS FLUSH VALVES, WASHING MACHINE, ETC.	WATTS / LF15M2-DR
HB-1	HOSE BIB	3/4"	-	-	-	ENCASED MODERATE CLIMATE, NARROW WALL, BRONZE BODY REPLACEABLE SEAT WASHER, KEY OPERATED	ZURN / Z1350
NFHB	NON-FREEZE HOSE BIB	3/4"	-	-	-	ENCASED, NON-FREEZE, FLUSH WALL W/ BRONZE CASING ALL BRONZE INTERIOR PARTS, KEY OPERATED	ZURN / Z1305

DESIGNED BY: _____
 AFFIXED ON: 11/15/2023

SIGNATURE: _____
 STAMP: 

GENERAL PLUMBING EQUIPMENT & FIXTURE COMMENT

A. PLUMBING CONTRACTOR SHALL PROVIDE ALL RISERS, CARRIERS, P-TRAPS, STOPS, STRAINERS, TAIL PIECES, DRAINS, ETC. REQUIRED TO HAVE A COMPLETE INSTALLATION.



IT IS A VIOLATION OF LAW FOR ANY PERSON, UNLESS THEY ARE ACTING UNDER THE DIRECTION OF A LICENSED PROFESSIONAL ENGINEER, ARCHITECT, LANDSCAPE ARCHITECT, OR LAND SURVEYOR, TO ALTER AN ITEM IN ANY WAY. IF AN ITEM BEARING THE STAMP OF A LICENSED PROFESSIONAL IS ALTERED, THE ALTERING ENGINEER, ARCHITECT, LANDSCAPE ARCHITECT, OR LAND SURVEYOR SHALL STAMP THE DOCUMENT AND INCLUDE THE NOTATION "ALTERED BY" FOLLOWED BY THEIR SIGNATURE, THE DATE OF SUCH ALTERATION, AND A SPECIFIC DESCRIPTION OF THE ALTERATION.

REVISIONS			
DATE	DESCRIPTION	BY	SYM.



TITLE OF PROJECT WEEDSPORT-ADDITIONS TO MAINTENANCE SECTION AND ROOF REPLACEMENT	CONTRACT NUMBER: TAS 24-9A
LOCATION OF PROJECT WEEDSPORT MP 304.2	DATE: 09/27/2022
TITLE OF DRAWING PLUMBING FIXTURE SCHEDULE	DRAWING NUMBER: P801

TA NUMBER/DWGNO NUMBER: _____
 CHECKED BY: _____
 DRAFTED BY: _____
 CHECKED BY: _____
 DESIGNED BY: _____
 BUREAU DIRECTOR: J.L. MORRIS

GENERAL SPECIFICATION NOTES:

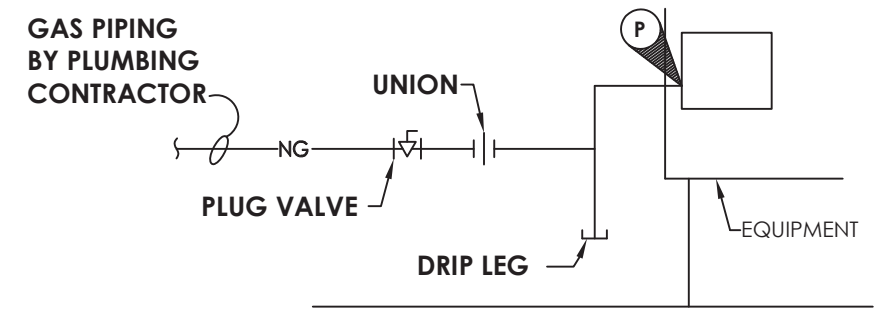
- A. ALL WORK SHALL COMPLY WITH LOCAL CODES, STATE CODES AND AUTHORITY HAVING JURISDICTION.
- B. DOMESTIC WATER LINES SHALL BE TYPE L COPPER, LEAD FREE JOINTS. INSULATE ALL PIPING WITH PREFORMED FIBERGLASS PIPE INSULATION WITH ASJ COVER SIZED PER ENERGY CODE. ALL FITTINGS AND VALVES TO BE COVERED WITH PREFORMED PVC FITTING COVERS. ALL EXPOSED VERTICAL FIXTURE SUPPLY LINES TO BE COVERED WITH PVC JACKET TO 7' ABOVE FINISHED FLOOR.
- C. UNDERGROUND SANITARY AND VENT PIPING SHALL BE SERVICE WEIGHT CAST IRON, HUB AND SPIGOT WITH RUBBER GASKET PUSH JOINTS. ABOVE GROUND SANITARY AND VENT PIPING SHALL BE DWV COPPER WITH DWV COPPER FITTINGS OR NO-HUB CAST IRON.
- D. NATURAL GAS PIPING SHALL BE SCH. 40 BLACK STEEL, SIZES 2" AND SMALLER SHALL BE THREADED WITH THREADED FITTINGS AND PIPING 2 1/2" AND LARGER SHALL BE WELDED WITH WELDED FITTINGS.
- E. IT IS THE RESPONSIBILITY OF THE PLUMBING CONTRACTOR TO FIELD VERIFY EXISTING CONDITIONS WITHIN THE BUILDING PRIOR TO COMMENCEMENT OF ALL DEMOLITION AND NEW WORK.
- F. ALL PIPING AND CONDUIT PENETRATIONS THRU RATED WALLS OR FLOORS SHALL BE PROVIDED WITH FIRE/SMOKE STOPPING.
- G. UNLESS SHOWN ON THE ARCHITECTURAL DRAWINGS, IT IS THE RESPONSIBILITY OF THE PLUMBING CONTRACTOR TO PATCH AND FINISH ALL EXISTING PIPE PENETRATIONS AND TRENCHING THRU FLOOR AND WALLS AFTER DEMOLITION. IN ADDITION, ALL NEW PENETRATIONS AND TRENCHING SHALL BE PROVIDED FOR INSTALLATION OF PLUMBING SYSTEMS INCLUDING, BUT NOT LIMITED TO, EQUIPMENT, PIPING, ETC.
- H. UNLESS OTHERWISE INDICATED ON PLANS, PROVIDE WATER HAMMER ARRESTORS ON BRANCH PIPING TO EACH TOILET ROOM, LAUNDRY ROOM, SOLENOID VALVE, OR AS OTHERWISE REQUIRED BY CODE.

PIPING LEGEND

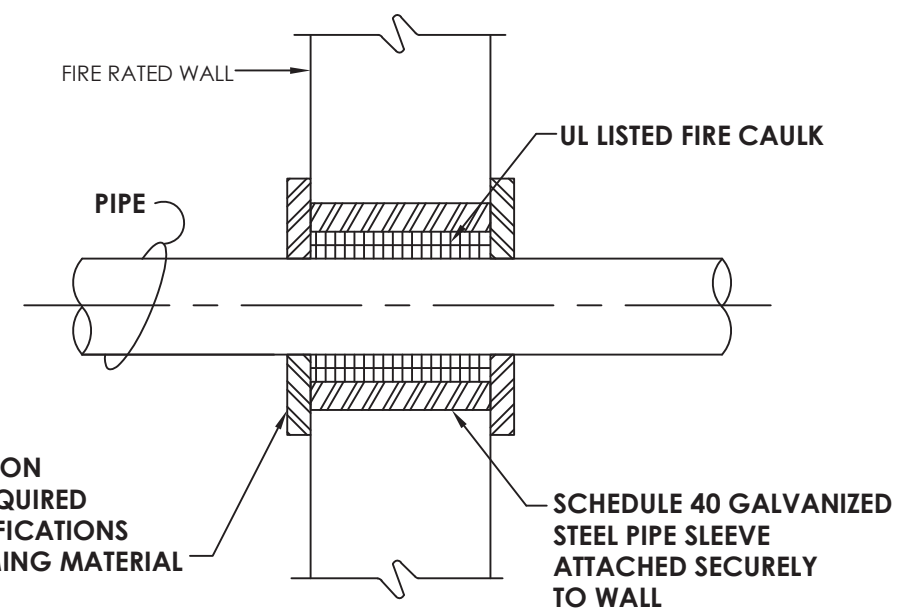
- CW COLD WATER
- HW HOT WATER
- HWR HOT WATER RECIRCULATING
- SAN SANITARY SEWER
- ST STORM SEWER
- NG NATURAL GAS
- V VENT
- ETR EXISTING TO REMAIN
- VTR VENT THROUGH ROOF
- ////// PLUMBING TO BE REMOVED
- (P) POINT OF CONNECTION
- (R) POINT OF REMOVAL

FIXTURES & FITTINGS LEGEND

- ⊕ BALL VALVE
- ⊗ BALANCING VALVE
- ↯ CHECK VALVE
- | | BUTTERFLY VALVE
- ⊣ PLUG VALVE
- ⊞ THERMOMETER
- ↯ STRAINER
- ⊞ INLINE PUMP
- HA WATER HAMMER ARRESTER
- ▼ SHOWER HEAD



1 TYPICAL GAS CONNECTION DETAIL
P802 NOT TO SCALE



2 DETAIL OF PIPE THRU RATED WALL
P802 NOT TO SCALE

TA NUMBER/DWGNO/DWG NUMBER
 CHECKED BY: XXX
 DRAFTED BY: XXX
 CHECKED BY: XXX
 DESIGNED BY: J.L. MORRIS
 BUREAU DIRECTOR: J.L. MORRIS

ALTERED ON:	AFFIXED ON: 11/15/2023
SIGNATURE: STAMP:	SIGNATURE: STAMP:

CPL ARCHITECTURE
ENGINEERING
PLANNING
CPLteam.com




















IT IS A VIOLATION OF LAW FOR ANY PERSON, UNLESS THEY ARE ACTING UNDER THE DIRECTION OF A LICENSED PROFESSIONAL ENGINEER, ARCHITECT, LANDSCAPE ARCHITECT, OR LAND SURVEYOR, TO ALTER AN ITEM IN ANY WAY. IF AN ITEM BEARING THE STAMP OF A LICENSED PROFESSIONAL IS ALTERED, THE ALTERING ENGINEER, ARCHITECT, LANDSCAPE ARCHITECT, OR LAND SURVEYOR SHALL STAMP THE DOCUMENT AND INCLUDE THE NOTATION "ALTERED BY" FOLLOWED BY THEIR SIGNATURE, THE DATE OF SUCH ALTERATION, AND A SPECIFIC DESCRIPTION OF THE ALTERATION.

REVISIONS			
DATE	DESCRIPTION	BY	SYM.




TITLE OF PROJECT WEEDSPORT-ADDITIONS TO MAINTENANCE SECTION AND ROOF REPLACEMENT	CONTRACT NUMBER: TAS 24-9A
LOCATION OF PROJECT WEEDSPORT MP 304.2	DATE: 09/27/2022
TITLE OF DRAWING PLUMBING NOTES, LEGEND & DETAIL PLAN	DRAWING NUMBER: P802

SYMBOLS LEGEND:

-  CPB EXISTING PANELBOARD
-  SYSTEMS PANEL/ENCLOSURE
-  SINGLE RECEPTACLE
-  DUPLEX RECEPTACLE
-  QUADRAPLEX RECEPTACLE
-  HARD WIRED CONNECTION
-  SPECIAL RECEPTACLE
- GFI GROUND FAULT CIRCUIT INTERRUPTER
- S* SINGLE POLE TOGGLE SWITCH
- 3 THREE-WAY TOGGLE SWITCH
- D DIMMER SWITCH
- T TIMER SWITCH
- O OCCUPANCY SENSOR SWITCH
-  HD ELECTRIC HAND DRYER
-  EMERGENCY BATTERY LIGHT
-  KP ACCESS CONTROL KEY PAD
- C— CONDUIT
- HPB-10 PANEL/CIRCUIT NUMBER
-  PC WALL PACK W/PHOTOCELL
-  LIGHT TROFFER
-  SINGLE/DOUBLE SIDED EXIT LIGHTING
-  VS VACANCY SENSOR
-  OS OCCUPANCY SENSOR
-  I DATA RACK
-  ∇ DATA DROP
-  S SPEAKER
-  CO CARBON MONOXIDE DETECTOR

GENERAL ELECTRICAL NOTES:


- A. DASHED EQUIPMENT  DESIGNATES EXISTING EQUIPMENT TO BE REMOVED, UNLESS OTHERWISE NOTED.
- B. ALL WORK TO BE DONE IN ACCORDANCE WITH THE LATEST ADOPTED EDITION OF THE NATIONAL ELECTRIC CODE (NFPA 70).
- C. CONTRACTOR SHALL FIELD VERIFY ALL CONDITIONS AND COORDINATE WITH EXISTING EQUIPMENT PRIOR TO BIDDING.
- D. INSTALLATION HEIGHT TO CENTER OF EQUIPMENT ABOVE FINISHED FLOOR UNLESS OTHERWISE NOTED TO BE:
 RECEPTACLE = 18"
 SWITCH = 44"
 MODULAR JACK FOR WALL MOUNTED TELEPHONE = 52"
 MODULAR TELEPHONE JACK = 18"
 COMPUTER OUTLET = 18"
 C = ABOVE COUNTER BACKSPLASH, COORDINATE WITH ARCHITECTURAL ELEVATIONS AND MILLWORK.
- E. ALL CONDUIT AND WIRING TO BE CONCEALED IN WALLS, FLOOR, OR ABOVE CEILINGS UNLESS OTHERWISE NOTED OR APPROVED BY THE ARCHITECT/ENGINEER. ALL DEVICE OUTLET BOXES SHALL BE RECESSED UNLESS OTHERWISE NOTED OR APPROVED BY THE ARCHITECT/ENGINEER. WHERE APPROVED OR NOTED, SURFACE METAL RACEWAY AND DEVICE BOXES SHALL BE USED IN-LIEU OF CONDUIT AND CONCEALED BOXES AT NO EXTRA COST TO THE OWNER.
- F. ALL CONDUIT ROUTES SHOWN ARE APPROXIMATE ONLY. CONTRACTOR SHALL FIELD VERIFY FINAL ROUTE.
- G. CONDUIT RUNS SHOWN ARE SCHEMATICAL AND DO NOT INDICATE THE NECESSARY FITTINGS AND JUNCTION BOXES THAT ARE INCLUDED IN THE SCOPE OF THE WORK.
- H. ALL METAL RACEWAYS, INCLUDING CONDUIT, WIRE TROUGHS, WIREMOLD, ETC., SHALL BE GROUNDED. ALL CONNECTIONS IN METAL RACEWAYS SHALL BE COMPLETED IN SUCH A MANNER AS TO MAINTAIN A CONTINUOUS PATH TO GROUND THROUGHOUT THE ENTIRE LENGTH OF THE RACEWAY.
- I. UNLESS NOTED OTHERWISE ON THE DRAWINGS OR ON THE EQUIPMENT WIRING SCHEDULE, EACH BRANCH CIRCUIT SHALL BE THREE (3) #12 AWG THHN/THWN (1 HOT, 1 NEUTRAL & 1 EQUIPMENT GROUND) IN 3/4" EMT CONDUIT. PROTECT EACH CIRCUIT WITH A 20 AMPERE, 1-POLE OVERCURRENT DEVICE UNLESS OTHERWISE NOTED. PROVIDE #10 AWG FOR 120V BRANCH CIRCUITS LONGER THAN 100 FEET. COMBINED NEUTRALS ARE NOT PERMITTED.


GENERAL DEMOLITION NOTES:

- A. DASHED EQUIPMENT/DEVICES SHALL BE REMOVED UNLESS LABELED AS (E). REMOVAL OF DEVICE INCLUDES ITS ASSOCIATED CABLING/BRANCH CIRCUIT WIRING AND RACEWAY UNLESS OTHERWISE NOTED.
- B. (E) - EXISTING TO REMAIN. ANY DEVICE, AS WELL AS IT'S ASSOCIATED CIRCUITING AND CONDUIT, LABELED "(E)" SHALL REMAIN, UNLESS OTHERWISE NOTED.
- C. WHERE DEVICES, FIXTURES, ETC. ARE INDICATED TO BE REMOVED, THEY AND THEIR RELATED WIRING/CONDUIT SHALL BE REMOVED BACK TO THE SOURCE PANELBOARD UNLESS OTHERWISE NOTED. ON CIRCUITS WHERE OTHER DEVICES, FIXTURES, ETC. ARE FOUND THAT MUST REMAIN, MAINTAIN CIRCUIT CONTINUITY BY PROVIDING ADDITIONAL WIRING, TO FEED THROUGH TO THESE REMAINING ITEMS. RELOCATE ANY CIRCUITS THAT REMAIN, TO AVOID CONFLICT WITH NEW CONSTRUCTION AS REQUIRED. PROPERLY TERMINATE ALL WIRING. ALL SPARE BREAKERS SHALL BE PLACED IN THE "OFF" POSITION. UPDATE PANEL SCHEDULES PER NEC.
- D. COORDINATE DEMOLITION OF EQUIPMENT, DEVICES, ETC. WITH OTHER DISCIPLINES AS APPLICABLE. REFER TO ARCHITECTURAL AND MECHANICAL DEMOLITION DRAWINGS AND NOTES FOR COORDINATION.
- E. CONTRACTOR SHALL PROPERLY DISPOSE OF ALL ITEMS, EQUIPMENT, PANELS, ETC. BEING REMOVED AS PART OF THIS PROJECT. THE OWNER SHALL HAVE THE RIGHT OF RETAINING ANY ITEMS BEING REMOVED.
- F. CONTRACTOR SHALL REMOVE AND RE-INSTALL EXISTING CEILING TILES AS REQUIRED TO ACCOMMODATE SCOPE OF WORK. TILES SHALL BE VACUUMED PRIOR TO REMOVAL TO MINIMIZE DUST AND DEBRIS. ANY TILES DAMAGED DUE TO WORK OF THIS CONTRACTOR, SHALL BE REPLACED WITH NEW.
- G. CONTRACTOR SHALL PROVIDE NEW COVERPLATES ON ALL BOXES OF UNUSED AND/OR REMOVED FLUSH MOUNT DEVICES UPON COMPLETION OF PROJECT. "OVERSIZE" OPENINGS LEFT FROM REMOVAL OF DEVICES SHALL BE PROVIDED WITH A METAL, FINISHED EDGE COVER, PAINTED TO MATCH EXISTING ADJACENT SURFACES.
- H. FIREPROOFING AND/OR FIRE STOP MATERIALS REMOVED FROM FIRE RATED WALLS AND CEILINGS AS A RESULT OF DEMOLITION SHALL BE RE-INSTALLED USING AN APPROVED METHOD AS DESCRIBED IN ASSOCIATED PROJECT SPECIFICATIONS.
- I. REVISE PANELBOARD DIRECTORIES TO REFLECT CHANGES MADE TO CIRCUITS.

TA NUMBER/DWG NUMBER: XXX
 CHECKED BY: XXX
 DRAFTED BY: XXX
 CHECKED BY: XXX
 DESIGNED BY: J.L. MORRIS
 BUREAU DIRECTOR: J.L. MORRIS

ALTERED ON:	AFFIXED ON: 11/15/2023
SIGNATURE: STAMP:	SIGNATURE: STAMP:





IT IS A VIOLATION OF LAW FOR ANY PERSON, UNLESS THEY ARE ACTING UNDER THE DIRECTION OF A LICENSED PROFESSIONAL ENGINEER, ARCHITECT, LANDSCAPE ARCHITECT, OR LAND SURVEYOR, TO ALTER AN ITEM IN ANY WAY. IF AN ITEM BEARING THE STAMP OF A LICENSED PROFESSIONAL IS ALTERED, THE ALTERING ENGINEER, ARCHITECT, LANDSCAPE ARCHITECT, OR LAND SURVEYOR SHALL STAMP THE DOCUMENT AND INCLUDE THE NOTATION "ALTERED BY" FOLLOWED BY THEIR SIGNATURE, THE DATE OF SUCH ALTERATION, AND A SPECIFIC DESCRIPTION OF THE ALTERATION.

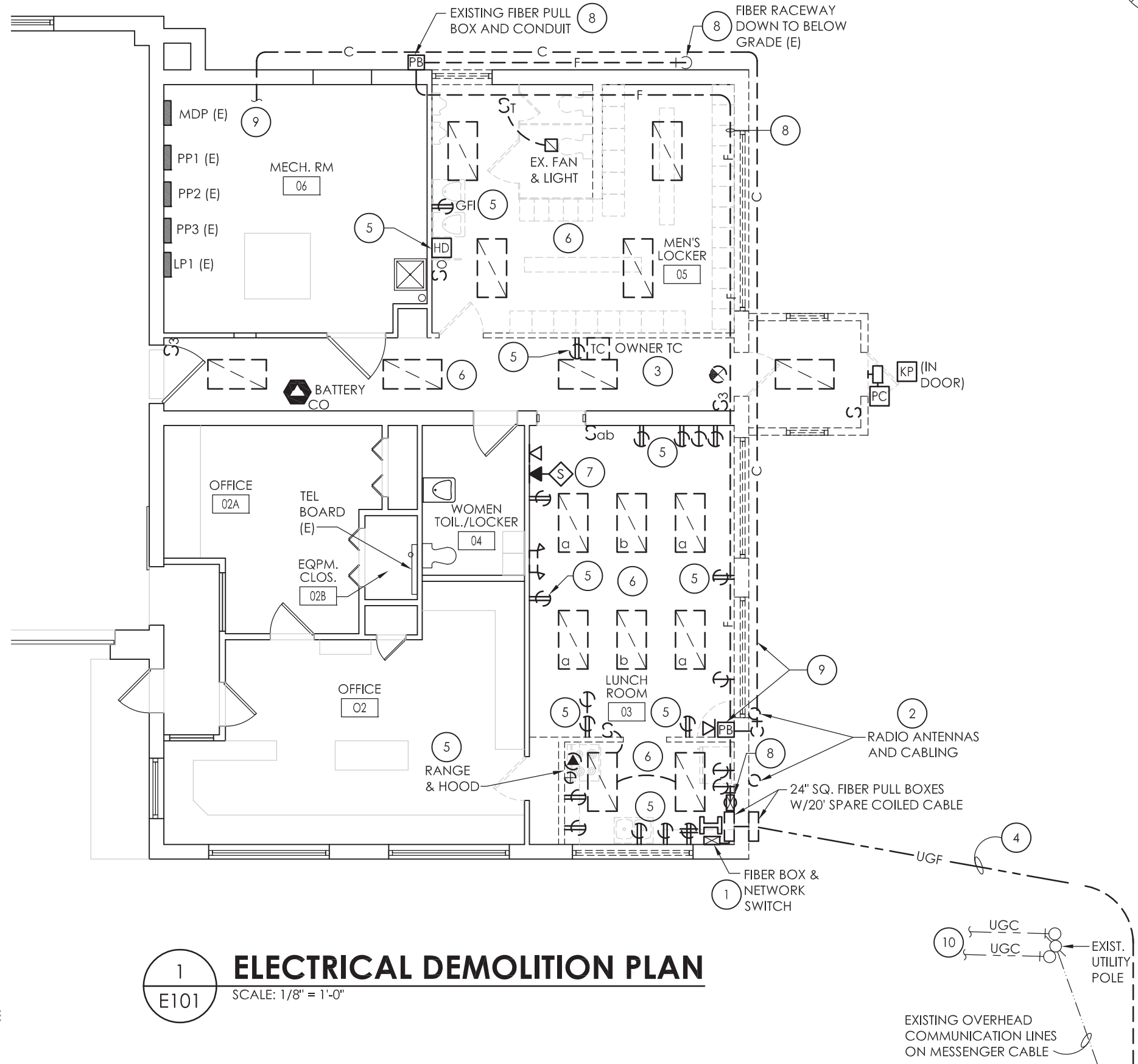
REVISIONS			
DATE	DESCRIPTION	BY	SYM.



TITLE OF PROJECT: WEEDSPORT-ADDITIONS TO MAINTENANCE SECTION AND ROOF REPLACEMENT LOCATION OF PROJECT: WEEDSPORT MP 304.2 TITLE OF DRAWING: ELECTRICAL NOTES AND SYMBOLS	CONTRACT NUMBER: TAS 24-9A DATE: 09/27/2022 DRAWING NUMBER: E000
--------------------------------------------------------------------------------------------------------------------------------------------------------------------------------	------------------------------------------------------------------------

KEY NOTES:

- 1 OWNER SHALL RELOCATE EXISTING FIBER BOX, SWITCH, AND COMMUNICATION EQUIPMENT. EXISTING TO REMAIN ACTIVE DATA LINES WILL BE REWORKED BY OWNER.
- 2 REMOVE AND SALVAGE EXISTING ANTENNAS, SUPPORT SYSTEM, AND ASSOCIATED CABLING.
- 3 REMOVE EXISTING EMPLOYEE TIME CLOCK AND TURN OVER TO OWNER.
- 4 FIBER OPTIC CABLE TO BE PULLED BACK, SPLICED, EXTENDED AND REROUTED TO NEW MECHANICAL ROOM LOCATION. REFER TO DRAWINGS E201, C100, AND C200 FOR ROUTING AND NOTES.
- 5 REMOVE DEVICE. BRANCH CIRCUIT TO BE REMOVED BACK TO A POINT FOR RE-USE AS SHOWN ON NEW POWER AND SYSTEM PLAN.
- 6 DISCONNECT AND REMOVE EXISTING LIGHT FIXTURES IN AREA. BRANCH CIRCUIT TO REMAIN TO SERVE NEW LIGHTING LAYOUT.
- 7 REMOVE AND SALVAGE NYSTA PHONE AND SPEAKER. PULL BACK CABLING AND PROTECT FOR RE-USE.
- 8 PULL BACK EXISTING FIBER TO EXTERIOR RISER ON BUILDING. REMOVE AND SALVAGE FIBER PULL BOX AND ASSOCIATED EXTERIOR BUILDING MOUNTED CONDUIT. REWORK FIBER PATH SO IT ENTERS BUILDING OUTSIDE OF NEW DOOR LOCATION AND CONTINUES TO LOCATION OF RELOCATED SIECOR BOX. UNDERGROUND PATH OF SINGLE MODE FIBER TO THE NORTH OF THE BUILDING IS UNKNOWN. CONTRACTOR SHALL TRACE LINE AND PROVIDE PROTECTION FROM ANY DEMOLITION AND NEW WORK BEING PERFORMED.
- 9 POWER BRANCH CIRCUITS BEING REMOVED DURING DEMOLITION OF DEVICES. ANY ACTIVE TO REMAIN CIRCUITS SHALL BE REMOVED BACK TO INSIDE MECHANICAL ROOM AND REFed THROUGH BUILDING CEILING SPACE.
- 10 TRACE UNDERGROUND TELEPHONE LINES. PROVIDE PROTECTION FROM ANY DEMOLITION AND NEW WORK BEING PERFORMED.



1 ELECTRICAL DEMOLITION PLAN
SCALE: 1/8" = 1'-0"

TA NUMBER/DWG/DWG NUMBER
 CHECKED BY: XXX
 DRAFTED BY: XXX
 CHECKED BY: XXX
 DESIGNED BY: J.L. MORRIS
 BUREAU DIRECTOR: J.L. MORRIS

ALTERED ON:	AFFIXED ON: 11/15/2023
SIGNATURE: [Signature]	SIGNATURE: [Signature]

ARCHITECTURE ENGINEERING PLANNING
CPLteam.com

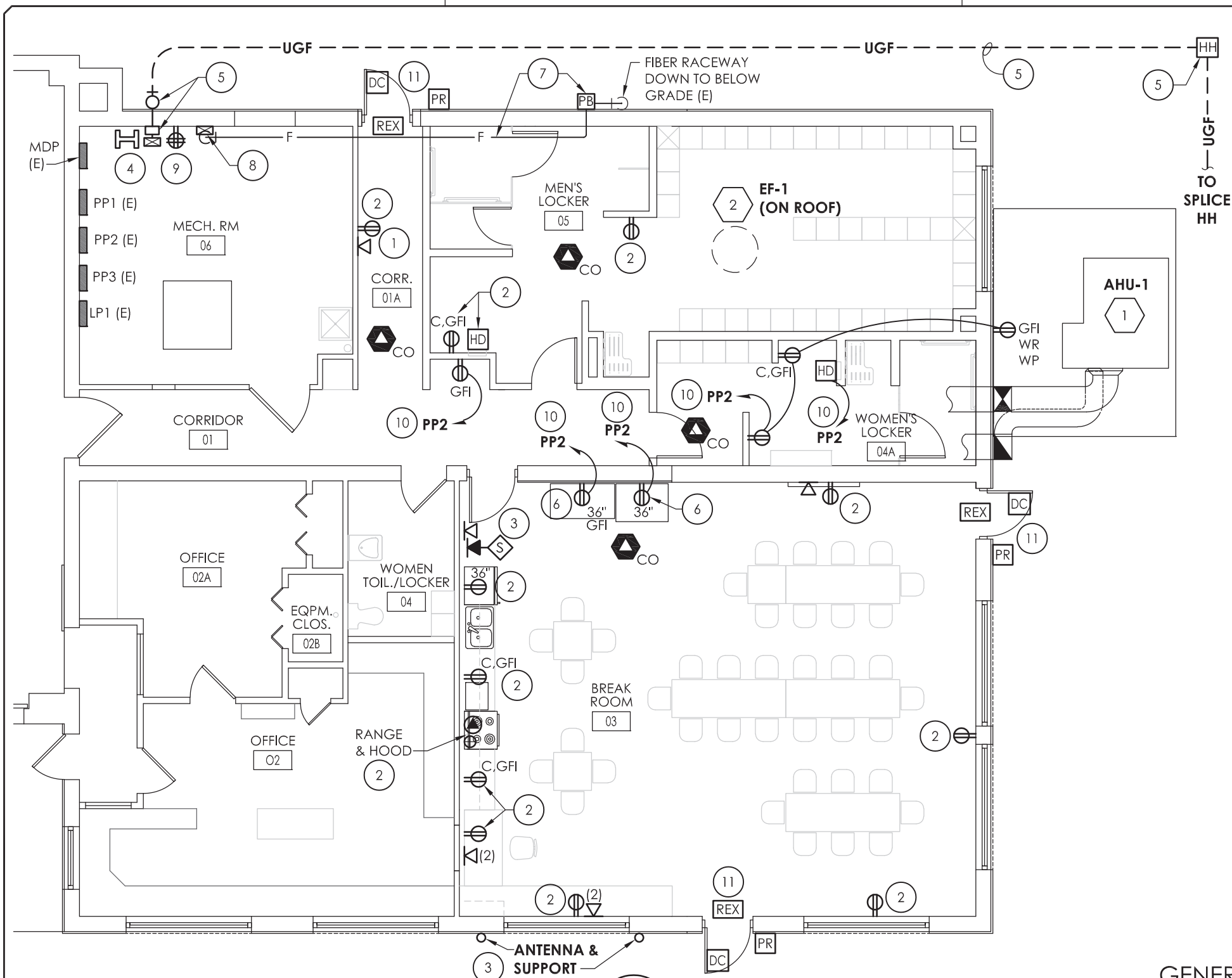
IT IS A VIOLATION OF LAW FOR ANY PERSON, UNLESS THEY ARE ACTING UNDER THE DIRECTION OF A LICENSED PROFESSIONAL ENGINEER, ARCHITECT, LANDSCAPE ARCHITECT, OR LAND SURVEYOR, TO ALTER AN ITEM IN ANY WAY. IF AN ITEM BEARING THE STAMP OF A LICENSED PROFESSIONAL IS ALTERED, THE ALTERING ENGINEER, ARCHITECT, LANDSCAPE ARCHITECT, OR LAND SURVEYOR SHALL STAMP THE DOCUMENT AND INCLUDE THE NOTATION "ALTERED BY" FOLLOWED BY THEIR SIGNATURE, THE DATE OF SUCH ALTERATION, AND A SPECIFIC DESCRIPTION OF THE ALTERATION.

REVISIONS			
DATE	DESCRIPTION	BY	SYM.



TITLE OF PROJECT: WEEDSPORT-ADDITIONS TO MAINTENANCE SECTION AND ROOF REPLACEMENT	CONTRACT NUMBER: TAS 24-9A
LOCATION OF PROJECT: WEEDSPORT MP 304.2	DATE: 09/27/2022
TITLE OF DRAWING: ELECTRICAL DEMOLITION PLAN	DRAWING NUMBER: E101

TA NUMBER/DWG NUMBER: XXX
 CHECKED BY: XXX
 DRAFTED BY: XXX
 CHECKED BY: XXX
 DESIGNED BY: J.L. MORRIS
 BUREAU DIRECTOR: J.L. MORRIS



KEY NOTES:

- 1 PROVIDE DATA AND POWER FOR OWNER TIME CLOCK. COORDINATE MOUNTING HEIGHT WITH OWNER.
- 2 SPLICE AND EXTEND EXISTING CIRCUIT IN AREA LEFT FROM DEMOLITION OF SIMILAR DEVICE. EXTEND WITH (2) #12, #12 GND IN 3/4" CONDUIT.
- 3 REINSTALL SALVAGED THRUWAY TELEPHONE SYSTEM, ANTENNAS, AND ASSOCIATED SUPPORT STRUCTURES. RE-WORK EXISTING COMMUNICATION CABLING AS REQUIRED.
- 4 OWNER TO RELOCATE FIBER SWITCH, NETWORK EQUIPMENT, AND REWORK ANY EXISTING DATA LINES THAT WILL BE REQUIRED TO REMAIN ACTIVE. CONTRACTOR SHALL ROUTE AND TERMINATE ALL NEW DATA LINES TO OWNER PROVIDED EQUIPMENT.
- 5 CONTRACTOR SHALL BE RESPONSIBLE TO REWORK EXISTING FIBER OPTIC CABLING. WORK SHALL INCLUDE INSTALLING 2 HANDHOLES, RACEWAY, FIBER, AND MAKING TERMINATIONS. SPLICE EXISTING FIBER IN EXTERIOR HANDHOLE SOUTH OF PARKING AREA, INSTALL NEW FIBER IN 4" SCH. 80 PVC CONDUIT FROM SPLICE HANDHOLE, UNDERGROUND AROUND NEW ADDITION, UP EXTERIOR OF EXISTING BUILDING, AND INTO NEW EQUIPMENT LOCATION. VERIFY EXISTING TYPE OF FIBER TO BE INSTALLED WITH OWNER TO MATCH EXISTING LUCENT OPTICAL CABLE. SEAL BUILDING PENETRATION WATERTIGHT. REFER TO DRAWINGS C100 AND C200 FOR HANDHOLE LOCATIONS AND ROUTE.
- 6 PROVIDE DEDICATED CIRCUIT FOR OWNER PROVIDED VENDING MACHINE AND ICE MAKER. CIRCUIT AS NOTED.
- 7 REINSTALL SALVAGED FIBER PULL BOX. REWORK EXISTING SM FIBER INTO RACEWAY AS REQUIRED AND MAKE CONNECTIONS TO REINSTALLED SIECOR FIBER BOX. SEAL BUILDING PENETRATION WATER TIGHT.
- 8 REINSTALL SALVAGED SIECOR BOX AND MAKE FIBER TERMINATIONS.
- 9 REWORK EXISTING BRANCH CIRCUIT SERVING NETWORK EQUIPMENT TO NEW LOCATION.
- 10 PROVIDE A 20/1 BREAKER IN AVAILABLE PANEL SPACE. PANEL PP2 IS A 225A SQUARE D NQ PANEL WITH 10KAIC RATING.
- 11 INSTALL DEVICES COMPATIBLE WITH BUILDING LEVEL ACCESS CONTROL SYSTEM. ROUTE BANANA CABLE BACK TO SYSTEM HEAD-END IN MECH. RM.

POWER AND SYSTEMS PLAN

1
E201

SCALE: 1/8" = 1'-0"

GENERAL NOTES:

- A. REFER TO EQUIPMENT WIRING SCHEDULE ON DRAWING E900.
- B. WIRE ALL NEW DATA JACKS BACK TO NEAREST DATA PANEL WITH CAT6 CABLING.
- C. WIRE ALL CARBON MONOXIDE DETECTORS TOGETHER WITH (2) #12, #12 GND. IN 3/4" CONDUIT. WIRE TO PANEL PP2. INSTALL A DEDICATED 20/1 BREAKER FOR CIRCUIT IN AVAILABLE PANEL SPACE.

DESIGNED BY: J.L. MORRIS

ALTERED ON: _____

AFFIXED ON: 11/15/2023

SIGNATURE: _____

STAMP: _____



IT IS A VIOLATION OF LAW FOR ANY PERSON, UNLESS THEY ARE ACTING UNDER THE DIRECTION OF A LICENSED PROFESSIONAL ENGINEER, ARCHITECT, LANDSCAPE ARCHITECT, OR LAND SURVEYOR, TO ALTER AN ITEM IN ANY WAY. IF AN ITEM BEARING THE STAMP OF A LICENSED PROFESSIONAL IS ALTERED, THE ALTERING ENGINEER, ARCHITECT, LANDSCAPE ARCHITECT, OR LAND SURVEYOR SHALL STAMP THE DOCUMENT AND INCLUDE THE NOTATION "ALTERED BY" FOLLOWED BY THEIR SIGNATURE, THE DATE OF SUCH ALTERATION, AND A SPECIFIC DESCRIPTION OF THE ALTERATION.

REVISIONS			
DATE	DESCRIPTION	BY	SYM.



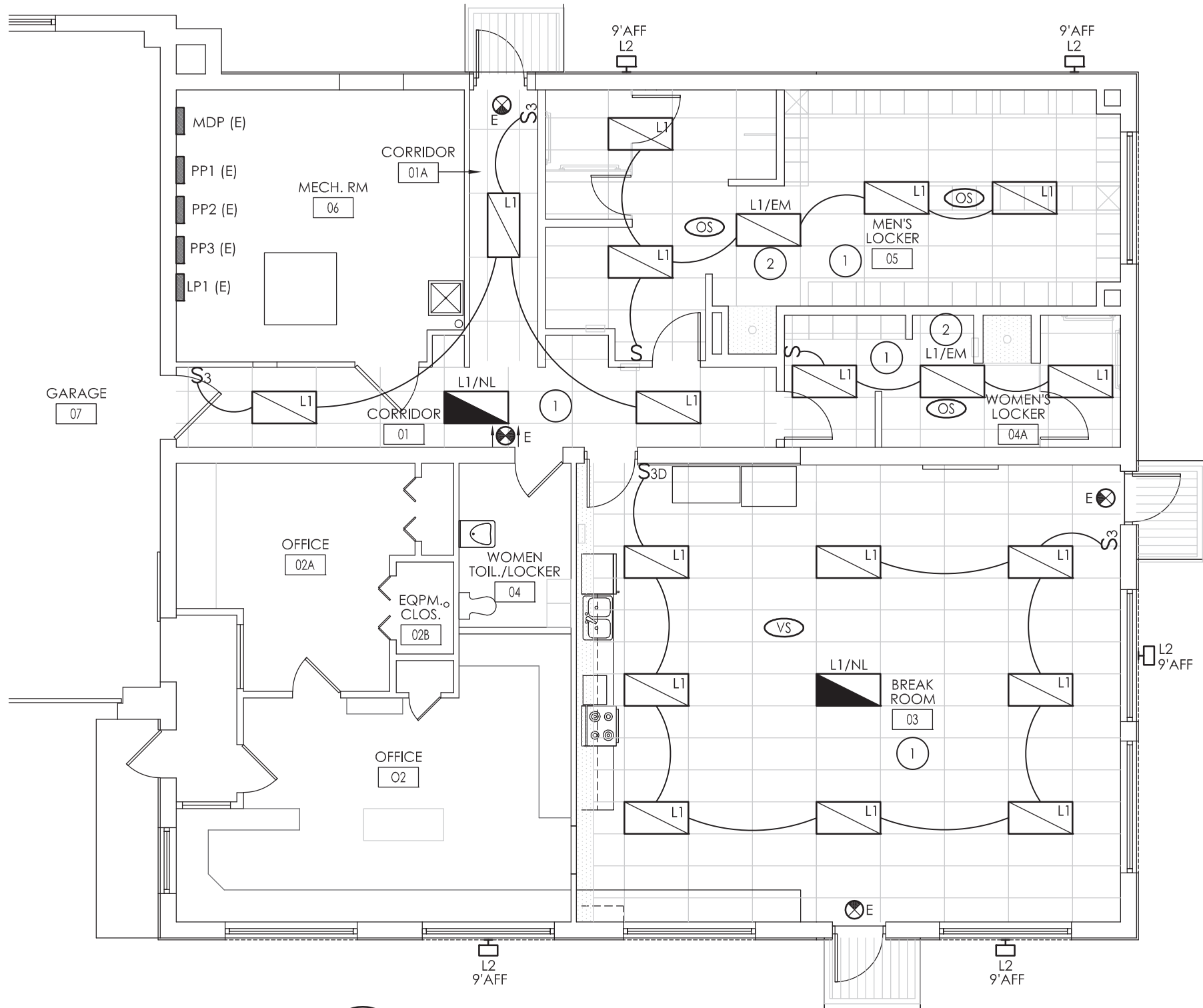
TITLE OF PROJECT WEEDSPORT-ADDITIONS TO MAINTENANCE SECTION AND ROOF REPLACEMENT	CONTRACT NUMBER: TAS 24-9A
LOCATION OF PROJECT WEEDSPORT MP 304.2	DATE: 09/27/2022
TITLE OF DRAWING ELECTRICAL POWER & SYSTEMS PLAN	DRAWING NUMBER: E201

KEY NOTES:

- 1 CONNECT NEW FIXTURES IN AREA TO EXISTING BRANCH CIRCUIT LEFT FROM DEMOLITION. SPLICE AND EXTEND EXISTING CIRCUITS WITH (2) #12, #12 GND IN 3/4" CONDUIT TO REACH TERMINATION POINT OF NEW FIXTURES.
- 2 PROVIDE SECOND HOT WIRE TO SWITCHED EMERGENCY LIGHT. CONNECT WIRE AHEAD OF ROOM LIGHTING CONTROL.

GENERAL NOTES:

- A. REFER TO LUMINAIRE SCHEDULE ON DRAWING E900 FOR FIXTURE DESCRIPTION AND SPECIFICATIONS.
- B. WIRE ALL NEW EXTERIOR, TYPE L2 LIGHT FIXTURES TOGETHER WITH (2) #12, #12 GND IN 3/4" CONDUIT. WIRE TO SPARE 20/1 BREAKER IN PANEL LP1 AT SPACE 4.



1 LIGHTING PLAN
E301 SCALE: 1/8" = 1'-0"

DESIGNED BY: SIGNATURE: STAMP:	ALTERED ON:	AFFIXED ON: 11/15/2023

IT IS A VIOLATION OF LAW FOR ANY PERSON, UNLESS THEY ARE ACTING UNDER THE DIRECTION OF A LICENSED PROFESSIONAL ENGINEER, ARCHITECT, LANDSCAPE ARCHITECT, OR LAND SURVEYOR, TO ALTER AN ITEM IN ANY WAY. IF AN ITEM BEARING THE STAMP OF A LICENSED PROFESSIONAL IS ALTERED, THE ALTERING ENGINEER, ARCHITECT, LANDSCAPE ARCHITECT, OR LAND SURVEYOR SHALL STAMP THE DOCUMENT AND INCLUDE THE NOTATION "ALTERED BY" FOLLOWED BY THEIR SIGNATURE, THE DATE OF SUCH ALTERATION, AND A SPECIFIC DESCRIPTION OF THE ALTERATION.

REVISIONS			
DATE	DESCRIPTION	BY	SYM.



TITLE OF PROJECT WEEDSPORT-ADDITIONS TO MAINTENANCE SECTION AND ROOF REPLACEMENT	CONTRACT NUMBER: TAS 24-9A
LOCATION OF PROJECT WEEDSPORT MP 304.2	DATE: 09/27/2022
TITLE OF DRAWING LIGHTING PLAN	DRAWING NUMBER: E301

ELECTRICAL EQUIPMENT WIRING SCHEDULE

REMARKS:

1. ELECTRICAL CONTRACTOR IS RESPONSIBLE FOR THE MOUNTING, AND LINE/LOAD SIDE CONNECTIONS OF DISCONNECT AND/OR STARTER DEVICE ASSOCIATED WITH UNIT. MEANS OF DISCONNECT AND/OR STARTER ASSOCIATED WITH UNIT PROVIDED BY MECHANICAL CONTRACTOR. ELECTRICAL CONTRACTOR IS RESPONSIBLE FOR ALL FINAL CONNECTIONS TO EQUIPMENT.
2. UNIT TO BE PROVIDED WITH A NON-FUSED DISCONNECT SWITCH AND A 115V UNIT POWERED GFI OUTLET.
3. PANEL PP2 IS A 225A SQUARE D NQ PANEBOARD. NEW BREAKER SHALL BE 10KAIC AND BE LISTED FOR USE IN PANEL.

ITEM NUMBER	EQUIPMENT	VOLTS	PHASE	AMPS	BREAKER SIZE/ FUSE SIZE	WIRE/CONDUIT SIZE	PANEL/CCT	REMARKS
1	AHU-1	208	3	36.1	50/3	(3)#8, #10 GND IN 1" CONDUIT	PP2-1,2,3	1, 2, 3
2	EF-1	120	1	2.5	20/1	(2)#12, #12 GND IN 3/4" CONDUIT	PP2-4	1, 3

LUMINAIRE SCHEDULE


MARK	DESCRIPTION	MANUFACTURER	MODEL	VOLTAGE	WATTS	REMARKS
E	UNIVERSAL MOUNT SINGLE/DOUBLE FACED THERMOPLASTIC LED EXIT SIGN WITH WHITE FINISH, RED LETTERS, AND NI-CAD BATTERY	DUAL LITE	EVE-U-R-I	120/277	3.43	1
L1	2x4 LED EDGE-LIT RECESSED FLAT PANEL WITH FROSTED LENS AND SWITCHABLE LUMEN OUTPUT	COLUMBIA LIGHTING	CFP24-55/41/3440	120/277	40.0	2, 3
L1/NL & L1/EM	2x4 LED RECESSED FLAT PANEL WITH EMERGENCY LED BATTERY PACK	COLUMBIA LIGHTING	CFP24-55/41/3440 (PLD10M-PLRTS)	120/277	40.0	1, 2, 3, 4
L2	14" WIDE, 7.25" HIGH, WALL MOUNTED LED WALL PACK WITH FULL CUT OFF DOWNLIGHT, TYPE 4 DISTRIBUTION, DARK BRONZE FINISH, COLD WEATHER BATTERY, AND PHOTOCCELL	HUBBELL LIGHTING	TRV-D/24NB-55/4K/T4/UNV/DBT/PEC	120/277	55.0	1, 2


LUMINAIRE SCHEDULE REMARKS:

1. EMERGENCY BATTERY UNIT TO PROVIDE A MINIMUM OF 90 MINUTES OF ILLUMINATION.
2. FIXTURE TO BE DESIGN LIGHTS CONSORTIUM QUALIFIED OR ENERGY STAR LISTED FOR COMMERCIAL APPLICATIONS.
3. SET INITIAL LUMEN OUTPUT OF SWITCHABLE FIXTURE TO 4100.
4. PROVIDE REMOTE TEST SWITCH AND CHARGE INDICATOR MODULE. INSTALL IN SINGLE GANG RECESSED BOX ADJACENT TO FIXTURE.

TA NUMBER/DWG/DWG NUMBER
 CHECKED BY: XXX
 DRAFTED BY: XXX
 CHECKED BY: XXX
 DESIGNED BY: J.L. MORRIS
 BUREAU DIRECTOR: J.L. MORRIS

ALTERED ON: SIGNATURE: STAMP:	AFFIXED ON: 11/15/2023 SIGNATURE: STAMP:
-----------------------------------------	----------------------------------------------------





**ARCHITECTURE
ENGINEERING
PLANNING**

CPLteam.com

IT IS A VIOLATION OF LAW FOR ANY PERSON, UNLESS THEY ARE ACTING UNDER THE DIRECTION OF A LICENSED PROFESSIONAL ENGINEER, ARCHITECT, LANDSCAPE ARCHITECT, OR LAND SURVEYOR, TO ALTER AN ITEM IN ANY WAY. IF AN ITEM BEARING THE STAMP OF A LICENSED PROFESSIONAL IS ALTERED, THE ALTERING ENGINEER, ARCHITECT, LANDSCAPE ARCHITECT, OR LAND SURVEYOR SHALL STAMP THE DOCUMENT AND INCLUDE THE NOTATION "ALTERED BY" FOLLOWED BY THEIR SIGNATURE, THE DATE OF SUCH ALTERATION, AND A SPECIFIC DESCRIPTION OF THE ALTERATION.

REVISIONS			
DATE	DESCRIPTION	BY	SYM.



TITLE OF PROJECT WEEDSPORT-ADDITIONS TO MAINTENANCE SECTION AND ROOF REPLACEMENT	CONTRACT NUMBER: TAS 24-9A
LOCATION OF PROJECT WEEDSPORT MP 304.2	DATE: 09/27/2022
TITLE OF DRAWING ELECTRICAL SCHEDULES	DRAWING NUMBER: E900